

# AMERICAN ROLLER BEARINGS



AMERICAN  
ROLLER BEARINGS



SINCE 1911

*Made in USA!*

# PROUDLY SERVING INDUSTRY SINCE 1911



This 3-dimensional retrospective art was commissioned to celebrate the first 100 years of the American Roller Bearing Company: the history, people, products, accomplishments and the company's ability to adapt and evolve in serving its customers.

The circular structure, created of satin aluminum, is shaped as a bearing. The story flows counterclockwise from the top left. Miniaturized photographs, publications, brochures, advertising and actual memorabilia chronicle the milestones in the story of the USA's largest privately-owned bearing manufacturer.

2	<b>HEAVY INDUSTRIES</b>
3	<b>PRODUCT LINE GUIDE</b>
4	<b>INTRODUCTION</b>
10	<b>BALL BEARINGS</b>
30	<b>CYLINDRICAL ROLLER BEARINGS</b>
174	<b>TAPERED ROLLER BEARINGS</b>
214	<b>SPHERICAL ROLLER BEARINGS</b>
224	<b>THRUST BEARINGS</b>
256	<b>SPECIAL BEARINGS</b>
260	<b>RECONDITIONING PROGRAM</b>
264	<b>ENGINEERING - GENERAL</b>
272	TOLERANCES
275	CLEARANCES
282	FITTING PRACTICE
283	METRIC SHAFT FITS
286	INCH SHAFT FITS
289	METRIC HOUSING FITS
290	INCH HOUSING FITS
291	THRUST BEARING FITS
292	CONVERSION FACTORS
294	<b>INDEX</b>



# AMERICAN ROLLER BEARING COMPANY

## Heavy Duty Bearings – Serving Heavy Industry

### PRIMARY METALS:

Rolling Mills  
BOF Drives  
Pinion Stands  
Coilers  
Table Rolls  
Transfer Cars



### OIL FIELD:

Mud Pumps  
Service Pumps  
Drawworks  
Swivels  
Rotary Tables



### MINING:

Draglines  
Shovels  
Longwall Millers  
Off Road Dump Trucks  
Rock Crushing



### ELECTRICAL POWER GENERATION:

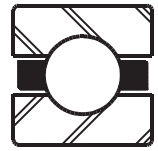
Pulverizers  
Classifiers  
Control Valves  
Wind Turbines



\* The industries above represent just a sample of the industries served by American Roller Bearing.

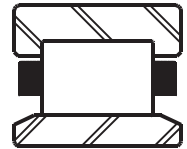
## BALL BEARINGS

**TYPES:** BAC, BAC-D, DGB



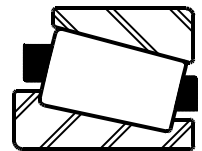
## CYLINDRICAL ROLLER BEARINGS

**TYPES:** AD, CD, ECS, HCS, NU, NCF, NNU, NNCL, SCS, A-H, AD-D, AD-DK, AD-H, AD-SM, AW-H



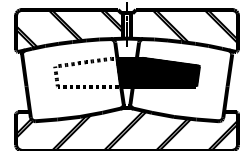
## TAPERED ROLLER BEARINGS

**TYPES:** TDI, TDIE, TDO, TQO, TQITS, TS



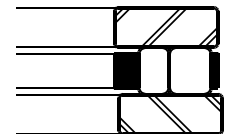
## SPHERICAL ROLLER BEARINGS

**SERIES:** 22200, 22300, 23000, 23100, 23200, 23800, 23900, 24000, and 24100



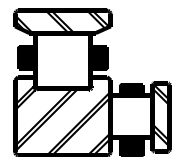
## THRUST BEARINGS

**TYPES:** AB, ABD, ATP, AVFT, BT, T, TDP, TPC, TPS, TTP, VFT, VFTV, VFTX, WVFT, WTPC



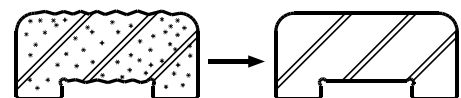
## SPECIAL BEARINGS

Specific Designs for Applications with Special Demands.  
Modifying; Materials, Features, Configurations and/or Tolerances



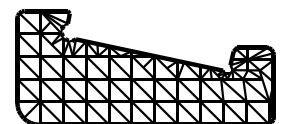
## RECONDITIONING PROGRAM

Services and Programs That Give New Life to Used Bearings  
Extending Bearing Life, Performance and Value

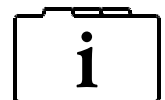


## ENGINEERING

Life Calculations, Life Adjustment Factors, Rating Lives, Speed Limits, Lubrication, Tolerances, Internal Clearances, Fitting Practice, Shaft & Housing Fits



## INDEX



# INTRODUCTION

## The American Roller Bearing Company

Since 1911, when C.F. Succop helped start American Roller Bearing in Pittsburgh, Pennsylvania, the company has been designing and manufacturing quality anti-friction bearings for thousands of different types of industrial equipment. American Roller Bearings helped U.S. troops win two world wars, powered the greatest industrial expansion in history, and helped America conquer space.

Through depression, war, recession and boom, American Roller Bearing has demonstrated success in key sectors of the nation's industrial economy: steel and primary metal manufacturing, railroads, oil and gas, mining, electric power generation, corrugated box manufacturing, aerospace, rock crushing, construction equipment, stamping presses, and large gear box drives. American Roller Bearing has become synonymous with quality. As these industries modernized with newer equipment, so did the bearings we manufactured for this equipment. We've improved our bearing designs, used higher performance bearing steels, employed newer, more accurate machine tools, and incorporated the latest quality assurance techniques to provide our customers with the finest, longest lasting bearings available.

In 1945, William G. Succop took over the management of American Roller Bearing Company and bought out all the remaining investors. In 1966 he orchestrated a major facilities move from Melwood Avenue to a newly constructed factory and headquarters, located at 150 Gamma Drive, Pittsburgh, Pennsylvania. In the 1980's, the company moved its manufacturing and production to North Carolina, while headquarters remained in Pittsburgh.

Today, the third generation owns and manages the American Roller Bearing Company. American's headquarters and primary sales office moved to Hickory, North Carolina in 2007. Manufacturing facilities are located close by in Morganton and Hiddenite, North Carolina. Additional sales offices are located in Pittsburgh, Pennsylvania, with regional sales offices throughout the U.S.

At the modern manufacturing facilities in the foothills of the North Carolina mountains, American Roller Bearing and its people pay attention to a tradition of craftsmanship that emphasizes quality, workmanship and flexibility – traits that have characterized our company since C.F. Succop and Chief Engineer Carl Knaak started designing and manufacturing roller bearings in the early years of the 20th century in Pittsburgh, Pennsylvania.

American Roller Bearings' proven ability to adapt to industrial change has been on display in the 21st century. We are now designing and expanding a line of heavy duty roller bearings for the next generation of wind turbines that will provide America with a growing share of its electricity from this source. When other industries of the future demand better anti-friction bearings, American Roller Bearing will be there.

## American Roller Bearing Commitment

American Roller Bearing Company has been manufacturing ball and roller bearings for heavy-duty industrial equipment for over one hundred years. Our goal has always been to manufacture a superior product. Implementation of advancements in manufacturing technologies, quality control and continuous improvement programs, assure our future product will continue to excel for the most discerning customers.

American Roller Bearing has driven company growth by simultaneously developing customer relationships and products. We've continuously improved product quality through our focus on engineering and manufacturing technologies, while maintaining a commitment to our customers and the markets we serve.

Through a century of change, American Roller Bearing has provided quality roller bearings to a diverse industrial customer base. We continue to develop, design, manufacture, and service the robust bearings that are the keystones of America's industrial economy. American Roller Bearing has made a major contribution to the development of heavy industry and is committed to the continuation of this 100-year tradition of excellence well into the future. The people of American Roller Bearing pledge "to do it better every day", designing, developing, manufacturing and servicing better bearings for a 21st century marketplace.

American Roller Bearing is proud to remain an American company. This pride is reflected in the high quality and success of our product line, bearings that are increasingly called for by customers around the world.

## About Our Products

American Roller Bearing Company primarily makes heavy duty industrial class bearings that are used in various industries in the US and around the world. With manufacturing capabilities up to 84" outer diameter, American can manufacture a broad range of products to meet your needs. As shown in our product line, American manufactures ball bearings, cylindrical, spherical, and tapered roller bearings in both radial and thrust configurations.

## Quality Statement

American Roller Bearing is a leading manufacturer of quality anti-friction bearings for the industrial markets we serve. Our quality commitment starts with our top management and is supported conscientiously by all the people in our company.

We strive to produce exceptional products and services that consistently meet or exceed our customer's requirements and specifications. American Roller Bearing will efficiently apply our resources, and we will involve and train all our people for the purpose of continually improving the quality of our products, processes and services. American Roller Bearing monitors our success by our satisfied customers. We hold and will continue to hold ISO 9001 certifications at all locations.

## Warranty

American Roller Bearing will replace or repair (at our evaluation), any goods which fail in normal use and service due to defects in material or workmanship free of charge for one year after the date of receipt. Such goods must be returned to American Roller Bearing at its Morganton, North Carolina manufacturing facility, transportation charges prepaid. No return shipments will be accepted without prior written authorization of American Roller Bearing. American Roller Bearing's obligations with respect to such replacement or repair shall not include costs of transportation, installation, adjustment or other expenses which may arise in connection with such replacement or repair.

The provisions of this warranty shall not apply to any goods which have not been properly lubricated, subjected to misuse, improper storage conditions, damage due to negligence or accident, or which shall have been repaired or altered in any way so as, in the judgment of American Roller Bearing, to affect adversely their performance and reliability, nor which are used for a purpose for which they are not designed.

AMERICAN ROLLER BEARING'S AGREEMENT TO REPAIR OR REPLACE DEFECTIVE GOODS IS THE EXCLUSIVE REMEDY AND IS EXPRESSLY IN LIEU OF, AND IS HEREBY IN DISCLAIMER OF, ANY IMPLIED WARRANTIES OF MERCHANTABILITY AND/OR FITNESS FOR A PARTICULAR PURPOSE, AS WELL AS ALL OTHER EXPRESS OR IMPLIED WARRANTIES, IN LAW OR EQUITY, AND OF ALL OTHER OBLIGATIONS OR LIABILITIES ON AMERICAN ROLLER BEARINGS'S PART. AMERICAN ROLLER BEARINGS'S EXPRESS WARRANTY HEREUNDER RUNS ONLY TO THE PURCHASER AND PURCHASER'S IMMEDIATE BUYER AND DOES NOT EXTEND, EXPRESSLY OR BY IMPLICATION, TO ANY OTHER PERSON. AMERICAN ROLLER BEARING'S DISCLAIMER OF ALL IMPLIED WARRANTIES RUNS TO ALL SUBSEQUENT PURCHASERS AND USERS, AND PURCHASER WILL PASS THIS DISCLAIMER ON TO ITS BUYER. IN NO EVENT SHALL AMERICAN ROLLER BEARING BE LIABLE FOR INCIDENTAL OR CONSEQUENTIAL DAMAGES TO PURCHASER, IMMEDIATE OR REMOTE BUYERS, AND IN NO EVENT MAY THE COMPANY'S LIABILITY EXCEED THE PURCHASE PRICE OF THE PRODUCT.

## Nuclear Application

None of the bearings found in this catalog, nor any special bearings not described herein, have been designed or manufactured for use in any nuclear application. This includes any bearings installed or used in devices that could be considered "support equipment" related in any way to any nuclear application, such as, but not limited to: motors, gear boxes, cranes, carts and valves. The use of our bearings in such applications, without the direct written advance approval and advice of American Roller Bearing's Engineering Department, violates the "normal use and service" clause of our warranty and shall immediately void all warranties.

## Engineering Policy

For over a century, it has been American Roller Bearing's policy to offer sound engineering assistance to our customers. We have many years experience in the application and manufacture of rolling bearings and are able and willing to help our customers in selecting the best bearing for their application. We also provide proper mounting and lubrication recommendations to insure the bearings will perform at maximum potential for a long time.

## Using This Catalog

The American Roller Bearings® shown in this catalog can be found in six sections:

### Ball Bearings

### Cylindrical Roller Bearings

### Tapered Roller Bearings

### Spherical Roller Bearings

### Thrust Bearings

### Special Bearings

Many bearings found in the first five product sections are pure "standard bearings" because they follow a boundary dimension (Bore, O.D. and Width) plan by either the American Bearing Manufacturers Association (ABMA) or the International Standards Organization (ISO). Other bearings are essentially "standards" because they interchange dimensionally and functionally with those made by several other bearing manufacturers.

The **Ball Bearings** section starts with the two most popular types: deep groove ball bearings and angular contact bearings. These are pure standards, while the other ball bearing product lines in this section interchange with other manufacturers' bearings of the same type and boundary dimensions.

**Cylindrical Roller Bearings**, because their various design types are separable, offer the ability to interchange components with bearings from other manufacturers. This only applies to bearing styles with one straight race when the other race contains the cage and rollers. This can easily be verified in the bearing tables by comparing the DUR (Diameter Under Rollers) or "F" dimension with that of another bearing manufacturer. If they are the same, then interchanging components will be successful.

# INTRODUCTION

Similarly, for **Tapered Roller Bearings**, interchanging a complete bearing can be verified by comparing the boundary dimensions, especially total bearing width, cone width and cup width with those of another manufacturer's bearing. Care must be exercised when selecting some TDO bearings as there exists two and sometimes three with identical boundary dimensions. Each has its own bearing number, and the difference between one another can be seen in the bearing tables in the "K" factor column. This means different internal geometry and different ability to accommodate axial thrust. Users procuring a replacement bearing should keep this in mind. Most of our tapered roller bearings have the ability to interchange cone assemblies with cups of other manufacturers, and vice versa, but this should be verified by contacting our sales department or engineering department. When components are interchanged for two row bearings, types TDO and TDI, the same Bench End Play (BEP) should be maintained if the original bearing has a spacer.

Introduced in this catalog are **Spherical Roller Bearings** in the popular 22200, 22300, 23000, 23100, 23200, 23800, 23900, 24000, and 24100 series. These are all standard bearings with the same boundary dimensions and similar capacities as other bearing brands.

Various types of **Thrust Bearings** are found in this section that use three common types of rolling elements: balls, cylindrical rollers and tapered rollers. All will interchange complete bearing for complete bearing with those made by other manufacturers. There is no standard to allow interchanging of components.

The **Special Bearings** section shows several examples of bearings specially designed to provide unique functions in unique applications. All are shown "in general" to display our capability to design and manufacture when a special need arises. Additional types can be created when needed. There are no bearing numbers or sizes in this section.

## Bearing Selection

We have constructed this catalog as a general reference guide to American Roller Bearing products and capabilities. The information has been arranged to help the user in the selection of replacement bearings for existing applications and, in general, selection of bearings for new applications. We have attempted to verify the accuracy of the details regarding the bearings found in this catalog. Never the less, it is suggested that purchasers of any of these products seek verification from our engineering department when ordered for the first time. The bearing weights shown for each product are approximate, and if this is an important factor in the use thereof, the purchaser should contact us before placing an order.

The three most common reasons for a bearing user to make a selection from a catalog are:

1. To exactly replace a used bearing in a machine.
2. To put new bearings in a new machine.
3. To replace bearing(s) that have not been functioning well in a machine.

Most bearings in this catalog are "standards" and will interchange with those of other bearing manufacturers in existing applications. For new designs or new applications, contact American's sales department at 828-624-1460 so we can recommend the best bearings for your applications.

Selecting a replacement bearing can be very simple, provided the correct and complete bearing number is ordered. Each user of a machine should keep a record available of all the required parts, including the bearing number with its prefixes and suffixes if they exist.

Choosing a new bearing for new equipment is a process that usually occurs with OEMs. American Roller Bearing can help in this selection process by doing an analysis to verify that the desired service life will occur and the bearings will allow the machine to operate as intended. Typically, engineers from both companies will be in contact, sharing data on loads, speeds and other operating conditions. When our analysis concludes that we can now specify your bearings, American can supply the proper shaft dimensions, housing dimensions and lubrication recommendations. Often, several iterations of the design and the bearing selection have to be made to optimize equipment performance, and we at American Roller Bearing are committed to helping with this process.

Occasionally, bearings must be replaced to improve performance in an application. Our engineering department will perform an in-depth analysis of the machine and its operating conditions. Often, inspections of previously used bearings that have been removed from service are very helpful in identifying the source of a problem. If new bearings are required, the engineers from both companies will work together so the new bearings can be fitted properly into the machine.

## Dual Dimensioning

All the tables in this catalog that list all our bearing products along with their appropriate dimensions, capacities, weights, clearances, etc. are dual dimensioned in SI (Metric) and Imperial (Inch) units for the users convenience. All bearing weights are approximate, and they and capacities have been rounded off from their exact values in both systems.



## Industry Standards

All of our bearing products conform to ABMA and ISO standards. This insures that all external dimensions and their tolerances are proper so that our bearings will not only physically interchange with those of other manufacturers, but also function and perform as originally intended by the original equipment manufacturer (OEM).

All the data concerning our bearing products in this catalog such as dimensions, capacities, tolerances, internal clearance, and fitting recommendations has been carefully reviewed, checked and double checked to insure correctness; however, AMERICAN ROLLER BEARING COMPANY ASSUMES NO LIABILITY TO ANY PERSON OR COMPANY FOR ANY DIRECT OR INDIRECT DAMAGES TO PERSON OR PROPERTY BASED ON INFORMATION SHOWN IN THIS CATALOG.

Prospective purchasers of our bearing products should contact our sales department at 828-624-1460 to obtain engineering verification for all pertinent data before ordering. American Roller Bearing Company reserves the right to make changes in design and/or specifications to its products without notice.

## Bearing Steels

Bearing quality steels are the foundation of a successfully manufactured product. Today, either through-hardening or case hardening bearing quality steels are used. The quality of these steels is carefully controlled, and they are manufactured to strict ASTM, (American Society for Testing and Materials) alloy chemistry, mechanical strength and cleanliness specifications. American purchases its bearing steel in the form of bars, tubes and forgings from reliable suppliers. All of these materials are subject to our own incoming quality inspection.

## Heat Treatment

The heat treating processes involved in the hardening of bearing steels are critical and must be executed carefully. The actual process begins with the creation of the alloy in billet form, through the secondary processes as described in the above paragraph, and is completed by our in-house heat treating procedures and QC inspections. All of the care exercised in the execution of proper heat treating results in the finished race or roller, having the most satisfactory physical properties in their relationship to one another and the application itself.

## Grinding

Bearing races and rollers are finished by grinding in modern CNC machines in order to obtain tight tolerances, concentricity, contours, and superior surface finishes. Advanced design and manufacturing provides a long-life bearing that has optimal load sharing among the rolling elements inside each bearing.

## Races

These are the two major components of every typical rolling element bearing. The inner race provides the connection to the rotating part of a machine by being mounted on a shaft, while the outer race connects to the stationary part of a machine by being mounted in a housing. In a small percentage of machines this order is reversed when the equipment has a stationary or "dead" shaft. Between the races are the rolling elements, either balls or rollers, which share and transmit the load from one race to the other.

Several choices of different bearing quality alloy steels are available for the races, and it takes expertise and experience to select the best alloy for each application and load level.

## Blended Bevel®

This bearing race feature only applies to cylindrical roller bearings that previously had a simple shallow angle chamfer between the rollerpath and an end face. It is custom designed for each product to facilitate assembly in its application when inner and outer races are mounted separately. The larger and heavier the machine components, the more beneficial this feature becomes.

Patented in 1999, the Blended Bevel® is a complicated shape with multiple radii that has been designed to allow the bearing's rollers to slide onto the rollerpath surface without scratching or gouging during machine assembly. Originally designed for 4-row cylindricals used as rollneck bearings in bar mills, it is also supplied in many of our standard cylindricals with either a single row, two rows, or four rows of rollers.

## Rollers

All rollers manufactured for American bearings are made from bearing steel, either through-hardened or case hardened, depending on what is best for the bearing and/or its application.

All cylindrical, tapered and spherical rollers are then precisely O.D. and end ground to their required sizes and contours. Producing optimally contoured rollers requires a very involved engineering analysis to design a complex shape that is defined by a **Logarithmic** function. Figure 1 below is an approximate depiction of a cylindrical roller with a logarithmic contour, with the vertical scale exaggerated. tapered rollers have a similar shape applied to their angled O.D.s, while spherical rollers have a constant full radius.

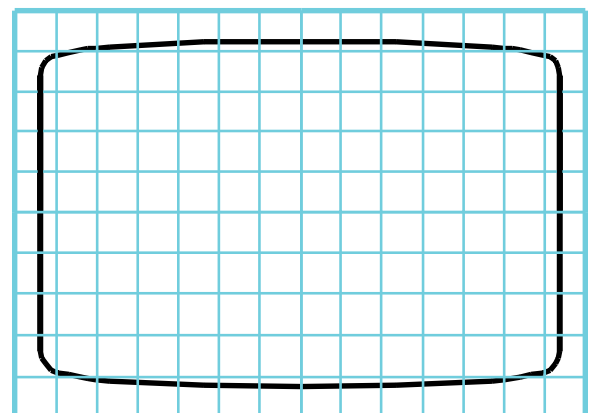


Fig. 1

# INTRODUCTION

## CAGES

The cage in all types of rolling element bearings performs the primary function of keeping the rolling elements separated, thereby reducing friction. In roller bearings, they also help reduce roller skew by keeping their axis parallel. A secondary function is keeping all rollers in an assembly in which one or both races are separable. American employs two types of cages in most of its bearings: fully machined brass and pin-type, which is almost exclusively used in tapered roller bearings. These are high quality, high performance cages. In general, different quality cages may be used, but should only be considered after the application has been evaluated.

Several types of standard cages used in American bearings are shown on this and the next page.

### Two-Piece Brass Cage-M



For cylindrical rollers, lid is attached to cage body at assembly. Roller riding is standard, but land riding can be supplied when required.

### Deep Groove Ball Bearing Cage-M



A two-piece solid brass cage with ball pockets, riveted together at bearing assembly.

### One-Piece Brass Cage-M2



A land riding cage with individually formed roller pockets. Typically used for special applications, for both cylindrical and tapered roller bearings.

### Angular Contact Cage-M



A one-piece brass land riding cage for ball angular contact bearings.

### Stamped Steel Cage-SS



Made from thin mild steel strip, this type of cage can be supplied for cylindrical and tapered roller bearings.

## Two-Piece Steel Cage-SM



Same construction as two-piece brass cage except material is mild steel.

## End Ring Cage-ER



Two mild steel rings with short roller pockets. Standard cage for journal bearings.

## Finger Type Brass Cage-M



One piece, with staggered roller pockets on opposite sides. For 2-row and 4-row cylindrical roller bearings and spherical roller bearings.

## Two-Piece Thrust Cage



Outer band retains rollers at assembly. Used for bearings with cylindrical and tapered rollers.

## Pin Type Cage



Hardened pins connect two side rings at assembly. Standard cage for tapered roller bearings, optional on some 4-row cylindrical roller bearings.

## One-Piece Thrust Cage



Used for cylindrical roller thrust bearings, tapered roller thrust bearings and v-flat thrust bearings.

# BALL BEARINGS





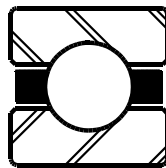
Deep Groove Ball Bearings, Metric	14
Deep Groove Ball Bearings, Inch	18
Angular Contact, Metric	20
Special Ball and Angular Contact	24
Special Double Row Angular Contact	28

## Deep Groove Ball Bearings, Metric and Inch Series

These bearings are suitable for moderate radial or thrust loads and combined radial/thrust loads. The metric DGB series follow ISO design practices for boundary dimensions, Bore, O.D., Width and corner radii. Both metric and inch series bearings are supplied with a two-piece machined brass cage, ball centered in most sizes, land centered in the very large bearings. Unless otherwise specified by the end user, these bearings will automatically be supplied with a C3 clearance for metric bearings and B3 for inch series ball bearings. This is necessary to provide some mounted clearance since these bearings are typically mounted on a shaft with an interference fit. Please refer to our engineering section for tolerances, internal clearances, and recommended shaft and housing fits for these bearings.

The complete metric bearing numbers will have the "M" cage and "C\_" clearance suffixes added to the bearing number as follows:

**DGB61960MC3**



This is a 300mm bore bearing.

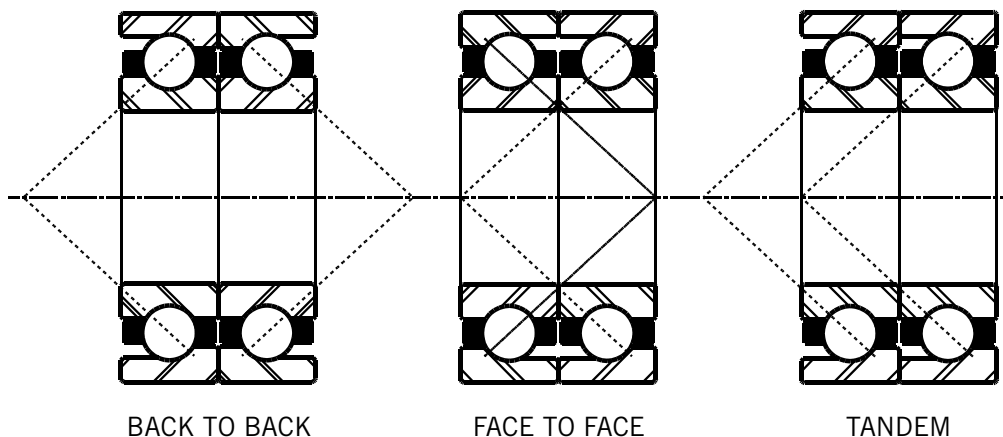
Complete inch bearing numbers will simply have the "B\_" clearance suffix added while still providing a machined brass cage as follows:

**130DGB553B3**

This is a 13.0000 in. bore bearing.

## Angular Contact (Ball) Bearings, Metric

These bearings have a greater number of balls and higher capacities than deep groove ball bearings with the same boundary dimensions and are suitable for higher loads and speeds with proper lubrication. However, because of the absence of a flange on one side of the outer race, they are capable of supporting thrust loading in only one direction. This is why most applications employ two of the same bearing bearings facing opposite directions, often as a duplex pair. Typical duplex pair configurations are shown below.



## Angular Contact (Ball) Bearings, Metric (Continued)

To obtain American BAC bearings capable of duplex mounting, they must be ordered “flush ground”, designated by the “G” suffix. “G” basically means “No axial clearance, no preload.” In cases where the tandem mounting is required, another bearing with thrust capability is usually employed on the shaft to take thrust or locate the shaft in the opposite direction as the pair.

Preloading is often employed with duplex pairs of BAC bearings for various reasons, and their suffix designations are as follows: flush ground BAC bearings are sold and packaged individually, meaning any two randomly selected “G” bearings can be mounted together. Preloaded bearings follow the common industry practice of being sold individually, but packaged in pairs.

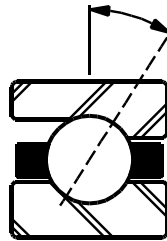
All American angular contact bearings come with a standard machined brass cage and will have an “M” suffix in their bearing numbers.

Angular contact bearings are supplied with four standard contact angles with suffixes as shown below:

Unless otherwise specified by the end user, we will supply bearings with the popular 40 degree contact angle: “B” suffix. The complete angular contact bearing number will be in the following format as required:

**BAC7056MBG**

This is a 280mm bearing.

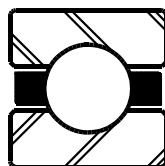


---

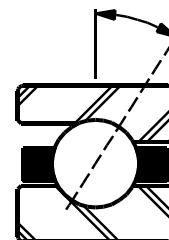
## Special Deep Groove Ball and Angular (Ball) Contact Bearings

These bearings have been specially designed for rolling mills that produce various metal products in various forms such as strip, bars and shapes. Their primary function is to either locate the bearing housing (chock) on the rollneck or take thrust load generated in the rolling process. Their boundary dimensions do not always follow an industry published boundary plan; hence, they are “Specials.” Their boundary dimensions are often dictated by the primary bearing on a rollneck that accommodates the very large separating force when metals are rolled. Typically, a single DGB bearing is mounted on a rollneck and in a chock that is axially “floated” in the mill stand. This bearing keeps the stationary chock in axial alignment with the rollneck; hence it is termed an “alignment bearing.” The opposite chock would then be the “held” chock that positions the roll axially in the mill stand and accommodates the generated thrust load. Usually, either a duplex pair of angular contact bearings or a double row angular contact bearing is used in the “held” chock. Typical bearing numbers are:

**DGB41181**



**BAC41721**

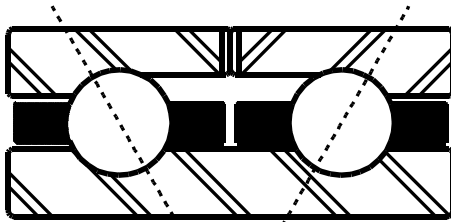


Since these are special bearing numbers, the brass cage, internal clearance, contact angle, etc. are not shown as suffixes in the actual bearing number, making the typical numbers like those shown above complete.

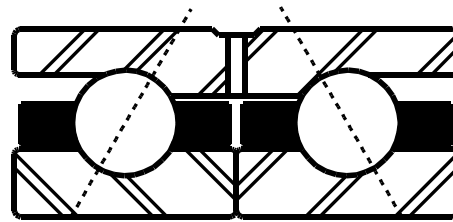
## Double Row Angular Contact Bearings

These bearings are supplied in two designs in order to maintain a non-separable unit. Design 1 has a single double-row inner race, while design 2 has a single double-row outer race. Due to their construction, they are supplied with a very small positive axial clearance. A typical bearing number is:

**BAC5724D**



DESIGN 1



DESIGN 2

Since this typical bearing has a special bearing number, no suffixes defining the cage type, contact angle or axial clearance are shown in the bearing number, making the bearing number complete as shown.

## Commonly used DGB and BAC suffixes:

### Deep Groove Ball:

B3, B4 ETC.	INTERNAL CLEARANCE, INCH SERIES
C3, C4 ETC.	INTERNAL CLEARANCE, METRIC SERIES
D	TWO ROW BEARING
M	MACHINED BRASS CAGE
N	ONE 45 DEGREE OUTER RACE FACE NOTCH
N2	TWO 45 DEGREE OUTER RACE FACE NOTCHES

### Angular Contact:

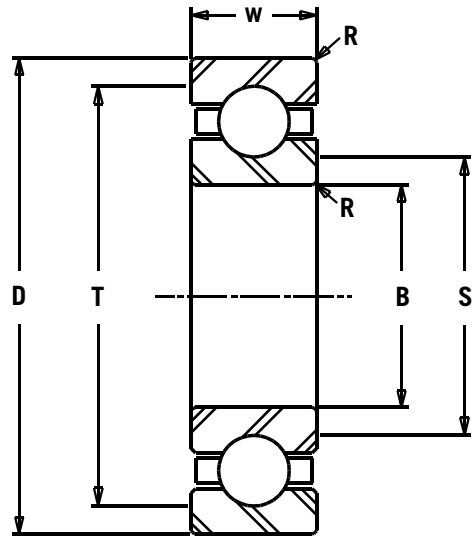
A	30 DEGREE CONTACT ANGLE
B	40 DEGREE CONTACT ANGLE
C	15 DEGREE CONTACT ANGLE
AC	25 DEGREE CONTACT ANGLE
D	TWO ROW BEARING
G	FLUSH GROUND RACES
GA	LIGHT PRELOAD, ISO SPECS
GB	MEDIUM PRELOAD, ISO SPECS
GC	HEAVY PRELOAD, ISO SPECS
G02	20 LBS./90 N PRELOAD , USA SPECS
G05	50 LBS./222 N PRELOAD, USA SPECS
G100	100 LBS./445 N PRELOAD, US SPECS
G200	200 LBS./890 N PRELOAD, USA SPECS
G500	500 LBS./2224 N PRELOAD, USA SPECS
M	MACHINED BRASS CAGE, LAND RIDING

# DEEP GROOVE BALL BEARINGS, METRIC

BALL BEARINGS

## AMERICAN ROLLER BEARINGS®

TYPE DGB



BEARING NUMBER	BORE		O.D.		WIDTH		MAX. FILLET RADIUS		SHOULDER DIAMETERS		DYNAMIC CAPACITY C	STATIC CAPACITY Co	BEARING WEIGHT M
	B	D	W	R	SHAFT	HSNG.	S	T					
	mm/IN	mm/IN	mm/IN	mm/IN	mm/IN	mm/IN							
DGB61940	200 7.8740	280 11.0236	38 1.4961	2.0 .080	219.1 8.625	260.4 10.250	125 28,000	142 32,000	2.7 6				
DGB6040	200 7.8740	310 12.2047	51 2.0079	2.0 .080	222.3 8.750	285.8 11.250	178 40,000	222 50,000	14 31				
DGB6240	200 7.8740	360 14.1732	58 2.2835	3.0 .120	238.1 9.375	321.6 12.660	227 51,000	285 64,000	28 61.7				
DGB6340	200 7.8740	420 16.5354	80 3.1496	4.0 .160	252.5 9.940	366.8 14.440	320 72,000	463 104,000	56 123.5				
DGB61944	220 8.6614	300 11.8110	38 1.4961	2.0 .080	239.8 9.440	280.4 11.040	129 29,000	153 34,500	8 17.6				
DGB6044	220 8.6614	340 13.3858	56 2.2047	2.5 .100	247.7 9.750	312.4 12.300	214 48,000	260 58,500	18.5 41				
DGB6244	220 8.6614	400 15.7480	65 2.5591	3.0 .120	262.9 10.350	356.9 14.050	249 56,000	334 75,000	37 81.6				
DGB6344	220 8.6614	460 18.1102	88 3.4646	4.0 .160	277.9 10.940	402.6 15.850	347 78,000	516 116,000	72.5 160				
DGB61948	240 9.4488	320 12.5984	38 1.4961	2.0 .080	259.1 10.200	300.2 11.820	133 30,000	167 37,500	8.5 18.7				
DGB6048	240 9.4488	360 14.1732	56 2.2047	2.5 .100	268.0 10.550	332.7 13.100	214 48,000	280 63,000	19.5 43				
DGB6248	240 9.4488	440 17.3228	72 2.8346	3.0 .120	287.0 11.300	393.7 15.500	302 68,000	445 100,000	51 112.4				
DGB6348	240 9.4488	500 19.6850	95 3.7402	4.0 .160	301.6 11.875	438.2 17.250	378 85,000	565 127,000	92.5 204				
DGB61952	260 10.2362	360 14.1732	46 1.8110	2.0 .080	284.5 11.200	335.3 13.200	178 40,000	231 52,000	14.5 32				
DGB6052	260 10.2362	400 15.7480	65 2.5591	3.0 .120	291.3 11.470	381.0 15.000	245 55,000	334 75,000	29.5 65				
DGB6252	260 10.2362	480 18.8976	80 3.1496	4.0 .160	312.4 12.300	427.5 16.830	327 73,500	489 110,000	65.5 144.5				
DGB6352	260 10.2362	540 21.2598	102 4.0157	5.0 .200	327.0 12.875	473.1 18.625	423 95,000	667 150,000	115 253.5				
DGB61956	280 11.0236	380 14.9606	46 1.8110	2.0 .080	304.8 12.000	355.6 14.000	178 40,000	245 55,000	15 33				
DGB6056	280 11.0236	420 16.5354	65 2.5591	3.0 .120	311.2 12.250	389.0 15.315	254 57,000	363 81,500	31 68				



# DEEP GROOVE BALL BEARINGS, METRIC

## AMERICAN ROLLER BEARINGS®

BALL  
BEARINGS

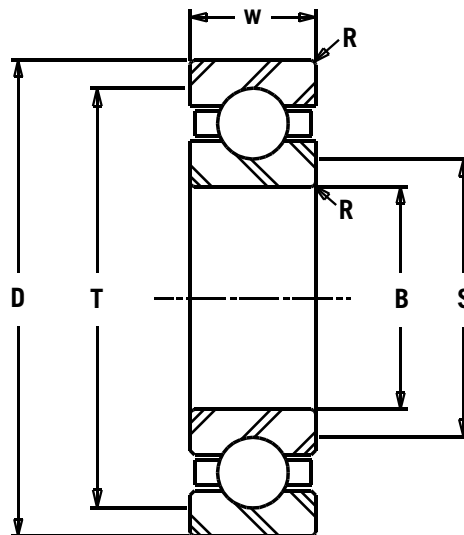
BEARING NUMBER	BORE	O.D.	WIDTH	MAX. FILLET RADIUS	SHOULDER DIAMETERS		DYNAMIC CAPACITY	STATIC CAPACITY	BEARING WEIGHT
	B	D	W	R	SHAFT	HSNG.			
	mm/IN	mm/IN	mm/IN	mm/IN	S	T	C	Co	M
DGB6256	280	500	80	4.0	332.7	447.7	356	556	71
	11.0236	19.6850	3.1496	.160	13.100	17.625	80,000	125,000	156.5
DGB6356	280	580	108	5.0	351.8	508.0	480	827	140
	11.0236	22.8346	4.2520	.200	13.850	20.000	108,000	186,000	308.5
DGB61860	300	380	38	2.0	319.0	360.7	145	196	10.5
	11.8110	14.9606	1.4961	.080	12.560	14.200	32,500	44,000	23
DGB61960	300	420	56	2.5	328.2	391.7	227	320	24
	11.8110	16.5354	2.2047	.100	12.920	15.420	51,000	72,000	53
DGB6060	300	460	74	3.0	337.8	422.3	302	454	44
	11.8110	18.1102	2.9134	.120	13.300	16.625	68,000	102,000	97
DGB6260	300	540	85	4.0	357.1	482.6	391	609	88.5
	11.8110	21.2598	3.3465	.160	14.060	19.000	88,000	137,000	195
DGB6360	300	620	109	5.0	375.9	543.6	596	996	165
	11.8110	24.4094	4.2913	.200	14.800	21.400	134,000	224,000	364
DGB61864	320	400	38	2.0	339.1	381.0	149	207	11
	12.5984	15.7480	1.4961	.080	13.350	15.000	33,500	46,500	24
DGB61964	320	440	56	2.5	348.0	411.7	231	334	25.5
	12.5984	17.3228	2.2047	.100	13.700	16.210	52,000	75,000	56
DGB6064	320	480	74	3.0	358.1	442.0	309	489	46
	12.5984	18.8976	2.9134	.120	14.100	17.400	69,500	110,000	101.5
DGB6264	320	580	92	4.0	382.5	517.5	445	756	110
	12.5984	22.8346	3.6220	.160	15.060	20.375	100,000	170,000	242.5
DGB6364	320	670	112	5.0	403.2	586.7	738	1201	206
	12.5984	26.3780	4.4094	.200	15.875	23.100	166,000	270,000	454
DGB61868	340	420	38	2.0	359.4	400.6	151	227	11.5
	13.3858	16.5354	1.4961	.080	14.150	15.770	34,000	51,000	25.5
DGB61968	340	460	56	2.5	368.3	431.8	240	356	26.5
	13.3858	18.1102	2.2047	.100	14.500	17.000	54,000	80,000	58.4
DGB6068	340	520	82	4.0	381.8	478.5	378	609	62
	13.3858	20.4724	3.2283	.160	15.030	18.840	85,000	137,000	136.5
DGB61872	360	440	38	2.0	380.0	420.6	153	231	12
	14.1732	17.3228	1.4961	.080	14.960	16.560	34,500	52,000	26.5
DGB61972	360	480	56	2.5	388.1	452.1	245	378	28
	14.1732	18.8976	2.2047	.100	15.280	17.800	55,000	85,000	61.7
DGB6072	360	540	82	4.0	401.7	498.5	391	649	64.5
	14.1732	21.2598	3.2283	.160	15.815	19.625	88,000	146,000	142
DGB61876	380	480	46	2.0	404.6	455.4	207	320	20
	14.9606	18.8976	1.8110	.080	15.930	17.930	46,500	72,000	44
DGB61976	380	520	65	2.5	412.8	487.7	285	463	40
	14.9606	20.4724	2.5591	.100	16.250	19.200	64,000	104,000	88
DGB6076	380	560	82	4.0	421.6	518.2	391	649	67.5
	14.9606	22.0472	3.2283	.160	16.600	20.400	88,000	146,000	149
DGB61880	400	500	46	2.0	424.4	475.5	207	334	20.5
	15.7480	19.6850	1.8110	.080	16.710	18.720	46,500	75,000	45
DGB61980	400	540	65	3.0	431.8	508.0	298	472	41.5
	15.7480	21.2598	2.5591	.120	17.000	20.000	67,000	106,000	91.5
DGB6080	400	600	90	4.0	448.3	551.6	445	814	87.5
	15.7480	23.6220	3.5433	.160	17.650	21.715	100,000	183,000	193
DGB61884	420	520	46	2.0	444.5	495.6	211	340	21.5
	16.5354	20.4724	1.8110	.080	17.500	19.510	47,500	76,500	47.4

# DEEP GROOVE BALL BEARINGS, METRIC

BALL  
BEARINGS

## AMERICAN ROLLER BEARINGS®

TYPE DGB



BEARING NUMBER	BORE		O.D.		WIDTH		MAX. FILLET RADIUS		SHOULDER DIAMETERS		DYNAMIC CAPACITY C	STATIC CAPACITY Co	BEARING WEIGHT M
	B	D	W	R	S	T	HSNG.						
	mm/IN	mm/IN	mm/IN	mm/IN	mm/IN	mm/IN							
DGB61984	420 16.5354	560 22.0472	65 2.5591	3.0 .120	452.1 17.800	527.1 20.750		298 67,000	498 112,000	43 95			
DGB6084	420 16.5354	620 24.4094	90 3.5433	4.0 .160	468.4 18.440	573.0 22.560		445 100,000	827 186,000	91.5 202			
DGB61888	440 17.3228	540 21.2598	46 1.8110	2.0 .080	464.3 18.280	515.6 20.300		214 48,000	363 81,500	22.5 49.6			
DGB61988	440 17.3228	600 23.6220	74 2.9134	3.0 .120	476.3 18.750	563.9 22.200		347 78,000	596 134,000	60.5 133			
DGB6088	440 17.3228	650 25.5906	94 3.7008	5.0 .200	492.1 19.375	598.4 23.560		463 104,000	845 190,000	105 231			
DGB61892	460 18.1102	580 22.8346	56 2.2047	2.5 .100	488.2 19.220	551.9 21.730		271 61,000	463 104,000	35 77			
DGB61992	460 18.1102	620 24.4094	74 2.9134	3.0 .120	496.8 19.560	582.7 22.940		356 80,000	636 143,000	62.5 138			
DGB6092	460 18.1102	680 26.7717	100 3.9370	5.0 .200	511.2 20.125	628.7 24.750		463 104,000	845 190,000	120 265			
DGB61896	480 18.8976	600 23.6220	56 2.2047	2.5 .100	508.0 20.000	572.0 22.520		280 63,000	489 110,000	36.5 80.5			
DGB61996	480 18.8976	650 25.5906	78 3.0709	4.0 .160	519.2 20.440	609.6 24.000		378 85,000	667 150,000	74 163			
DGB6096	480 18.8976	700 27.5591	100 3.9370	5.0 .200	530.2 20.875	650.9 25.625		463 104,000	845 190,000	125 276			
DGB618/500	500 19.6850	620 24.4094	56 2.2047	2.5 .100	528.1 20.790	591.8 23.300		280 63,000	498 112,000	37.5 83			
DGB619/500	500 19.6850	670 26.3780	78 3.0709	4.0 .160	539.8 21.250	629.9 24.800		391 88,000	712 160,000	77 170			
DGB60/500	500 19.6850	720 28.3465	100 3.9370	5.0 .200	552.5 21.750	666.8 26.250		543 122,000	1068 240,000	130 287			
DGB618/530	530 20.8661	650 25.5906	56 2.2047	2.5 .100	557.5 21.950	622.3 24.500		280 63,000	516 116,000	39.5 87			
DGB619/530	530 20.8661	710 27.9528	82 3.2283	4.0 .160	571.5 22.500	668.0 26.300		414 93,000	783 176,000	90.5 200			
DGB60/530	530 20.8661	780 30.7087	112 4.4094	5.1 .200	589.3 23.200	720.7 28.375		556 125,000	1112 250,000	185 408			
DGB618/560	560 22.0472	680 26.7717	56 2.2047	2.5 .100	587.5 23.130	652.3 25.680		298 67,000	565 127,000	42 92.5			

# DEEP GROOVE BALL BEARINGS, METRIC

## AMERICAN ROLLER BEARINGS®

BALL  
BEARINGS

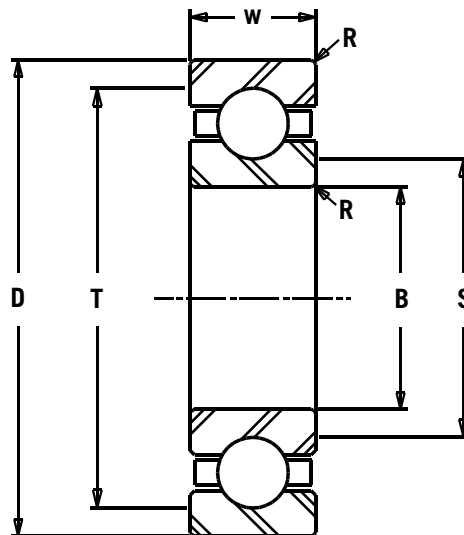
BEARING NUMBER	BORE	O.D.	WIDTH	MAX. FILLET RADIUS	SHOULDER DIAMETERS		DYNAMIC CAPACITY C	STATIC CAPACITY Co	BEARING WEIGHT M
	B	D	W	R	SHAFT S	HSNG. T			
	mm/IN	mm/IN	mm/IN	mm/IN	mm/IN	mm/IN			
DGB618/560	560	680	56	2.5	587.5	652.3	298	565	42
	22.0472	26.7717	2.2047	.100	23.130	25.680	67,000	127,000	93
DGB619/560	560	750	85	4.0	602.0	711.2	423	827	105
	22.0472	29.5276	3.3465	.160	23.700	28.000	95,000	186,000	231.5
DGB60/560	560	820	115	5.0	620.8	758.8	556	1157	210
	22.0472	32.2835	4.5276	.200	24.440	29.875	125,000	260,000	463
DGB618/600	600	730	60	2.5	629.9	700.5	309	596	52
	23.6220	28.7402	2.3622	.100	24.800	27.580	69,500	134,000	115
DGB619/600	600	800	90	4.0	647.7	751.8	489	1032	125
	23.6220	31.4961	3.5433	.160	25.500	29.600	110,000	232,000	276
DGB60/600	600	870	118	5.0	663.6	806.5	609	1290	230
	23.6220	34.2520	4.6457	.200	26.125	31.750	137,000	290,000	507
DGB618/630	630	780	69	3.0	663.6	746.8	378	783	73
	24.8031	30.7087	2.7165	.120	26.125	29.400	85,000	176,000	161
DGB619/630	630	850	100	5.0	680.7	800.1	525	1134	160
	24.8031	33.4646	3.9370	.200	26.800	31.500	118,000	255,000	353
DGB60/630	630	920	128	6.0	698.5	852.2	681	1579	285
	24.8031	36.2205	5.0394	.240	27.500	33.550	153,000	355,000	628
DGB618/670	670	820	69	3.0	703.6	786.4	369	814	77.5
	26.3780	32.2835	2.7165	.120	27.700	30.960	83,000	183,000	171
DGB619/670	670	900	103	5.0	722.4	847.7	565	1245	185
	26.3780	35.4331	4.0551	.200	28.440	33.375	127,000	280,000	408
DGB60/670	670	980	136	6.0	743.0	908.1	756	1779	345
	26.3780	38.5827	5.3543	.240	29.250	35.750	170,000	400,000	761
DGB618/710	710	870	74	3.0	745.5	835.0	407	890	93.5
	27.9528	34.2520	2.9134	.120	29.350	32.875	91,500	200,000	206
DGB619/710	710	950	106	5.0	762.0	898.5	565	1245	220
	27.9528	37.4016	4.1732	.200	30.000	35.375	127,000	280,000	485
DGB60/710	710	1030	140	6.0	782.3	957.1	814	1890	375
	27.9528	40.5512	5.5118	.240	30.800	37.680	183,000	425,000	827
DGB618/750	750	920	78	4.0	787.4	882.7	445	996	110
	29.5276	36.2205	3.0709	.160	31.000	34.750	100,000	224,000	243
DGB619/750	750	1000	112	5.0	806.5	943.0	636	1535	255
	29.5276	39.3701	4.4094	.200	31.750	37.125	143,000	345,000	562
DGB60/750	750	1090	150	6.0	830.6	1009.7	845	2002	485
	29.5276	42.9134	5.9055	.240	32.700	39.750	190,000	450,000	1069
DGB618/800	800	980	82	4.0	838.2	941.3	472	1112	130
	31.4961	38.5827	3.2283	.160	33.000	37.060	106,000	250,000	287
DGB619/800	800	1060	115	5.0	863.6	1016.0	712	1668	275
	31.4961	41.7323	4.5276	.200	34.000	40.000	160,000	375,000	606
DGB60/800	800	1150	155	6.0	880.9	1069.3	859	2180	535
	31.4961	45.2756	6.1024	.240	34.680	42.100	193,000	490,000	1179
DGB618/850	850	1030	82	4.0	889.0	990.6	480	1134	140
	33.4646	40.5512	3.2283	.160	35.000	39.000	108,000	255,000	309
DGB618/900	900	1090	85	4.0	939.8	1047.8	516	1290	160
	35.4331	42.9134	3.3465	.160	37.000	41.250	116,000	290,000	353
DGB618/950	950	1150	90	4.0	993.8	1104.9	609	1535	188
	37.4016	45.2756	3.5433	.160	39.125	43.500	137,000	345,000	414
DGB618/1000	1000	1220	100	5.0	1047.8	1171.6	667	1802	245
	39.3701	48.0315	3.9370	.200	41.250	46.125	150,000	405,000	540

# DEEP GROOVE BALL BEARINGS, INCH

BALL BEARINGS

## AMERICAN ROLLER BEARINGS®

TYPE DGB



BEARING NUMBER	BORE	O.D.	WIDTH	MAX. FILLET RADIUS	SHOULDER DIAMETERS		DYNAMIC CAPACITY C	STATIC CAPACITY Co	BEARING WEIGHT M
	B	D	W	R	SHAFT S	HSNG. T			
	IN/mm	IN/mm	IN/mm	IN/mm	IN/mm	IN/mm			
80DGB360	8.0000	13.0000	1.7500	.160	9.000	12.000	44,000	106,000	36.2
	203.200	330.200	44.450	4.0	228.60	304.80	196	472	16.5
80DGB362	8.0000	15.0000	2.7500	.160	9.250	13.750	68,000	176,000	88
	203.200	381.000	69.850	4.0	234.95	349.25	302	783	40
85DGB392	8.5000	14.0000	2.0000	.200	9.688	12.812	50,000	124,000	49
	215.900	355.600	50.800	5.0	246.08	325.42	222	552	22
90DGB402	9.0000	14.5000	2.0000	.200	10.000	13.500	57,000	150,000	51.3
	228.600	368.300	50.800	5.0	254.00	342.90	254	667	23
95DGB431	9.5000	15.1250	2.0000	.200	10.562	14.062	57,000	153,000	55
	241.300	384.175	50.800	5.0	268.27	357.17	254	681	25
100DGB440	10.0000	15.7500	2.0000	.200	11.125	14.625	60,000	170,000	58.7
	254.000	400.050	50.800	5.0	282.58	371.48	267	756	26.5
105DGB471	10.5000	16.6250	2.2500	.200	11.188	15.312	60,000	173,000	74.2
	266.700	422.275	57.150	5.0	284.18	388.92	267	770	33.5
110DGB480	11.0000	17.5000	2.2500	.200	12.250	16.250	67,000	204,000	82.7
	279.400	444.500	57.150	5.0	311.15	412.75	298	907	37.5
115DGB510	11.5000	15.2500	1.8750	.200	12.188	14.562	43,000	122,000	37.2
	292.100	387.350	47.625	5.0	309.58	369.87	191	543	17
115DGB511	11.5000	18.0000	2.3750	.200	12.750	16.750	72,000	220,000	90
	292.100	457.200	60.325	5.0	323.85	425.45	320	979	41
120DGB519	12.0000	16.0000	2.0000	.200	12.750	15.250	45,500	134,000	44
	304.800	406.400	50.800	5.0	323.85	387.35	202	596	20
120DGB520	12.0000	18.5000	2.6250	.200	13.250	17.250	72,000	220,000	102.5
	304.800	469.900	66.675	5.0	336.55	438.15	320	979	46.5
125DGB550	12.5000	16.5000	2.0000	.200	13.250	15.750	47,500	140,000	45.7
	317.500	419.100	50.800	5.0	336.55	400.05	211	623	20.5
125DGB551	12.5000	19.0000	2.6250	.200	13.750	17.750	72,000	220,000	106
	317.500	482.600	66.675	5.0	349.25	450.85	320	979	48
130DGB553	13.0000	17.5000	2.2500	.200	13.812	16.688	55,000	170,000	61
	330.200	444.500	57.150	5.0	350.82	423.88	245	756	27.5
130DGB554	13.0000	20.0000	2.7500	.200	14.375	18.625	78,000	255,000	125
	330.200	508.000	69.850	5.0	365.13	473.08	347	1134	56.5
135DGB580	13.5000	18.0000	2.2500	.200	14.312	17.188	56,000	180,000	61.6
	342.900	457.200	57.150	5.0	363.52	436.58	249	801	28
135DGB581	13.5000	20.7500	2.7500	.200	14.875	19.375	85,000	280,000	132.3
	342.900	527.050	69.850	5.0	377.83	492.13	378	1245	60



## AMERICAN ROLLER BEARINGS®

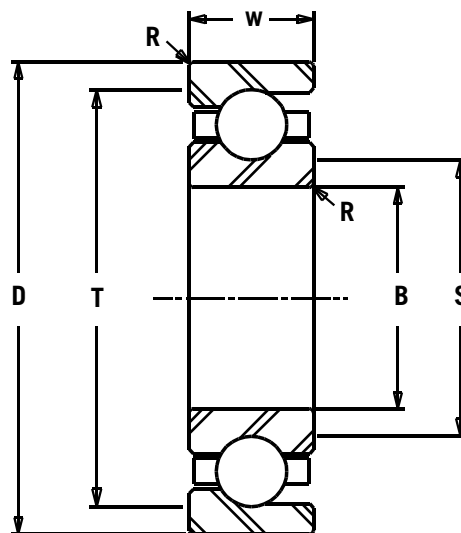
BEARING NUMBER	BORE		O.D.		WIDTH		MAX. FILLET RADIUS R	SHOULDER DIAMETERS		DYNAMIC CAPACITY C	STATIC CAPACITY Co	BEARING WEIGHT M
	B	D	W	S	T							
	IN/mm	IN/mm	IN/mm	IN/mm	IN/mm							
140DGB588	14.0000	18.5000	2.2500	.200	14.812	17.688	.200	14.812	17.688	56,000	180,000	63.4
	355.600	469.900	57.150	5.0	376.22	449.28		376.22	449.28			
140DGB589	14.0000	21.5000	2.8750	.200	15.375	20.125	.200	15.375	20.125	91,500	310,000	148
	355.600	546.100	73.025	5.0	390.53	511.18		390.53	511.18			
145DGB610	14.5000	19.5000	2.5000	.200	15.437	18.562	.200	15.437	18.562	63,000	212,000	82.5
	368.300	495.300	63.500	5.0	392.10	471.47		392.10	471.47			
145DGB611	14.5000	22.0000	3.0000	.200	15.875	20.625	.200	15.875	20.625	91,500	310,000	159
	368.300	558.800	76.200	5.0	403.23	523.88		403.23	523.88			
150DGB613	15.0000	20.0000	2.5000	.200	15.937	19.062	.200	15.937	19.062	63,000	212,000	85
	381.000	508.000	63.500	5.0	404.80	484.17		404.80	484.17			
150DGB614	15.0000	22.5000	3.0000	.200	16.375	21.125	.200	16.375	21.125	95,000	345,000	163.5
	381.000	571.500	76.200	5.0	415.93	536.58		415.93	536.58			
155DGB615	15.5000	20.5000	2.5000	.200	16.375	19.625	.200	16.375	19.625	63,000	212,000	87
	393.700	520.700	63.500	5.0	415.93	498.48		415.93	498.48			
155DGB640	15.5000	23.0000	3.2500	.200	16.875	21.625	.200	16.875	21.625	95,000	345,000	182
	393.700	584.200	82.550	5.0	428.63	549.28		428.63	549.28			
160DGB647	16.0000	21.5000	2.7500	.200	17.000	20.500	.200	17.000	20.500	72,000	250,000	107.6
	406.400	546.100	69.850	5.0	431.80	520.70		431.80	520.70			
160DGB648	16.0000	23.7500	3.2500	.200	17.500	22.250	.200	17.500	22.250	95,000	345,000	190.6
	406.400	603.250	82.550	5.0	444.50	565.15		444.50	565.15			
165DGB660	16.5000	22.0000	2.7500	.200	17.500	21.000	.200	17.500	21.000	73,500	265,000	110.6
	419.100	558.800	69.850	5.0	444.50	533.40		444.50	533.40			
170DGB661	17.0000	22.5000	2.7500	.200	18.000	21.500	.200	18.000	21.500	73,500	265,000	113
	431.800	571.500	69.850	5.0	457.20	546.10		457.20	546.10			
175DGB680	17.5000	23.5000	3.0000	.200	18.625	22.375	.200	18.625	22.375	83,000	305,000	141
	444.500	596.900	76.200	5.0	473.08	568.33		473.08	568.33			
180DGB687	18.0000	24.0000	3.0000	.200	19.125	22.875	.200	19.125	22.875	80,000	305,000	144
	457.200	609.600	76.200	5.0	485.78	581.03		485.78	581.03			
185DGB695	18.5000	24.5000	3.0000	.200	19.625	23.375	.200	19.625	23.375	80,000	305,000	147
	469.900	622.300	76.200	5.0	498.48	593.73		498.48	593.73			
190DGB696	19.0000	25.5000	3.2500	.200	20.250	24.250	.200	20.250	24.250	88,000	345,000	178
	482.600	647.700	82.550	5.0	514.35	615.95		514.35	615.95			
195DGB710	19.5000	26.0000	3.2500	.200	20.750	24.750	.200	20.750	24.750	88,000	345,000	181.7
	495.300	660.400	82.550	5.0	527.05	628.65		527.05	628.65			
200DGB717	20.0000	26.5000	3.2500	.200	21.250	25.250	.200	21.250	25.250	91,500	365,000	186
	508.000	673.100	82.550	5.0	539.75	641.35		539.75	641.35			
205DGB725	20.5000	27.5000	3.5000	.200	21.750	26.250	.200	21.750	26.250	102,000	405,000	215
	520.700	698.500	88.900	5.0	552.45	666.75		552.45	666.75			
210DGB726	21.0000	28.0000	3.5000	.200	22.250	26.750	.200	22.250	26.750	104,000	400,000	220
	533.400	711.200	88.900	5.0	565.15	679.45		565.15	679.45			
250DGB354	25.0000	35.0000	4.0000	.375	27.000	33.000	.375	27.000	33.000	120,000	490,000	438
	635.000	889.000	101.600	9.5	685.80	838.20		685.80	838.20			
300DGB404	30.0000	40.0000	4.0000	.375	32.000	38.000	.375	32.000	38.000	143,000	585,000	511
	762.000	1016.000	101.600	9.5	812.80	965.20		812.80	965.20			
400DGB504	40.0000	50.0000	4.0000	.375	42.000	48.000	.375	42.000	48.000	176,000	720,000	656.5
	1016.000	1270.000	101.600	9.5	1066.80	1219.20		1066.80	1219.20			

# ANGULAR CONTACT BEARINGS, METRIC

BALL BEARINGS

## AMERICAN ROLLER BEARINGS®

### TYPE BAC



BEARING NUMBER	BORE	O.D.	WIDTH	MAX. FILLET RADIUS		SHOULDER DIAMETERS		DYNAMIC CAPACITY C	STATIC CAPACITY Co	BEARING WEIGHT M
	B	D	W	Ri	Ro	S	HSNG. T			
	mm/IN	mm/IN	mm/IN	mm/IN	mm/IN	mm/IN	mm/IN	kN/LBS	kN/LBS	kg/LBS
BAC71940	200 7.8740	280 11.0236	38 1.4961	2.0 .080	2.0 .080	220 8.661	260 10.236	144 32,400	198 44,600	7 15
BAC7040	200 7.8740	310 12.2047	51 2.0079	2.0 .080	2.0 .080	220 8.661	290 11.417	232 52,200	316 71,100	13.5 30
BAC7240	200 7.8740	360 14.1732	58 2.2835	3.0 .120	3.0 .120	227 8.937	335 13.189	302 67,900	426 95,800	26.5 58
BAC7340	200 7.8740	420 16.5354	80 3.1496	4.0 .160	4.0 .160	232 9.134	390 15.354	450 101,200	640 143,900	53 117
BAC71944	220 8.6614	300 11.8110	38 1.4961	2.0 .080	2.0 .080	230 9.055	290 11.417	160 36,000	224 50,400	7.5 16.5
BAC7044	220 8.6614	340 13.3858	56 2.2047	2.5 .100	2.5 .100	234 9.213	326 12.835	256 57,600	345 77,600	18 40
BAC7244	220 8.6614	400 15.7480	65 2.5591	3.0 .120	3.0 .120	238 9.370	382 15.039	320 72,000	465 104,600	37 82
BAC7344	220 8.6614	460 18.1102	88 3.4646	4.0 .160	4.0 .160	242 9.528	438 17.244	494 111,100	720 161,900	70 154
BAC71948	240 9.4488	320 12.5984	38 1.4961	2.0 .080	2.0 .080	264 10.394	300 11.811	180 40,500	270 60,700	8 18
BAC7048	240 9.4488	360 14.1732	56 2.2047	2.5 .100	2.5 .100	254 10.000	346 13.622	260 58,500	375 84,400	19.0 41.9
BAC7248	240 9.4488	440 17.3228	72 2.8346	3.0 .120	3.0 .120	258 10.157	422 16.614	364 81,900	540 121,400	50 110
BAC7348	240 9.4488	500 19.6850	95 3.7402	5.0 .200	5.0 .200	262 10.315	478 18.819	475 106,800	670 150,700	89 195
BAC71852	260 10.2362	320 12.5984	28 1.1024	2.0 .080	2.0 .080	270 10.630	310 12.205	128 28,800	190 42,800	5 11
BAC71952	260 10.2362	360 14.1732	46 1.8110	2.0 .080	2.0 .080	272 10.709	348 13.701	242 54,500	344 77,400	13.5 30
BAC7252	260 10.2362	480 18.8976	80 3.1496	4.0 .160	4.0 .160	282 11.102	458 18.031	508 114,300	780 175,400	66 146
BAC71856	280 11.0236	350 13.7795	33 1.2992	2.0 .200	2.0 .200	290 11.417	340 13.386	156 35,100	240 54,000	7.5 16.5
BAC71956	280 11.0236	380 14.9606	46 1.8110	2.0 .200	2.0 .080	292 11.496	368 14.488	255 57,400	380 85,500	15 33
BAC7056	280 11.0236	420 16.5354	65 2.5591	3.0 .120	3.0 .120	298 11.732	402 15.827	320 72,000	500 112,500	30 66

## AMERICAN ROLLER BEARINGS®

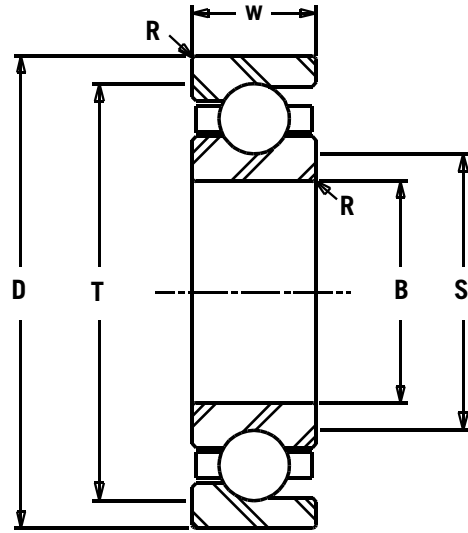
BEARING NUMBER	BORE	O.D.	WIDTH	MAX. FILLET RADIUS		SHOULDER DIAMETERS		DYNAMIC CAPACITY	STATIC CAPACITY	BEARING WEIGHT
	B	D	W	Ri	Ro	SHAFT	HSNG.			
	mm/IN	mm/IN	mm/IN	mm/IN	mm/IN	S	T	C	Co	M
BAC7256	280	500	80	4.0	4.0	302	478	520	850	70
	11.0236	19.6850	3.1496	.160	.160	11.890	18.819	117,000	191,100	154
BAC7356	280	580	108	5.0	5.0	308	552	740	1100	135
	11.0236	22.8346	4.2520	.200	.200	12.126	21.732	166,400	247,300	298
BAC71860	300	380	38	2.0	2.0	326	360	180	290	9.5
	11.8110	14.9606	1.4961	.080	.080	12.835	14.173	40,500	65,200	21
BAC71960	300	420	56	2.5	2.5	314	408	310	488	24
	11.8110	16.5354	2.2047	.100	.100	12.362	16.063	69,700	109,800	53
BAC7060	300	460	74	3.0	3.0	318	442	378	639	43
	11.8110	18.1102	2.9134	.120	.120	12.520	17.402	85,000	143,700	94
BAC7260	300	540	85	4.0	4.0	322	518	552	930	87
	11.8110	21.2598	3.3465	.160	.160	12.677	20.394	124,100	209,100	191
BAC7360	300	620	109	5.0	5.0	328	590	760	1200	154
	11.8110	24.4094	4.2913	.200	.200	12.913	23.228	170,900	269,800	340
BAC71864	320	400	38	2.0	2.0	346	380	190	306	10
	12.5984	15.7480	1.4961	.080	.080	13.622	14.961	42,800	68,800	22
BAC71964	320	440	56	2.5	2.5	334	428	322	532	26
	12.5984	17.3228	2.2047	.100	.100	13.150	16.850	72,400	119,600	57
BAC7064	320	480	74	3.0	3.0	338	462	390	670	45
	12.5984	18.8976	2.9134	.120	.120	13.307	18.189	87,700	150,700	98
BAC7264	320	580	92	4.0	4.0	342	558	624	1120	110
	12.5984	22.8346	3.6220	.160	.160	13.465	21.969	140,300	251,800	243
BAC7364	320	670	112	5.0	5.0	350	638	792	1620	184
	12.5984	26.3780	4.4094	.200	.200	13.780	25.118	178,100	364,200	406
BAC71868	340	420	38	2.0	2.0	352	408	216	390	10.5
	13.3858	16.5354	1.4961	.080	.080	13.858	16.063	48,600	87,700	23
BAC71968	340	460	56	2.5	2.5	354	446	338	586	27
	13.3858	18.1102	2.2047	.100	.100	13.937	17.559	76,000	131,800	60
BAC7068	340	520	82	4.0	4.0	362	498	450	814	62
	13.3858	20.4724	3.2283	.160	.160	14.252	19.606	101,200	183,000	136
BAC71872	360	440	38	2.0	2.0	372	428	234	424	12
	14.1732	17.3228	1.4961	.080	.080	14.646	16.850	52,700	95,400	26
BAC71972	360	480	56	2.5	2.5	374	466	302	550	29
	14.1732	18.8976	2.2047	.100	.100	14.724	18.346	67,900	123,700	63
BAC7072	360	540	82	4.0	4.0	382	518	462	850	63
	14.1732	21.2598	3.2283	.160	.160	15.039	20.394	103,900	191,100	138
BAC71876	380	480	46	2.0	2.0	392	468	292	500	18
	14.9606	18.8976	1.8110	.080	.080	15.433	18.425	65,700	112,500	40
BAC71976	380	520	65	3.0	3.0	398	502	410	736	42
	14.9606	20.4724	2.5591	.120	.120	15.669	19.764	92,200	165,500	91
BAC7076	380	560	82	4.0	4.0	402	538	468	880	66
	14.9606	22.0472	3.2283	.160	.160	15.827	21.181	105,300	197,900	144
BAC71880	400	500	46	2.0	2.0	424	476	300	548	19
	15.7480	19.6850	1.8110	.080	.080	16.693	18.740	67,500	123,200	41.9
BAC71980	400	540	65	3.0	3.0	418	522	424	780	43
	15.7480	21.2598	2.5591	.120	.120	16.457	20.551	95,400	175,400	95
BAC7080	400	600	90	4.0	4.0	422	578	528	1020	85
	15.7480	23.6220	3.5433	.160	.160	16.614	22.756	118,700	229,400	187

# ANGULAR CONTACT BEARINGS, METRIC

BALL BEARINGS

## AMERICAN ROLLER BEARINGS®

### TYPE BAC



BEARING NUMBER	BORE		O.D.		WIDTH		MAX. FILLET RADIUS		SHOULDER DIAMETERS		DYNAMIC CAPACITY C	STATIC CAPACITY Co	BEARING WEIGHT M
	B	D	W	Ri	Ro	S	HSNG. T						
	mm/IN	mm/IN	mm/IN	mm/IN	mm/IN	mm/IN	mm/IN						
BAC71884	420	520	46	2.0	2.0	444	496	310	606	20			
	16.5354	20.4724	1.8110	.080	.080	17.480	19.528	69,700	136,300	44			
BAC71984	420	560	65	3.0	3.0	438	542	364	670	45			
	16.5354	22.0472	2.5591	.120	.120	17.244	21.339	81,900	150,700	98			
BAC7084	420	620	90	4.0	4.0	442	598	540	1060	89			
	16.5354	24.4094	3.5433	.160	.160	17.402	23.543	121,400	238,300	195			
BAC71888	440	540	46	2.0	2.0	464	516	320	650	21			
	17.3228	21.2598	1.8110	.080	.080	18.268	20.315	72,000	146,200	46			
BAC71988	440	600	74	3.0	3.0	462	580	436	860	62			
	17.3228	23.6220	2.9134	.120	.120	18.189	22.835	98,100	193,400	137			
BAC7088	440	650	94	5.0	5.0	468	622	572	1180	100			
	17.3228	25.5906	3.7008	.200	.200	18.425	24.488	128,600	265,300	220			
BAC71892	460	580	56	2.5	2.5	474	566	360	790	35			
	18.1102	22.8346	2.2047	.100	.100	18.661	22.283	81,000	177,600	77			
BAC71992	460	620	74	3.0	3.0	478	602	508	1040	58			
	18.1102	24.4094	2.9134	.120	.120	18.819	23.701	114,300	233,900	128			
BAC7092	460	680	100	5.0	5.0	488	652	618	1290	120			
	18.1102	26.7717	3.9370	.200	.200	19.213	25.669	139,000	290,100	265			
BAC71896	480	600	56	2.5	2.5	496	584	376	820	36			
	18.8976	23.6220	2.2047	.100	.100	19.528	22.992	84,600	184,400	79			
BAC71996	480	650	78	4.0	4.0	500	630	530	1120	76			
	18.8976	25.5906	3.0709	.160	.160	19.685	24.803	119,200	251,800	167			
BAC7096	480	700	100	5.0	5.0	508	672	624	1340	125			
	18.8976	27.5591	3.9370	.200	.200	20.000	26.457	140,300	301,300	276			
BAC718/500	500	620	56	2.5	2.5	514	606	390	850	38			
	19.6850	24.4094	2.2047	.100	.100	20.236	23.858	87,700	191,100	84			
BAC719/500	500	670	78	4.0	4.0	520	650	554	1220	80			
	19.6850	26.3780	3.0709	.160	.160	20.472	25.591	124,600	274,300	176			
BAC70/500	500	720	100	5.0	5.0	528	692	638	1400	130			
	19.6850	28.3465	3.9370	.200	.200	20.787	27.244	143,500	314,800	287			
BAC718/530	530	650	56	2.5	2.5	544	636	390	900	40			
	20.8661	25.5906	2.2047	.100	.100	21.417	25.039	87,700	202,400	88			
BAC719/530	530	710	82	4.0	4.0	552	682	618	1340	92			
	20.8661	27.9528	3.2283	.160	.160	21.732	26.850	139,000	301,300	203			
BAC70/530	530	780	112	5.0	5.0	558	752	740	1700	180			
	20.8661	30.7087	4.4094	.200	.200	21.969	29.606	166,400	382,200	397			



# ANGULAR CONTACT BEARINGS, METRIC

# AMERICAN ROLLER BEARINGS®

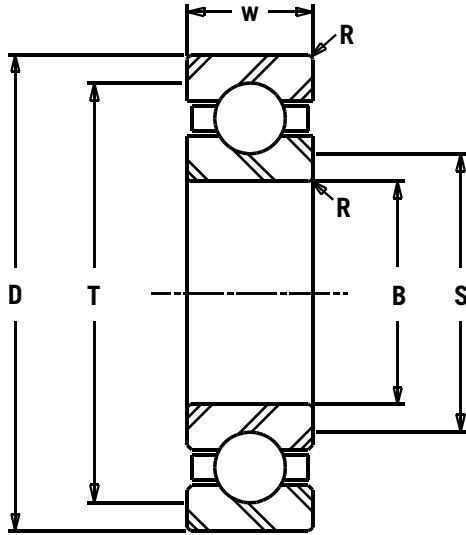
BALL  
BEARINGS

BEARING NUMBER	BORE	O.D.	WIDTH	MAX. FILLET RADIUS		SHOULDER DIAMETERS		DYNAMIC CAPACITY	STATIC CAPACITY	BEARING WEIGHT
	B	D	W	Ri	Ro	SHAFT	HSNG.			
	mm/IN	mm/IN	mm/IN	mm/IN	mm/IN	S	T	C	Co	M
BAC718/560	560	680	56	2.5	2.5	574	666	398	930	42
	22.0472	26.7717	2.2047	.100	.100	22.598	26.220	89,500	209,100	93
BAC719/560	560	750	85	4.0	4.0	582	728	650	1420	106
	22.0472	29.5276	3.3465	.160	.160	22.913	28.661	146,200	319,300	234
BAC70/560	560	820	115	5.0	5.0	588	792	904	2160	195
	22.0472	32.2835	4.5276	.200	.200	23.150	31.181	203,300	485,600	430
BAC718/600	600	730	60	2.5	2.5	614	716	450	1100	47
	23.6220	28.7402	2.3622	.100	.100	24.173	28.189	101,200	247,300	104
BAC719/600	600	800	90	4.0	4.0	622	778	716	1740	126
	23.6220	31.4961	3.5433	.160	.160	24.488	30.630	161,000	391,200	278
BAC70/600	600	870	118	5.0	5.0	628	842	960	2180	235
	23.6220	34.2520	4.6457	.200	.200	24.724	33.150	215,900	490,100	518
BAC718/630	630	780	69	3.0	3.0	648	762	490	1170	73
	24.8031	30.7087	2.7165	.120	.120	25.512	30.000	110,200	263,100	161
BAC719/630	630	850	100	5.0	5.0	654	826	760	1884	172
	24.8031	33.4646	3.9370	.200	.200	25.748	32.520	170,900	423,600	379
BAC70/630	630	920	128	6.0	6.0	662	888	1030	2600	279
	24.8031	36.2205	5.0394	.240	.240	26.063	34.961	231,600	584,600	615
BAC718/670	670	820	69	3.0	3.0	688	802	528	1250	80
	26.3780	32.2835	2.7165	.120	.120	27.087	31.575	118,700	281,100	176
BAC719/670	670	900	103	5.0	5.0	696	874	804	2050	197
	26.3780	35.4331	4.0551	.200	.200	27.402	34.409	180,800	460,900	434
BAC70/670	670	980	136	6.0	6.0	706	944	1170	3100	340
	26.3780	38.5827	5.3543	.240	.240	27.795	37.165	263,100	697,000	750
BAC718/710	710	870	74	3.0	3.0	728	852	572	1560	94
	27.9528	34.2520	2.9134	.120	.120	28.661	33.543	128,600	350,800	207
BAC719/710	710	950	106	5.0	5.0	738	922	852	2200	198
	27.9528	37.4016	4.1732	.200	.200	29.055	36.299	191,600	494,600	437
BAC70/710	710	1030	140	6.0	6.0	746	994	1190	3250	370
	27.9528	40.5512	5.5118	.240	.240	29.370	39.134	267,600	730,700	816
BAC718/750	750	920	78	4.0	4.0	772	898	618	1730	104
	29.5276	36.2205	3.0709	.160	.160	30.394	35.354	139,000	389,000	229
BAC719/750	750	1000	112	5.0	5.0	780	970	900	2500	253
	29.5276	39.3701	4.4094	.200	.200	30.709	38.189	202,400	562,100	558
BAC70/750	750	1090	150	6.0	6.0	782	1064	1300	3650	447
	29.5276	42.9134	5.9055	.240	.240	30.787	41.890	292,300	820,600	985
BAC718/800	800	980	82	4.0	4.0	822	1028	670	1830	133
	31.4961	38.5827	3.2283	.160	.160	32.362	40.472	150,700	411,500	293
BAC719/800	800	1060	115	5.0	5.0	832	1028	960	2730	295
	31.4961	41.7323	4.5276	.200	.200	32.756	40.472	215,900	613,800	650
BAC70/800	800	1150	155	6.0	6.0	842	1108	1330	3800	500
	31.4961	45.2756	6.1024	.240	.240	33.150	43.622	299,000	854,300	1102
BAC718/850	850	1030	82	4.0	4.0	872	1008	688	1860	142
	33.4646	40.5512	3.2283	.160	.160	34.331	39.685	154,700	418,200	313
BAC718/900	900	1090	85	4.0	4.0	920	1068	804	2300	172
	35.4331	42.9134	3.3465	.160	.160	36.220	42.047	180,800	517,100	379
BAC718/950	950	1150	90	4.0	4.0	972	1128	864	2530	191
	37.4016	45.2756	3.5433	.160	.160	38.268	44.409	194,300	568,800	421
BAC718/1000	1000	1220	100	5.0	5.0	1028	1192	924	2750	245
	39.3701	48.0315	3.9370	.200	.200	40.472	46.929	207,800	618,300	540

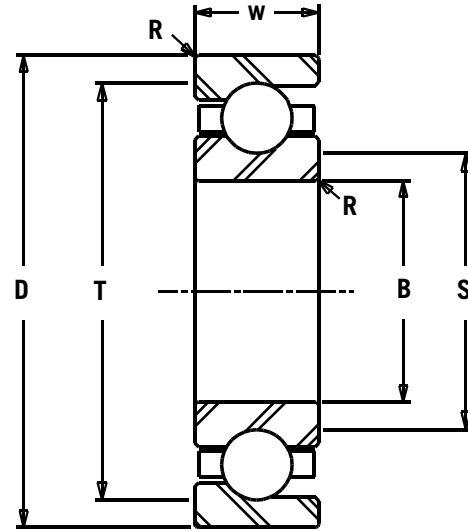
# SPECIAL DEEP GROOVE BALL & ANGULAR CONTACT

BALL  
BEARINGS

## AMERICAN ROLLER BEARINGS®



TYPE DGB



TYPE BAC

BEARING NUMBER	BORE		O.D.		BRG. WIDTH		MAX. FILLET RADIUS		DYNAMIC CAPACITY		STATIC CAPACITY		BEARING WEIGHT		REFERENCE NUMBER	
	B	D	W/Wo	R	C	Co	M									
	mm/IN	mm/IN	mm/IN	mm/IN	kN/LBS	kN/LBS	kg/LBS									
DGB4797	180	259.5	33	3.0	108	112	6	7.0866	10.2165	1.2992	.120	24,300	25,200	13	306840	
BAC5753	190	255	33/29	2.0	108	140	5	7.4803	10.0394	1.2992/1.1417	.080	24,300	31,500	11	466880	506497A
DGB5747	190	269.5	33	3.0	100	108	7	7.4803	10.6102	1.2992	.120	22,500	24,300	14		502288
DGB5748	190	280	33	2.0	130	144	8	7.4803	11.0236	1.2992	.080	29,200	32,400	17		510452
DGB5749	200	279.5	38	2.1	114	125	8	7.8740	11.0039	1.4961	.083	25,600	28,100	17	360278	508728
DGB5761	200	289.5	38	2.1	125	134	9	7.8740	11.3976	1.4961	.083	28,100	30,100	20	306841	502283
BAC5817	210	340	50	2.5	320	440	13	8.2677	13.3858	1.9685	.100	71,900	98,900	28		142R
BAC5824	220	300	38/35	2.0	160	225	8	8.6614	11.8110	1.4961/1.3780	.080	36,000	50,500	17	466931	507686A
DGB5834	220	309.5	38	2.1	133	150	10	8.6614	12.1850	1.4961	.083	29,900	33,700	21	306867	507335
DGB5963	230	320	38	2.1	122	146	10	9.0551	12.5984	1.4961	.083	27,400	32,800	22	360090	502657
DGB5915	230	329.5	40	2.1	146	170	12	9.0551	12.9724	1.5748	.083	32,800	38	26	306842	508729
DGB5922	250	329.5	38	2.0	196	511	10	9.8425	12.9724	1.4961	.080	44,000	115,000	22		
DGB5931	240	329.5	40	2.1	190	225	11	9.4488	12.9724	1.5748	.083	42,700	50,600	23		578545
BAC5964	250	340	38/35	2.1	185	250	10	9.8425	13.3858	1.4961/1.3780	.083	41,600	56,200	22		507342A
DBG41038	260	369.5	46	2.1	172	211	17	10.2362	14.5472	1.8110	.083	38,700	47,400	36	306862	507338A

# SPECIAL DEEP GROOVE BALL & ANGULAR CONTACT

## AMERICAN ROLLER BEARINGS®

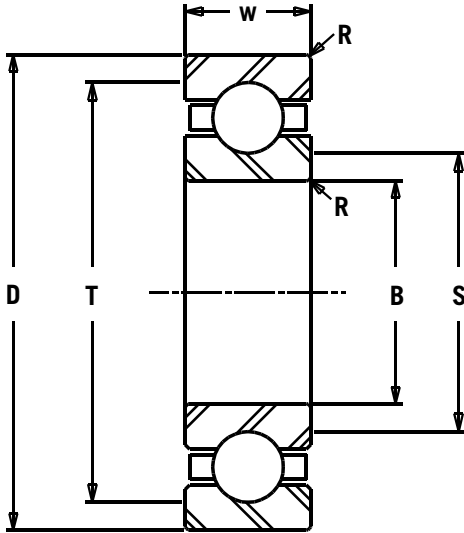
BALL  
BEARINGS

BEARING NUMBER	BORE	O.D.	BRG. WIDTH	MAX. FILLET RADIUS	DYNAMIC CAPACITY	STATIC CAPACITY	BEARING WEIGHT	REFERENCE NUMBER	
	B	D	W/Wo	R	C	Co	M		
	mm/IN	mm/IN	mm/IN	mm/IN	kN/LBS	kN/LBS	kg/LBS		
DGB41149	280	389.5	46	2.1	176	222	18	306861	507341
	11.0236	15.3346	1.8110	.083	39,600	49,900	40		
BAC41157	285	380	46	2.1	210	330	14	466951	507343A
	11.2205	14.9606	1.8110	.083	47,200	74,200	30.9		
DGB41184	290	409.5	60	3.0	280	400	27		578599
	11.4173	16.1220	2.3622	.120	62,900	89,999	60		
DGB41181	300	419.5	56	3.0	220	305	24		538205
	11.8110	16.5157	2.2047	.120	49,500	68,600	53		
DGB41245	320	440	56	3.0	260	362	26		FPB35806
	12.5984	17.3228	2.2047	.120	58,500	81,500	57.3		
BAC41233	320	440	56	3.0	310	489	27		320BNS44
	12.5984	17.3228	2.2047	.120	70,000	110,000	59.5		
DGB41255	330	460	56	3.0	216	310	30	306728	509173
	12.9921	18.1102	2.2047	.120	48,600	69,700	66		
BAC41338	335	450	56	3.0	280	480	26	466952	509091A
	13.1890	17.7165	2.2047	.120	62,900	108,000	57		
DGB41312	340	479.5	60	3.0	216	310	36		538204
	13.3858	18.8780	2.3622	.120	48,600	69,700	79		
DGB41350	340	480	60	3.0	224	320	36	306890	503809
	13.3858	18.8976	2.3622	.120	50,400	71,900	79		
DGB41351	340	489.5	65	5.0	300	475	42		576368
	13.3858	19.2717	2.5591	.200	67,400	107,000	93		
DGB41352	350	500	70	4.0	245	355	47	306674	532002
	13.7795	19.6850	2.7559	.160	55,100	79,800	103		
DGB41402	360	550	85	6.0	340	540	72		533303
	14.1732	21.6535	3.3465	.240	76,400	121,000	159		
DGB41403	380	519.5	65	4.0	360	580	42		576367
	14.9606	20.4528	2.5591	.160	80,900	130,000	93		
BAC51404	380	520	65	4.0	346	612	44	466953	509092A
	14.9606	20.4724	2.5591	.160	77,800	137,000	97		
DGB41405	380	540	74	6.0	290	450	58		505565
	14.9606	21.2598	2.9134	.240	65,200	101,000	128		
DGB41406	380	550	82	4.0	320	510	65	306682	
	14.9606	21.6535	3.2283	.160	71,900	115,000	143		
BAC41543	400	600	90	5.0	610	1200	90	307238	
	15.7480	23.6220	3.5433	.200	137,000	270,000	198		
DGB41526	400	720	130	6.0	795	1,340	220		SC8011
	15.7480	28.3465	5.1181	.240	180,000	300,000	485		
BAC41648	410	560	70	4.0	425	830	45	468431	509093A
	16.1417	22.0472	2.7559	.160	95,500	187,000	99		
DGB41649	420	559.5	65	4.0	375	640	47		576366
	16.5354	22.0276	2.5591	.160	84,300	144,000	104		
DGB41650	420	580	70	4.0	370	630	58		544178
	16.5354	22.8346	2.7559	.160	83,200	142,000	128		

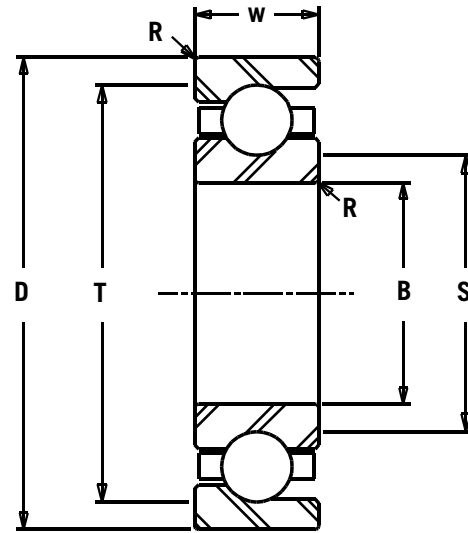
# SPECIAL DEEP GROOVE BALL & ANGULAR CONTACT

BALL  
BEARINGS

## AMERICAN ROLLER BEARINGS®



TYPE DGB



TYPE BAC

BEARING NUMBER	BORE		O.D.		BRG. WIDTH		MAX. FILLET RADIUS		DYNAMIC CAPACITY		STATIC CAPACITY		BEARING WEIGHT		REFERENCE NUMBER	
	B	D	W/wo	R	C	Co	M									
	mm/IN	mm/IN	mm/IN	mm/IN	kN/LBS	kN/LBS	kg/LBS									
DGB41651	420	580	72	5.0	284	448	60									508748
	16.5354	22.8346	2.8346	.200	63,800	101,000	132									
DGB41652	420	580	72	4.0	290	475	55									544178
	16.5354	22.8346	2.8346	.160	65,200	107,000	121									
BAC41721	440	600	74	3.5	440	865	58									509094A
	17.3228	23.6220	2.9134	.140	98,900	194,000	128									
BAC41814	465	635	76	4	470	970	72	307352								510289A
	18.3071	25.0000	2.9921	.160	106,000	218,000	159									
DGB41819	480	680	90	8.0	418	766	53									514448
	18.8976	26.7717	3.5433	.315	94,000	172,000	117									
BAC41939	500	620	40	2.0	133	250	25									556818
	19.6850	24.4094	1.5748	.080	29,900	56,200	55									
DGB41907	500	689	100	6.0	545	980	105									6E-SC10006
	19.6850	27.1260	3.9370	.240	123,000	220,000	231.5									
DGB41932	500	700	100	6.0	455	850	115									530352
	19.6850	27.5591	3.9370	.240	102,000	191,000	254									
DGB42011	520	719	100	5.0	472	890	118									6E-SC10403
	20.4724	28.3071	3.9370	.200	106,000	200,000	260									
BAC42033	530	600	35	2.0	88	120	14									556716
	20.8661	23.6220	1.3780	.080	19,800	27,000	31									
DGB42023	530	760	100	6.0	460	860	156	360476								508780
	20.8661	29.9213	3.9370	.240	103,000	193,000	344									
BAC42025	530	760	100	6.0	700	1600	151	307368B								
	20.8661	29.9213	3.9370	.240	157,000	360,000	333									
DGB42027	530	780	112	6.0	550	1050	190									529220
	20.8661	30.7087	4.4094	.240	124,000	236,000	419									
BAC42228	560	680	42	2.1	244	480	28									556716
	22.0472	26.7717	1.6535	.083	55,000	108,000	62									
DGB42210	570	799	115	8.0	705	1,400	187									6E-SC11401
	22.4409	31.4567	4.5276	.315	160,000	315,000	412									

# SPECIAL DEEP GROOVE BALL & ANGULAR CONTACT

## AMERICAN ROLLER BEARINGS®

BALL  
BEARINGS

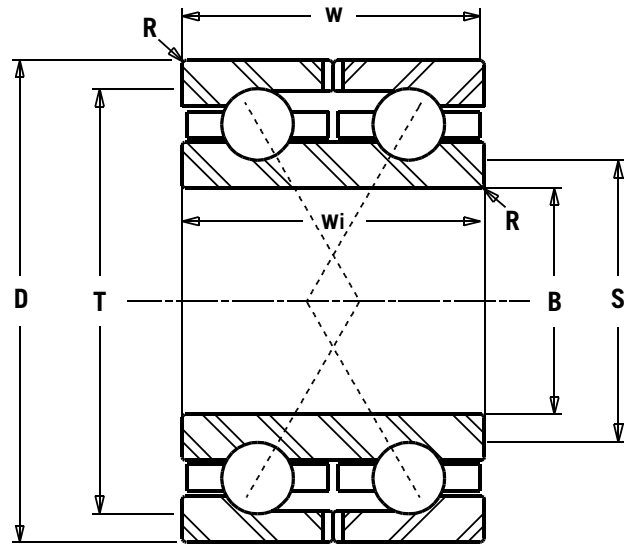
BEARING NUMBER	BORE	O.D.	BRG. WIDTH	MAX. FILLET RADIUS	DYNAMIC CAPACITY	STATIC CAPACITY	BEARING WEIGHT	REFERENCE NUMBER	
	B	D	W/Wo	R	C	Co	M		
	mm/IN	mm/IN	mm/IN	mm/IN	kN/LBS	kN/LBS	kg/LBS		
BAC42320	600	730	45	2.1	270	540	36		560519
	23.6220	28.7402	1.7717	.083	61,000	121,000	80		
DGB42519	640	940	128	7.5	630	1330	330		508308
	25.1969	37.0079	5.0394	.300	142,000	300,000	728		
DGB42508	650	919	118	6.0	636	138,000	270		
	25.5906	36.1811	4.6457	.240	143,000	310,000	595		
DGB42521	650	920	118	6.0	600	1290	270	306708C	514645
	25.5906	36.2205	4.6457	.240	135,000	290,000	595		
DGB42619	670	850	85	6.0	430	910	116		509029
	26.3780	33.4646	3.3465	.240	96,700	205,000	256		
DGB42708	710	1000	140	7.5	660	1475	340	306704C	502954
	27.9528	39.3701	5.5118	.300	148,000	332,000	750		
DGB42714	710	1030	140	7.5	780	1800	384		534196
	27.9528	40.5512	5.5118	.300	175,000	405,000	847		
DGB42707	710	1080	160	7.5	875	2075	555	360141	528283
	27.9528	42.5197	6.2992	.300	197,000	466,000	1224		
DGB42823	730	940	100	8.0	500	1080	186		526168
	28.7402	37.0079	3.9370	.315	112,000	243,000	410		
BAC42910	750	920	54	4.0	387	930	67		560245
	29.5276	36.2205	2.1260	.160	87,000	209,000	148		
DGB42903	750	1016	125	6.0	820	1940	315		565323
	29.5276	40.0000	4.9213	.240	184,000	436,000	694		
DGB42906	760	1080	150	7.5	840	1020	420	306474C	500909
	29.9213	42.5197	5.9055	.300	189,000	229,000	926		
DGB43107	800	1080	115	6.0	665	1550	315	361844	526190
	31.4961	42.5197	4.5276	.240	149,000	348,000	694		
BAC43109	800	1130	120	7.5	1100	3300	400	311745	
	31.4961	44.4882	4.7244	.300	247,000	742,000	882		
DGB43111	800	1150	155	7.5	1090	2640	540		801911
	31.4961	45.2756	6.1024	.300	245,000	593,000	1190		
DGB43317	850	1220	165	7.5	980	2850	650	306493	501657
	33.4646	48.0315	6.4961	.300	220,000	641,000	1433		
DGB43306	860	1130	120	7.5	900	2000	340		529055
	33.8583	44.4882	4.7244	.300	202,000	450,000	750		
DGB43701	950	1320	170	10.0	1020	2700	755		532248
	37.4016	51.9685	6.6929	.400	229,000	607,000	1664		
DGB43903	1000	1380	180	10.0	1000	2700	860		528268
	39.3701	54.3307	7.0866	.400	225,000	607,000	1896		
DGB45902	1500	1820	125	6.0	1290	2900	615	304235	
	59.0551	71.6535	4.9213	.240	290,000	652,000	1356		
DGB46201	1600	1950	155	6.0	1320	5200	900	304223A	
	62.9921	76.7717	6.1024	.240	297,000	1,170,000	1984		

# SPECIAL DOUBLE ROW ANGULAR CONTACT

BALL BEARINGS

## AMERICAN ROLLER BEARINGS®

### TYPE BAC-D



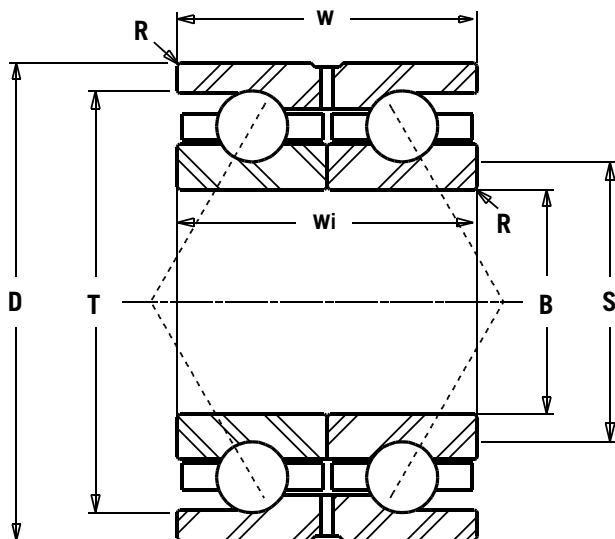
DESIGN 1

BEARING NUMBER	BORE		O.D.		WIDTH		WIDTH		MAX. FILLET RADIUS	SHOULDER DIAMETERS			DYNAMIC CAPACITY	STATIC CAPACITY	DESIGN TYPE	BRG. WT.
	B	D	W	Wi	R	SHAFT	HSNG.	C		Co	M					
	mm/IN	mm/IN	mm/IN	mm/IN	mm/IN	mm/IN	mm/IN	mm/IN		mm/IN	kg/LBS					
BAC5522D	150	225	73	73	2.1	160	215	153	204	2	10					
	5.9055	8.8583	2.8740	2.8740	.083	6.30	8.46	34,400	45,900							
BAC5521D	150	230	70	70	2.1	160	220	156	212	2	10					
	5.9055	9.0551	2.7559	2.7559	.083	6.30	8.66	35,100	47,700							
BAC4513D	150	240	84	84	1.5	155	233	190	280	1	16					
	5.9055	9.4488	3.3071	3.3071	.060	6.10	9.17	42,800	63,000							
BAC4683D	160	215	50	56	2.0	167	208	104	156	2	6					
	6.2992	8.4646	1.9685	2.2047	.083	6.57	8.19	23,400	35,100							
BAC5616D	160	239.5	76	76	2.1	170	231	180	245	2	11					
	6.2992	9.4291	2.9921	2.9921	.083	6.69	9.09	40,500	55,100							
BAC4676D	160	240	76	76	2.0	169	231	180	245	1	11					
	6.2992	9.4488	2.9921	2.9921	.080	6.65	9.09	40,500	55,100							
BAC4684D	170	260	84	84	2.1	180	250	216	300	1	15					
	6.6929	10.2362	3.3071	3.3071	.083	7.09	9.84	48,600	67,500							
BAC5620D	175	280	92	92	2.1	185	270	236	340	1	21					
	6.8898	11.0236	3.6220	3.6220	.083	7.28	10.63	53,100	76,500							
BAC5764D	180	250	66	66	2.0	189	241	146	216	1	10					
	7.0866	9.8425	2.5984	2.5984	.080	7.44	9.49	32,900	48,600							
BAC5766D	180	250	70	70	2.0	189	241	146	216	1	10					
	7.0866	9.8425	2.7559	2.7559	.080	7.44	9.49	32,900	48,600							
BAC5724D	180	259.5	66	66	2.0	189	251	204	290	2	11					
	7.0866	10.2165	2.5984	2.5984	.080	7.44	9.88	45,900	65,200							
BAC5768D	180	280	92	92	2.1	186	270	236	340	1	21					
	7.0866	11.0236	3.6220	3.6220	.083	7.32	10.63	53,100	76,500							
BAC5725D	190	255	58	66	1.5	196	249	137	220	2	9					
	7.4803	10.0394	2.2835	2.5984	.060	7.72	9.80	30,800	49,500							
BAC5722D	190	269.5	66	66	2.0	199	261	208	305	2	11					
	7.4803	10.6102	2.5984	2.5984	.080	7.83	10.28	46,800	68,600							



## AMERICAN ROLLER BEARINGS®

BALL  
BEARINGS



DESIGN 2

### TYPE BAC-D

BEARING NUMBER	BORE		O.D.		WIDTH		MAX. FILLET RADIUS		SHOULDER DIAMETERS		DYNAMIC CAPACITY	STATIC CAPACITY	DESIGN TYPE	BRG. WT.
	B	D	W	Wi	R	S	T	C	Co					
	mm/IN	mm/IN	mm/IN	mm/IN	mm/IN	mm/IN	mm/IN	mm/IN	mm/IN	mm/IN	kN/LBS	kN/LBS		kg/LBS
BAC5770D	190	280	96	90	2.5	196	270	224	325	1	19			
	7.4803	11.0236	3.7795	3.5433	.100	7.72	10.63	50,400	73,100	42				
BAC5771D	190	290	92	92	2.1	196	280	250	375	1	22			
	7.4803	11.4173	3.6220	3.6220	.083	7.72	11.02	56,300	84,400	49				
BAC5740D	200	279.5	76	76	2.1	210	270	186	275	2	14			
	7.8740	11.0039	2.9921	2.9921	.083	8.27	10.63	41,900	61,900	31				
BAC5774D	200	280	76	76	2.0	210	270	180	265	1	13			
	7.8740	11.0236	2.9921	2.9921	.080	8.27	10.63	40,500	59,600	29				
BAC5775D	200	280	80	80	2.1	206	270	186	275	1	16			
	7.8740	11.0236	3.1496	3.1496	.083	8.11	10.63	41,900	61,900	35				
BAC5707D	200	289.5	76	76	2.1	210	280	232	345	2	16			
	7.8740	11.3976	2.9921	2.9921	.083	8.27	11.02	52,200	77,600	35				
BAC5778D	200	310	96	96	2.5	210	300	275	415	1	27			
	7.8740	12.2047	3.7795	3.7795	.100	8.27	11.81	61,900	93,300	60				
BAC5815D	220	300	70	76	2.0	226	294	200	320	2	15			
	8.6614	11.8110	2.7559	2.9921	.080	8.90	11.57	45,000	72,000	33				
BAC5818D	220	309.5	76	76	2.0	229	301	240	375	2	17			
	8.6614	12.1850	2.9921	2.9921	.080	9.02	11.85	54,000	84,400	37				
BAC5929D	230	329.5	80	80	2.1	240	320	280	455	2	21			
	9.0551	12.9724	3.1496	3.1496	.083	9.45	12.60	63,000	102,300	46				
BAC5965D	230	329.5	80	80	2.1	236	320	280	455	1	24			
	9.0551	12.9724	3.1496	3.1496	.083	9.29	12.60	63,000	102,300	53				
BAC5943D	250	340	70	76	2.1	260	333	245	415	2	19			
	9.8425	13.3858	2.7559	2.9921	.083	10.24	13.11	55,100	93,300	42				
BAC41044D	260	369.5	92	92	2.1	270	360	305	530	2	30			
	10.2362	14.5472	3.6220	3.6220	.083	10.63	14.17	68,600	119,200	66				
BAC41059D	260	400	130	130	4.0	277	383	390	710	1	62			
	10.2362	15.7480	5.1181	5.1181	.160	10.91	15.08	87,700	159,700	137				
BAC41151D	280	389.5	92	92	2.1	290	380	320	585	2	32			
	11.0236	15.3346	3.6220	3.6220	.083	11.42	14.96	72,000	131,600	71				

# CYLINDRICAL ROLLER BEARINGS

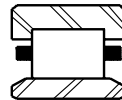


ISO Cylindrical	<b>34</b>	Journal Roller - Inch Series	<b>144</b>
Two Row, ISO Cylindrical	<b>78</b>	Precision End Ring – Inch	<b>155</b>
Full Complement ISO Cylindrical	<b>83</b>	Line Shaft Cylindrical	<b>156</b>
Two Row, ISO Full Comp. Cylindrical	<b>91</b>	Table Roll Cylindrical	<b>157</b>
Domestic Metric Cylindrical	<b>94</b>	Cluster Mill Backing Cylindrical	<b>159</b>
Inch Series Cylindrical	<b>112</b>	4 Row Cylindrical	<b>160</b>
Journal Roller - Metric	<b>138</b>	4 Row Cylindrical, Tapered Bore	<b>172</b>
Journal Roller - Type AT	<b>142</b>		

## ISO Cylindrical (NU, NJ, etc.)

These are metric bearings that are the most common cylindrical roller bearings used around the world, and most manufacturers use the same letter designations for the six most popular styles, making interchanging fairly easy. Bearings with an **E** suffix, for **Extra** capacity, are redesigns of the original bearings. The **NU** type is the most popular design used in heavy duty equipment. Interchangeability can be verified by comparing the boundary dimensions and the value of the “**F**” dimension in our bearing tables with those of other manufacturers. Interchangeability can be for both complete bearings and components; i.e. inner races from one manufacturer with outer race assemblies from another. Our standard cage for these bearings is a 2-piece, roller riding brass cage, **M** designation. Other cage types are: **LB** 2-piece, land riding brass cage and **M2** 1-piece, land riding brass cage, for higher speed applications. Bearing internal clearance follows the ISO standard for cylindrical roller bearings, and “Normal” clearance requires no suffix. However, most applications require a **C3** clearance in order to have some mounted clearance after the inner races have been tightly fitted to their shafts. Unless otherwise specified, American will supply these bearings with **C3** clearance as a standard. If a clearance **other** than **C3** is needed, including “Normal”, it should be specified. A typical complete bearing number for standard bearings would be:

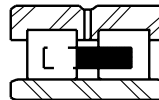
**NU2234EMC3**



## Two Row, ISO Cylindrical (NNU and NN)

These metric designed bearings are wider to allow a second row of rollers for increased capacity. They interchange with complete bearings with the same style designation and basic size number. The cage is a 1-piece brass, roller riding, finger design, **M** designation. Internal clearance values are the same for single row bearings with the same bore size. Unless otherwise specified, bearings will be supplied with a **C3** clearance. A typical complete bearing number in this series is:

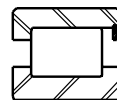
**NNU4184MC3**



## Full Complement ISO Cylindrical (NCF and NJG)

These metric designed bearings have the same envelope dimensions as their caged counterparts, and by virtue of more rollers, provide higher capacities. The disadvantage of this design is slightly more internal friction which limits their speed capability. The **V** suffix indicates full complement. As in the previous product lines, we will supply these bearings with a **C3** clearance unless another value is specified. A typical complete bearing numbers in this line is:

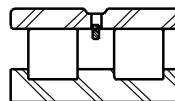
**NCF2338VC3**



## Two Row, ISO Full Complement Cylindrical (NNCL, NNCF, and NNC)

These metric designed two row bearings have the same envelope dimensions as their caged two row counterparts. Having more rollers increases capacities at the expense of lowering their speed limits. Type **NNCL** is a float or expansion bearing, while type **NNCF** can be used as a one direction shaft locating bearing and type **NNC** is a two direction locating bearing. These will be supplied with a **C3** clearance unless otherwise specified. A typical complete bearing numbers is:

**NNCL4964VC3**

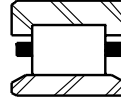


# CYLINDRICAL ROLLER BEARINGS

## Domestic Metric Cylindrical

These bearings conform to ABMA Standard 20, Suffix B and are characterized by a larger than normal corner radius on one side of the inner race, a broken corner on the other side, and a standard internal clearance large enough to have a free mounted clearance when a heavy shaft fit is used. American's standard cage for this series of bearings uses a 2-piece fully machined brass type and requires no suffix on the bearing number to identify itself. Alternate cages are a fully machined steel type, **SM** designation and a stamped steel type, **SS** designation. The inner race O.D. is controlled so that interchangeability of inner races and outer race assemblies with other manufactures of the same basic bearing number occurs. Typical complete bearing numbers are:

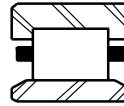
CD232, AD5226SS



## Inch Series Cylindrical

These bearings are designed totally in the inch system and interchange as a unit with bearings with the same boundary dimensions from other U.S. manufacturers. A 2-piece fully machined brass cage is standard and does not require suffix identification. Internal clearance is very similar to that of domestic cylindricals with the same bore size, leaving enough free clearance when inner races are tightly fitted. Typical complete bearing numbers are:

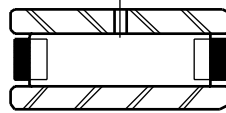
90CD789, 155AD791



## Journal Roller - Metric

These bearings have metric I.D.s and O.D.s, but inch value widths, most of which are sold in the replacement market for older equipment. They are fully separable into their three major components: inner race, outer race and cage/roller assembly. The cage design is the end ring type made from mild steel with shallow pockets for the Roller ends and depends on flat housing surfaces on both sides to retain the cage/roller assembly. Riveted stay rods hold the assembly together. A typical bearing number is:

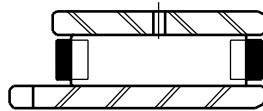
AW234H



## Journal Roller - Type AT

These bearings are intended for use on line shafts. They have special Inch dimensioned bores designed to slip onto standard line shafting and extended and notched inner races so they can be "keyed" to the line shaft. These bearings should only be used on older line shafts or new applications that are properly designed for them. A typical bearing number is:

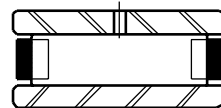
ATW232H



## Journal Roller - Inch Series

These are 3-piece separable cylindrical roller bearings are of a similar design as the above journal metric series. They were originally designed for various types of heavy industrial equipment. Most of these bearings are sold today in the replacement market. Typical bearing numbers are:

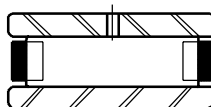
SCS166, HCS272, ECS624



## Precision End Ring - Inch Series

This series of bearings were custom designed for specific applications. Several of these, not shown, have been modified and have a suffix added to the basic bearing number. A typical bearing number is:

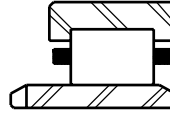
HCS32



## Line Shaft Cylindrical

All of these bearings are based on the 5200 Series found in the previous domestic cylindrical series. The inner races are designed for a slip fit on standard line shafts diameters, and it is extended with a keyway to prevent slipping on the shaft. Extra internal clearance is provided in these bearings, making them unsuitable for typical applications. A typical bearing number is:

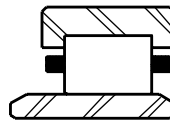
AD5226SM24



## Table Roll Cylindrical

Similar to the above series, these bearings are based on the 5200 domestic cylindrical series. Inner race bore sizes are standard metric values, and some are extended to provide additional axial float. Extra internal clearance is provided on most, making them unsuitable for typical applications. A typical bearing number in this series is:

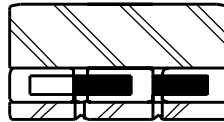
AD5238SM16



## Cluster Mill Backing Cylindrical

These cylindrical roller bearings are provided in several popular sizes for use in cluster mills around the world. They have either two or three rows of rollers and come either with a cage of in a full complement design (**F** suffix). A typical bearing numbers is:

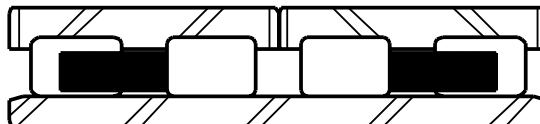
A4787



## 4 Row Cylindrical

These bearings are designed for and used in rolling mills for various metals and alloys. They come in many design styles as indicated in the bearing tables. The most common cage design is a fully machined finger type made from brass or mild steel. Some bearings are supplied with a steel pin-type cage. Most bearings come standard with a C4 internal clearance as the inner races are usually fitted tightly. Because all have special numbers, there is no cage suffix for brass and C4 clearance. When a steel cage is supplied, the suffix **SM** is applied. In the larger sizes that roll strip to very tight gauge control, the inner race O.D.s are often supplied semi-finished, **RG** suffix, so the end user can final grind when mounted on the rollneck. A typical 4 row cylindrical bearing number is:

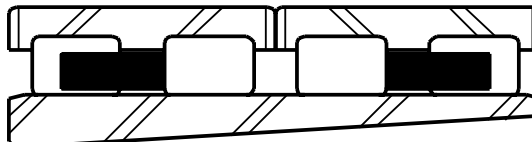
AD41022D



## 4 Row Cylindrical, Tapered Bore

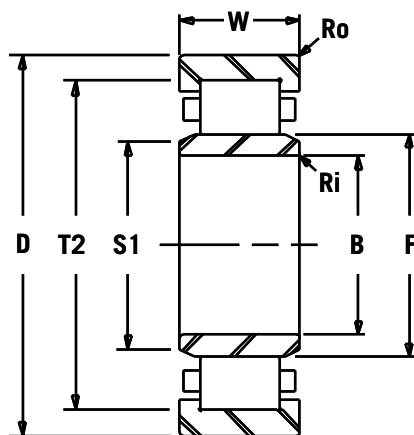
These bearing are very similar to the above series, except the bore of the inner race is tapered: 1 to 12 for smaller bearings and 1 to 30 for larger ones. Internal clearance is special and sufficient to provide proper running clearance as the inner race is expanded when driven up the tapered rollneck. Cage types vary much the same as those above. A typical 4 row cylindrical, tapered bore bearing number is:

AD41621DK

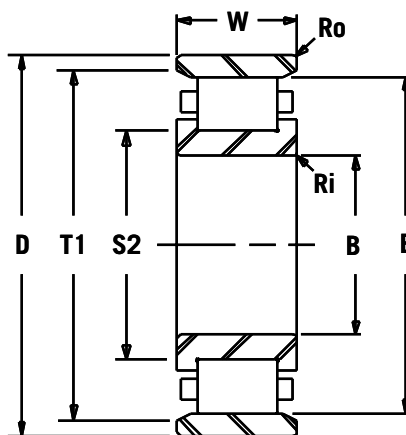


## AMERICAN ROLLER BEARINGS®

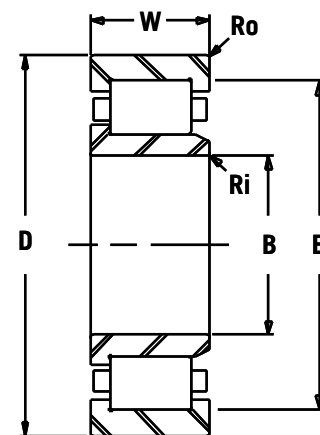
CYLINDRICAL  
ROLLER BEARINGS



TYPE NU



TYPE N

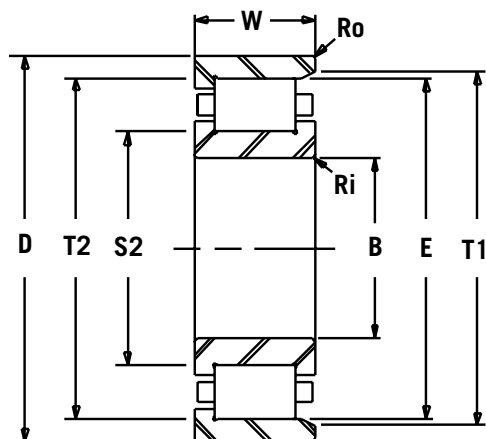


TYPE NJ

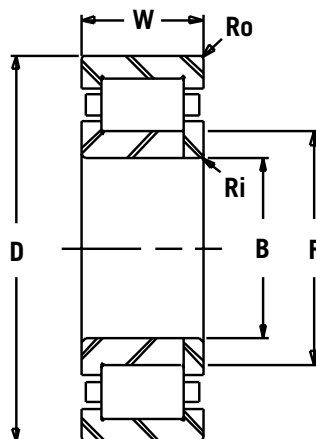
						BORE	O.D.	WIDTH
						B	D	W
						mm/IN	mm/IN	mm/IN
NU315E	N315E	NJ315E	NF315E	NUP315E	NP315E	75 2.9528	160 6.2992	37 1.4567
NU2315	N2315	NJ2315	NF2315	NUP2315	NP2315	75 2.9528	160 6.2992	55 2.1654
NU216E	N216E	NJ216E	NF216E	NUP216E	NP216E	80 3.1496	140 5.5118	26 1.0236
NU2216E	N2216E	NJ2216E	NF2216E	NUP2216E	NP2216E	80 3.1496	140 5.5118	33 1.2992
NU316E	N316E	NJ316E	NF316E	NUP316E	NP316E	80 3.1496	170 6.6929	39 1.5354
NU2316E	N2316E	NJ2316E	NF2316E	NUP2316E	NP2316E	80 3.1496	170 6.6929	58 2.2835
NU217E	N217E	NJ217E	NF217E	NUP217E	NP217E	85 3.3465	150 5.9055	28 1.1024
NU2217E	N2217E	NJ2217E	NF2217E	NUP2217E	NP2217E	85 3.3465	150 5.9055	36 1.4173
NU317E	N317E	NJ317E	NF317E	NUP317E	NP317E	85 3.3465	180 7.0866	41 1.6142
NU2317E	N2317E	NJ2317E	NF2317E	NUP2317E	NP2317E	85 3.3465	180 7.0866	60 2.3622
NU218E	N218E	NJ218E	NF218E	NUP218E	NP218E	90 3.5433	160 6.2992	30 1.1811
NU2218E	N2218E	NJ2218E	NF2218E	NUP2218E	NP2218E	90 3.5433	160 6.2992	40 1.5748
NU318E	N318E	NJ318E	NF318E	NUP318E	NP318E	90 3.5433	190 7.4803	43 1.6929
NU2318E	N2318E	NJ2318E	NF2318E	NUP2318E	NP2318E	90 3.5433	190 7.4803	64 2.5197
NU219E	N219E	NJ219E	NF219E	NUP219E	NP219E	95 3.7402	170 6.6929	32 1.2598
NU2219E	N2219E	NJ2219E	NF2219E	NUP2219E	NP2219E	95 3.7402	170 6.6929	43 1.6929
NU319E	N319E	NJ319E	NF319E	NUP319E	NP319E	95 3.7402	200 7.8740	45 1.7717
NU2319E	N2319E	NJ2319E	NF2319E	NUP2319E	NP2319E	95 3.7402	200 7.8740	67 2.6378



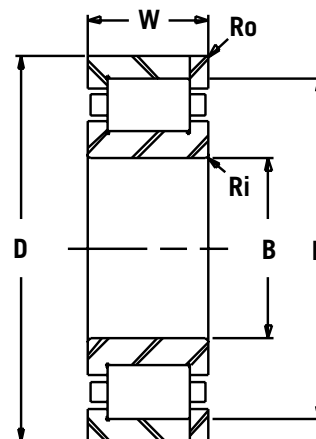
## AMERICAN ROLLER BEARINGS®



**TYPE NF**



**TYPE NUP**

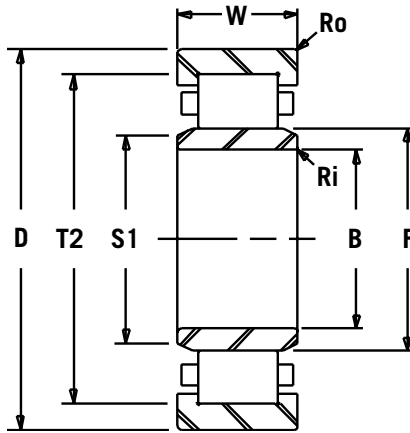


**TYPE NP**

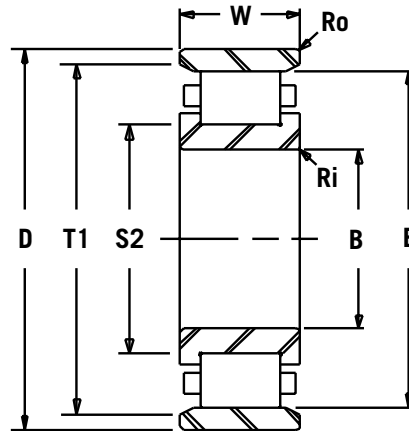
DIA. UNDER ROLLERS	DIA. OVER ROLLERS	MAX. FILLET RADIUS		SHOULDER DIAMETERS				DYNAMIC CAPACITY	STATIC CAPACITY	BEARING WEIGHT	BASIC BEARING NUMBER
				SHAFT		HOUSING					
F	E	Ri	Ro	S1	S2	T1	T2	C	Co	M	
mm/IN	mm/IN	mm/IN	mm/IN	mm/IN	mm/IN	mm/IN	mm/IN	kN/LBS	kN/LBS	kg/LBS	
95	143	2.0	2.0	92	95	145	143	240	265	3.4	315E
3.7402	5.6299	.080	.080	3.62	3.74	5.71	5.63	54,000	59,600	7.5	
95	143	2.0	2.0	92	95	145	143	330	400	5	2315E
3.7402	5.6299	.080	.080	3.62	3.74	5.71	5.63	74,200	90,000	11.5	
95.3	127.3	2.0	2.0	93	95.3	131	127.3	140	165	1.6	216E
3.7520	5.0118	.080	.080	3.66	3.75	5.16	5.01	31,500	37,100	4	
95.3	127.3	2.0	2.0	93	95.3	131	127.3	188	245	2	2216E
3.7520	5.0118	.080	.080	3.66	3.75	5.16	5.01	42,300	55,100	4.5	
101	151	2.0	2.0	98	101	154	151	260	290	4	316E
3.9764	5.9449	.080	.080	3.86	3.98	6.06	5.94	58,500	65,200	9	
101	151	2.0	2.0	98	101	154	151	360	440	6	2316E
3.9764	5.9449	.080	.080	3.86	3.98	6.06	5.94	81,000	99,000	13.5	
100.5	136.5	2.0	2.0	98	100.5	139	136.5	165	200	2	217E
3.9567	5.3740	.080	.080	3.86	3.96	5.47	5.37	37,100	45,000	4.5	
100.5	136.5	2.0	2.0	98	100.5	139	136.5	215	280	2.5	2217E
3.9567	5.3740	.080	.080	3.86	3.96	5.47	5.37	48,400	63,000	6	
108	160	2.5	2.5	105	108	163	160	300	335	4.8	317E
4.2520	6.2992	.100	.100	4.13	4.25	6.42	6.30	67,500	75,400	11	
108	160	2.5	2.5	105	108	163	160	395	490	7	2317E
4.2520	6.2992	.100	.100	4.13	4.25	6.42	6.30	88,800	110,200	15.5	
101	145	2.0	2.0	98	101	148	145	185	220	2.4	218E
3.9764	5.7087	.080	.080	3.86	3.98	5.83	5.71	41,600	49,500	5.5	
107	151	2.0	2.0	104	107	154	151	240	315	3.3	2218E
4.2126	5.9449	.080	.080	4.09	4.21	6.06	5.94	54,000	70,900	7.5	
113.5	169.5	2.5	2.5	110	113.5	177	169.5	320	360	5.5	318E
4.4685	6.6732	.100	.100	4.33	4.47	6.97	6.67	72,000	81,000	12.5	
113.5	169.5	2.5	2.5	110	113.5	177	169.5	440	440	8	2318E
4.4685	6.6732	.100	.100	4.33	4.47	6.97	6.67	99,000	99,000	18	
112.5	154.5	2.0	2.0	110	112.5	159	154.5	220	265	3	219E
4.4291	6.0827	.080	.080	4.33	4.43	6.26	6.08	49,500	59,600	6.5	
112.5	154.5	2.0	2.0	110	112.5	159	154.5	285	375	4	2219E
4.4291	6.0827	.080	.080	4.33	4.43	6.26	6.08	64,100	84,400	9.0	
121.5	177.5	2.5	2.5	118	121.5	179	177.5	340	390	6.3	319E
4.7835	6.9882	.100	.100	4.65	4.78	7.05	6.99	76,500	87,700	14	
121.5	177.5	2.5	2.5	118	121.5	179	177.5	468	585	9.4	2319E
4.7835	6.9882	.100	.100	4.65	4.78	7.05	6.99	106,000	132,000	21	

## AMERICAN ROLLER BEARINGS®

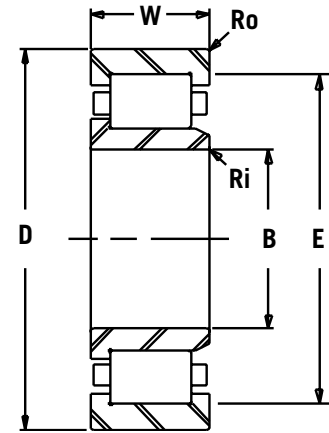
CYLINDRICAL  
ROLLER BEARINGS



**TYPE NU**



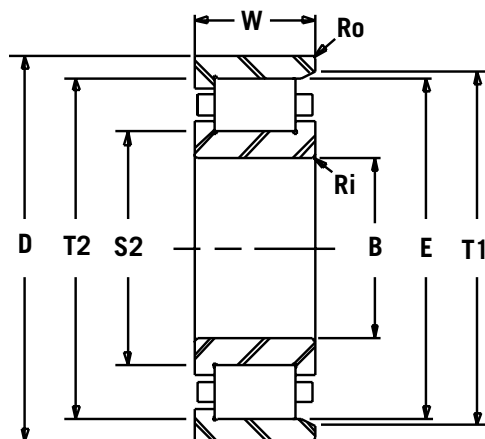
**TYPE N**



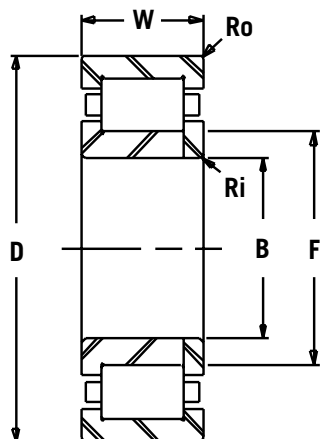
**TYPE NJ**

						BORE	O.D.	WIDTH
						B	D	W
						mm/IN	mm/IN	mm/IN
NU1020	N1020	NJ1020	NF1020	NUP1020	NP1020	100 3.9370	150 5.9055	24 0.9449
NU3120	N3120	NJ3120	NF3120	NUP3120	NP3120	100 3.9370	165 6.4961	52 2.0472
NU220E	N220E	NJ220E	NF220E	NUP220E	NP220E	100 3.9370	180 7.0866	34 1.3386
NU2220E	N2220E	NJ2220E	NF2220E	NUP2220E	NP2220E	100 3.9370	180 7.0866	46 1.8110
NU320E	N320E	NJ320E	NF320E	NUP320E	NP320E	100 3.9370	215 8.4646	47 1.8504
NU2320E	N2320E	NJ2320E	NF2320E	NUP2320E	NP2320E	100 3.9370	215 8.4646	73 2.8740
NU1021	N1021	NJ1021	NF1021	NUP1021	NP1021	105 4.1339	160 6.2992	26 1.0236
NU221E	N221E	NJ221E	NF221E	NUP221E	NP221E	105 4.1339	190 7.4803	36 1.4173
NU2221E	N2221E	NJ2221E	NF2221E	NUP2221E	NP2221E	105 4.1339	190 7.4803	50 1.9685
NU321E	N321E	NJ321E	NF321E	NUP321E	NP321E	105 4.1339	225 8.8583	49 1.9291
NU2321E	N2321E	NJ2321E	NF2321E	NUP2321E	NP2321E	105 4.1339	225 8.8583	77 3.0315
NU1022	N1022	NJ1022	NF1022	NUP1022	NP1022	110 4.3307	170 6.6929	28 1.1024
NU3122	N3122	NJ3122	NF3122	NUP3122	NP3122	110 4.3307	180 7.0866	56 2.2047
NU222E	N222E	NJ222E	NF222E	NUP222E	NP222E	110 4.3307	200 7.8740	38 1.4961
NU2222E	N2222E	NJ2222E	NF2222E	NUP2222E	NP2222E	110 4.3307	200 7.8740	53 2.0866
NU322E	N322E	NJ322E	NF322E	NUP322E	NP322E	110 4.3307	240 9.4488	50 1.9685
NU2322E	N2322E	NJ2322E	NF2322E	NUP2322E	NP2322E	110 4.3307	240 9.4488	80 3.1496

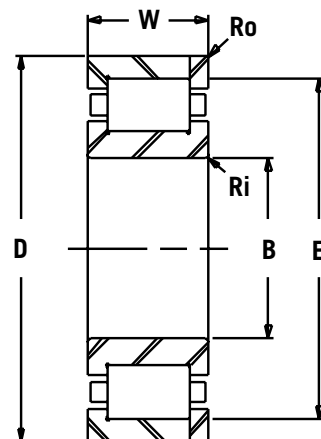
## AMERICAN ROLLER BEARINGS®



**TYPE NF**



**TYPE NUP**



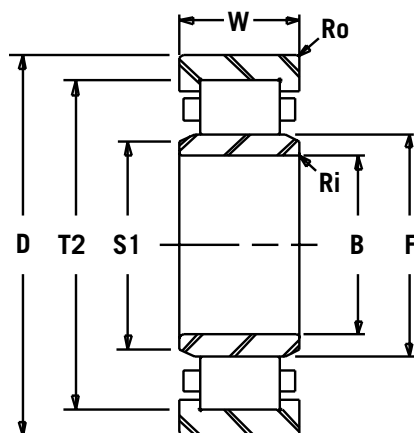
**TYPE NP**

CYLINDRICAL  
ROLLER BEARINGS

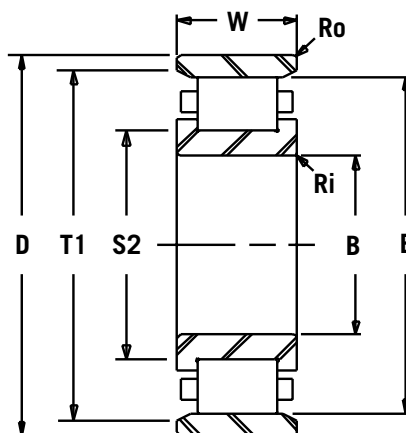
DIA. UNDER ROLLERS	DIA. OVER ROLLERS	MAX. FILLET RADIUS		SHOULDER DIAMETERS				DYNAMIC CAPACITY	STATIC CAPACITY	BEARING WEIGHT	BASIC BEARING NUMBER
				SHAFT		HOUSING					
F	E	Ri	Ro	S1	S2	T1	T2	C	Co	M	
mm/IN	mm/IN	mm/IN	mm/IN	mm/IN	mm/IN	mm/IN	mm/IN	kN/LBS	kN/LBS	kg/LBS	
113.0 4.449	137.0 5.394	1.5 .060	1.5 .060	111.0 4.37	113.0 4.45	142.0 5.59	137 5.39	85 19,100	112 25,200	1.5 3.3	1020
116.5 4.587	152.5 6.004	2.0 .080	2.0 .080	114.0 4.49	116.50 4.59	156.0 6.14	152.5 6.00	305 68,600	450 102,000	4.5 10	3120
119.0 4.685	163.0 6.417	2.1 .083	2.1 .083	116.0 4.57	119.0 4.69	169.0 6.65	163.0 6.42	250 56,200	300 67,400	3.5 8	220E
119.0 4.685	163.0 6.417	2.1 .083	2.1 .083	116.0 4.57	119.0 4.69	169.0 6.65	163.0 6.42	340 76,400	450 101,200	4.8 10.6	2220E
127.5 5.020	191.5 7.539	3.0 .120	3.0 .120	124.0 4.88	127.5 5.02	202.0 7.95	191.5 7.54	390 88,000	440 99,000	7.6 17	320E
127.5 5.020	191.5 7.539	3.0 .120	3.0 .120	124.0 4.88	127.5 5.02	202.0 7.95	191.5 7.54	580 130,400	730 164,100	11.5 25.4	2320E
119.5 4.705	145.5 5.728	2.0 .080	2.0 .080	117.0 4.61	119.5 4.70	151.0 5.94	145.5 5.73	100 22,500	135 303,500	2 4.4	1021
125.0 4.921	173.0 6.811	2.1 .083	2.1 .083	122.0 4.80	125.0 4.92	179.0 7.05	173.0 6.81	265 59,600	315 70,800	4 9	221E
125.0 4.921	173.0 6.811	2.1 .083	2.1 .083	122.0 4.80	125.0 4.92	179.0 7.05	173.0 6.81	365 82,000	490 110,200	6 13.2	2221E
133.0 5.236	201.0 7.913	3.0 .120	3.0 .120	128.0 5.04	133.0 5.24	206.0 8.11	201.0 7.91	440 99,000	500 112,400	9 20	321E
133.0 5.236	201.0 7.913	3.0 .120	3.0 .120	198.0 7.80	133.0 5.24	212.0 8.35	201.0 7.91	605 136,000	750 189,000	14 31	2321E
125.0 4.921	155.0 6.102	2.0 .080	2.0 .080	116.5 4.59	125.0 4.92	161.0 6.34	155.0 6.10	125 28,100	165 37,100	2.5 5.5	1022
128.0 5.039	166.0 6.535	2.0 .080	2.0 .080	124 4.88	128.0 5.04	170.0 6.69	166.0 6.54	320 71,900	475 106,800	5.7 12.6	3122
132.5 5.217	180.5 7.106	2.1 .083	2.1 .083	130.0 5.12	132.5 5.22	188.0 7.40	180.5 7.11	290 65,200	365 82,100	5 11	222E
132.5 5.217	180.5 7.106	2.1 .083	2.1 .083	129.0 5.08	132.5 5.22	189.0 7.44	180.5 7.11	380 85,400	520 117,000	7 15.4	2222E
143.0 5.630	211.0 8.307	3.0 .120	3.0 .120	139.0 5.47	143.0 5.63	227.0 8.94	211.0 8.31	466 105,000	540 121,400	11 24	322E
143.0 5.630	211.0 8.307	3.0 .120	3.0 .120	139.0 5.47	143.0 5.63	227.0 8.94	211.0 8.31	685 154,000	900 202,300	17 37	2322E

## AMERICAN ROLLER BEARINGS®

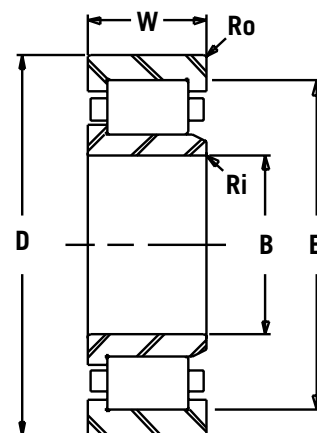
CYLINDRICAL  
ROLLER BEARINGS



TYPE NU



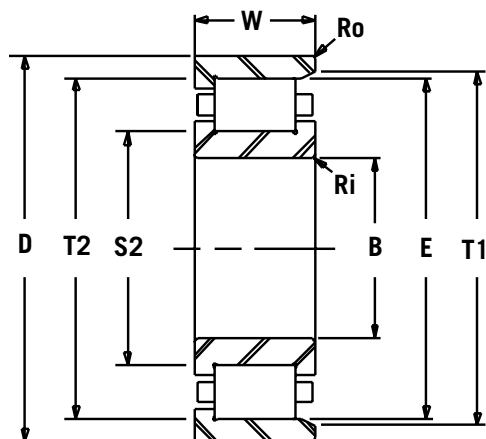
TYPE N



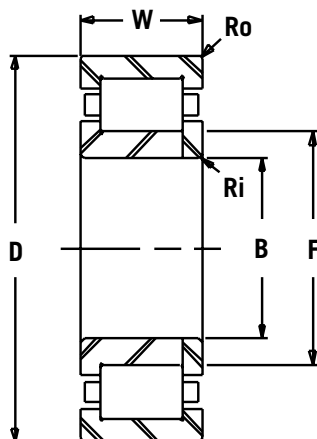
TYPE NJ

						BORE	O.D.	WIDTH
						B	D	W
						mm/IN	mm/IN	mm/IN
NU323	N323	NJ323	NF323	NUP323	NP323	115 4.5276	250 9.8425	53 2.0866
NU323E	N323E	NJ323E	NF323E	NUP323E	NP323E	115 4.5276	250 9.8425	53 2.0866
NU1024	N1024	NJ1024	NF1024	NUP1024	NP1024	120 4.7244	180 7.0866	28 1.1024
NU3124	N3124	NJ3124	NF3124	NUP3124	NP3124	120 4.7244	200 7.8740	62 2.4409
NU224E	N224E	NJ224E	NF224E	NUP224E	NP224E	120 4.7244	215 8.4646	40 1.5748
NU2224E	N2224E	NJ2224E	NF2224E	NUP2224E	NP2224E	120 4.7244	215 8.4646	58 2.2835
NU324E	N324E	NJ324E	NF324E	NUP324E	NP324E	120 4.7244	260 10.2362	55 2.1654
NU2324E	N2324E	NJ2324E	NF2324E	NUP2324E	NP2324E	120 4.7244	260 10.2362	86 3.3858
NU1026E	N1026E	NJ1026E	NF1026E	NUP1026E	NP1026E	130 5.1181	200 7.8740	33 1.2992
NU2026E	N2026E	NJ2026E	NF2026E	NUP2026E	NP2026E	130 5.1181	200 7.8740	42 1.6535
NU3026	N3026	NJ3026	NF3026	NUP3026	NP3026	130 5.1181	200 7.8740	52 2.0472
NU226E	N226E	NJ226E	NF226E	NUP226E	NP226E	130 5.1181	230 9.0551	40 1.5748
NU2226E	N2226E	NJ2226E	NF2226E	NUP2226E	NP2226E	130 5.1181	230 9.0551	64 2.5197
NU326E	N326E	NJ326E	NF326E	NUP326E	NP326E	130 5.1181	280 11.0236	58 2.2835
NU2326E	N2326E	NJ2326E	NF2326E	NUP2326E	NP2326E	130 5.1181	280 11.0236	93 3.6614
NU1028	N1028	NJ1028	NF1028	NUP1028	NP1028	140 5.5118	210 8.2677	33 1.2992
NU2028E	N2028E	NJ2028E	NF2028E	NUP2028E	NP2028E	140 5.5118	210 8.2677	42 1.6535

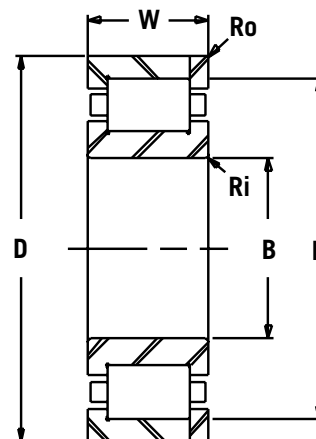
## AMERICAN ROLLER BEARINGS®



**TYPE NF**



**TYPE NUP**



**TYPE NP**

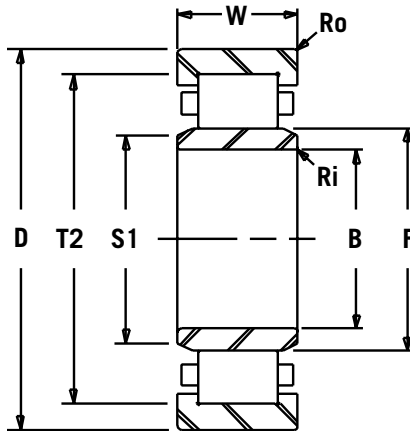
CYLINDRICAL  
ROLLER BEARINGS

DIA. UNDER ROLLERS F	DIA. OVER ROLLERS E	MAX. FILLET RADIUS		SHOULDER DIAMETERS				DYNAMIC CAPACITY C	STATIC CAPACITY Co	BEARING WEIGHT M	BASIC BEARING NUMBER
		Ri	Ro	SHAFT		HOUSING					
mm/IN	mm/IN	mm/IN	mm/IN	S1	S2	T1	T2	kN/LBS	kN/LBS	kg/LBS	
148.5 5.846	218.4 8.598	3.0 .120	3.0 .120	144.0 5.67	148.5 5.85	223.0 8.78	218.4 8.60	440 100,000	505 114,000	12.6 28	323
148.5 5.846	224.7 8.846	3.0 .120	3.0 .120	144.0 5.67	148.5 5.85	229.0 9.02	224.7 8.85	480 108,000	540 121,000	12.6 28	323E
135.0 5.315	165.0 6.496	2.0 .080	2.0 .080	132.0 5.20	135.0 5.31	170.0 6.69	165.0 6.50	134 30,100	180 40,400	2.5 5.5	1024
140.0 5.512	184.0 7.244	2.0 .080	2.0 .080	137.0 5.39	140.0 5.51	188.0 7.40	184.0 7.24	410 92,200	600 135,000	8 18	3124
143.5 5.650	195.5 7.697	2.1 .083	2.1 .083	140.0 5.51	143.5 5.65	204.0 8.03	195.5 7.70	340 76,400	430 97,000	6 13.2	224E
143.5 5.650	195.5 7.697	2.1 .083	2.1 .083	140.0 5.51	143.5 5.65	204.0 8.03	195.5 7.70	455 102,000	630 142,000	8.5 18.7	2224E
154.0 6.063	230.0 9.055	3.0 .120	3.0 .120	150.0 5.91	154.0 6.06	234.0 9.21	230.0 9.06	540 121,000	620 140,000	14 31	324E
154.0 6.063	230.0 9.055	3.0 .120	3.0 .120	150.0 5.91	154.0 6.06	234.0 9.21	230.0 9.06	790 178,000	1,040 234,000	24 53	2324E
147.0 5.787	183.0 7.205	2.0 .080	2.0 .080	144.0 5.67	147.0 5.79	186.0 7.32	183.0 7.20	220 37,100	310 50,600	3.8 8.4	1026E
147.0 5.787	183.0 7.205	2.0 .080	2.0 .080	144.0 5.67	147.0 5.79	186.0 7.32	183.0 7.20	300 67,400	440 99,000	5 11	2026E
148.0 5.827	182.0 7.165	2.0 .080	2.0 .080	145.0 5.71	148.0 5.83	185.0 7.28	182.0 7.17	350 79,000	585 132,000	6.5 14.3	3026
153.5 6.043	209.5 8.248	3.0 .120	3.0 .120	150.0 5.91	153.5 6.04	213.0 8.39	209.5 8.25	360 81,000	455 102,200	6.5 14.3	226E
153.5 6.043	209.5 8.248	3.0 .120	3.0 .120	149.0 5.87	153.5 6.04	217.0 8.54	209.5 8.25	530 119,000	735 165,000	11 24.3	2226E
167.0 6.575	247.0 9.724	4.0 .160	4.0 .160	163.0 6.42	167.0 6.57	251.0 9.88	247.0 9.72	630 142,000	750 189,000	19 42	326E
167.0 6.575	247.0 9.724	4.0 .160	4.0 .160	163.0 6.42	167.0 6.57	251.0 9.88	247.0 9.72	935 210,000	1250 281,000	30 66	2326E
158.0 6.220	192.0 7.559	2.0 .080	2.0 .080	155.0 6.10	158.0 6.22	195.0 7.68	192.0 7.56	175 39,300	245 55,100	4 9	1028
157.0 6.181	191.0 7.520	2.0 .080	2.0 .080	154.0 6.06	157.0 6.18	194.0 7.64	191.0 7.52	315 71,000	490 110,000	5 11	2028E

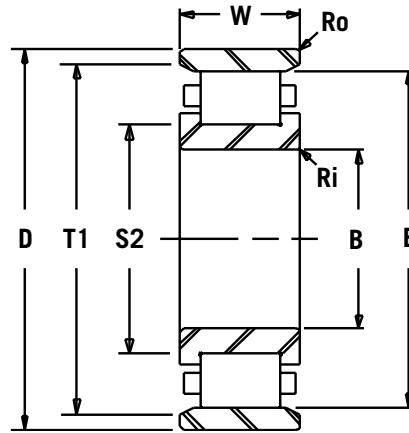


## AMERICAN ROLLER BEARINGS®

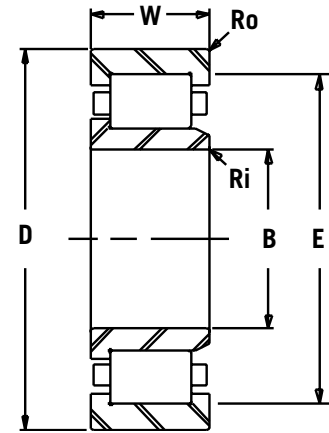
CYLINDRICAL  
ROLLER BEARINGS



TYPE NU



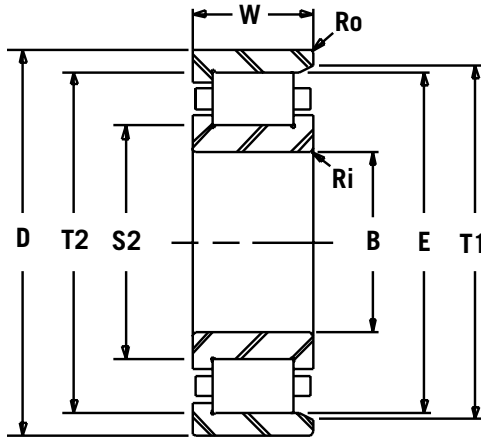
TYPE N



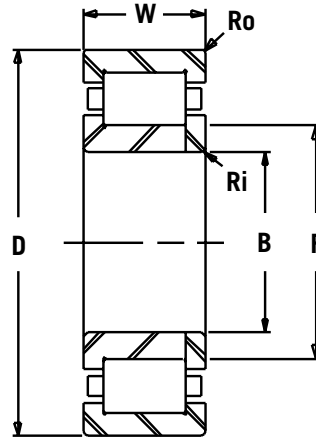
TYPE NJ

						BORE	O.D.	WIDTH
						B	D	W
						mm/IN	mm/IN	mm/IN
NU3028	N3028	NJ3028	NF3028	NUP3028	NP3028	140 5.5118	210 8.2677	53 2.0866
NU3128	N3128	NJ3128	NF3128	NUP3128	NP3128	140 5.5118	225 8.8583	68 2.6772
NU228E	N228E	NJ228E	NF228E	NUP228E	NP228E	140 5.5118	250 9.8425	42 1.6535
NU2228E	N2228E	NJ2228E	NF2228E	NUP2228E	NP2228E	140 5.5118	250 9.8425	68 2.6772
NU328E	N328E	NJ328E	NF328E	NUP328E	NP328E	140 5.5118	300 11.8110	62 2.4409
NU2328E	N2328E	NJ2328E	NF2328E	NUP2328E	NP2328E	140 5.5118	300 11.8110	102 4.0157
NU1030	N1030	NJ1030	NF1030	NUP1030	NP1030	150 5.9055	225 8.8583	35 1.3780
NU2030	N2030	NJ2030	NF2030	NUP2030	NP2030	150 5.9055	225 8.8583	45 1.7717
NU3030	N3030	NJ3030	NF3030	NUP3030	NP3030	150 5.9055	225 8.8583	56 2.2047
NU230E	N230E	NJ230E	NF230E	NUP230E	NP230E	150 5.9055	270 10.6299	45 1.7717
NU2230E	N2230E	NJ2230E	NF2230E	NUP2230E	NP2230E	150 5.9055	270 10.6299	73 2.8740
NU330E	N330E	NJ330E	NF330E	NUP330E	NP330E	150 5.9055	320 12.5984	65 2.5591
NU2330E	N2330E	NJ2330E	NF2330E	NUP2330E	NP2330E	150 5.9055	320 12.5984	108 4.2520
NU1032	N1032	NJ1032	NF1032	NUP1032	NP1032	160 6.2992	240 9.4488	38 1.4961
NU2032E	N2032E	NJ2032E	NF2032E	NUP2032E	NP2032E	160 6.2992	240 9.4488	48 1.8898
NU3032	N3032	NJ3032	NF3032	NUP3032	NP3032	160 6.2992	240 9.4488	60 2.3622
NU232E	N232E	NJ232E	NF232E	NUP232E	NP232E	160 6.2992	290 11.4173	48 1.8898
NU2232E	N2232E	NJ2232E	NF2232E	NUP2232E	NP2232E	160 6.2992	290 11.4173	80 3.1496

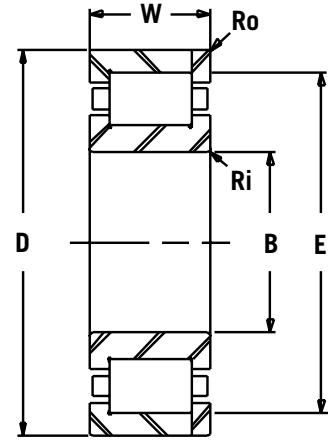
## AMERICAN ROLLER BEARINGS®



**TYPE NF**



**TYPE NUP**



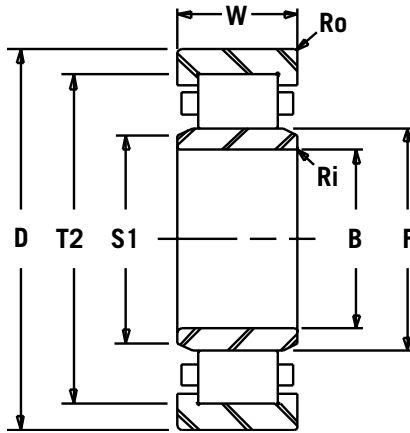
**TYPE NP**

CYLINDRICAL  
ROLLER BEARINGS

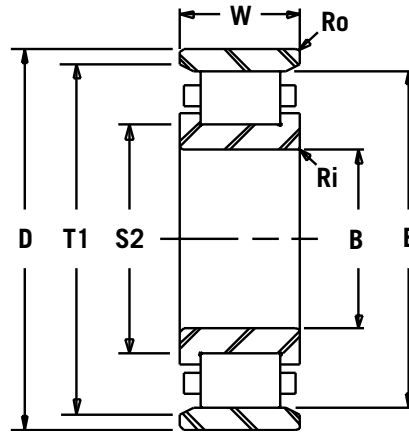
DIA. UNDER ROLLERS	DIA. OVER ROLLERS	MAX. FILLET RADIUS		SHOULDER DIAMETERS				DYNAMIC CAPACITY	STATIC CAPACITY	BEARING WEIGHT	BASIC BEARING NUMBER
				SHAFT		HOUSING					
F	E	Ri	Ro	S1	S2	T1	T2	C	Co	M	
mm/IN	mm/IN	mm/IN	mm/IN	mm/IN	mm/IN	mm/IN	mm/IN	kN/LBS	kN/LBS	kg/LBS	
157.0	195.0	2.0	2.0	153.0	157.0	199.0	195.0	390	655	7	3028
6.181	7.677	.080	.080	6.02	6.18	7.83	7.68	87,700	147,300	15.4	
161.5	207.5	2.1	2.1	157.0	161.5	212.0	207.5	510	835	10.6	3128
6.358	8.169	.083	.083	6.18	6.36	8.35	8.17	114,700	187,700	23.4	
169.0	221.0	3.0	3.0	166.0	169.0	225.0	221.0	390	510	8.5	228E
6.654	8.701	.120	.120	6.54	6.65	8.86	8.70	87,700	114,700	19	
169.0	221.0	3.0	3.0	166.0	169.0	225.0	221.0	570	830	13.5	2228E
6.654	8.701	.120	.120	6.54	6.65	8.86	8.70	128,100	186,600	30	
180.0	260.0	4.0	4.0	176.0	180.0	264.0	260.0	680	830	22.5	328E
7.087	10.236	.160	.160	6.93	7.09	10.39	10.24	152,900	186,600	50	
180.0	260.0	4.0	4.0	176.0	180.0	264.0	260.0	1050	1430	37	2328E
7.087	10.236	.160	.160	6.93	7.09	10.39	10.24	236,000	321,400	81.6	
169.5	205.5	2.1	2.1	167.0	169.5	210.0	205.5	195	275	5	1030
6.673	8.091	.083	.083	6.57	6.67	8.27	8.09	43,800	61,800	11	
168.5	206.5	2.1	2.1	166.0	168.5	211.0	206.5	350	550	6	2030
6.634	8.130	.083	.083	6.54	6.63	8.31	8.13	78,700	123,600	13	
169.5	208.5	2.1	2.1	167.0	169.5	210.0	205.5	410	710	9	3030
6.673	8.209	.083	.083	6.57	6.67	8.27	8.09	92,200	159,600	20	
182.0	242.0	3.0	3.0	178.0	182.0	248.0	242.0	445	600	10.5	230E
7.165	9.528	.120	.120	7.01	7.17	9.76	9.53	100,000	134,900	23	
182.0	242.0	3.0	3.0	177.0	182.0	249.0	242.0	630	930	19	2230E
7.165	9.528	.120	.120	6.97	7.17	9.80	9.53	141,600	209,100	42	
193.0	283.0	4.0	4.0	189.0	193.0	287.0	283.0	780	965	27.5	330E
7.598	11.142	.160	.160	7.44	7.60	11.30	11.14	175,400	216,900	60.6	
193.0	283.0	4.0	4.0	188.0	193.0	288.0	283.0	1200	1630	45	2330E
7.598	11.142	.160	.160	7.40	7.60	11.34	11.14	270,000	366,400	99	
180.0	220.0	2.1	2.1	177.0	180.0	223.0	220.0	230	325	6.0	1032
7.087	8.661	.083	.083	6.97	7.09	8.78	8.66	51,700	73,100	13	
180.0	223.0	2.1	2.1	177.0	180.0	226	223.0	420	670	8	2032E
7.087	8.780	.083	.083	6.97	7.09	8.90	8.78	94,400	150,600	17.6	
182.0	222.0	2.1	2.1	178.0	182.0	226.0	222.0	445	780	11	3032
7.165	8.740	.083	.083	7.01	7.17	8.90	8.74	100,000	175,400	24.3	
195.0	259.0	3.0	3.0	191.0	195.0	263.0	259.0	500	680	15	232E
7.677	10.197	.120	.120	7.52	7.68	10.35	10.20	112,400	153,000	33	
193.0	261.0	3.0	3.0	188.0	193.0	266.0	261.0	810	1200	24	2232E
7.598	10.276	.120	.120	7.40	7.60	10.47	10.28	182,000	270,000	53	

## AMERICAN ROLLER BEARINGS®

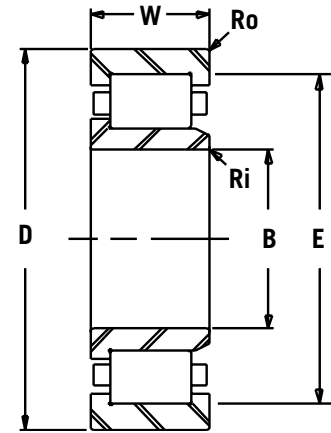
CYLINDRICAL  
ROLLER BEARINGS



TYPE NU



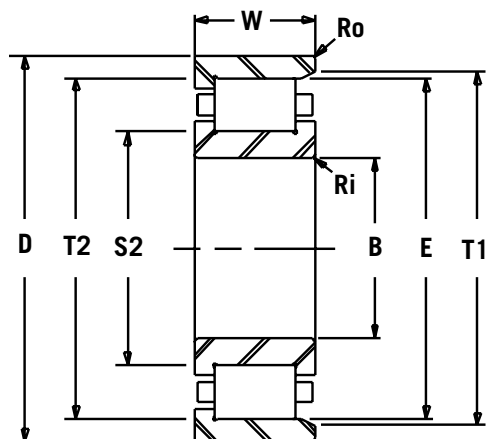
TYPE N



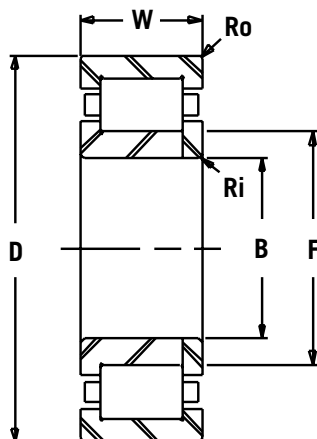
TYPE NJ

						BORE	O.D.	WIDTH
						B	D	W
						mm/IN	mm/IN	mm/IN
NU332E	N332E	NJ332E	NF332E	NUP332E	NP332E	160 6.2992	340 13.3858	68 2.6772
NU2332E	N2332E	NJ2332E	NF2332E	NUP2332E	NP2332E	160 6.2992	340 13.3858	114 4.4882
NU2934	N2934	NJ2934	NF2934	NUP2934	NP2934	170 6.6929	230 9.0551	36 1.4173
NU1034	N1034	NJ1034	NF1034	NUP1034	NP1034	170 6.6929	260 10.2362	42 1.6535
NU2034E	N2034E	NJ2034E	NF2034E	NUP2034E	NP2034E	170 6.6929	260 10.2362	54 2.1260
NU3034	N3034	NJ3034	NF3034	NUP3034	NP3034	170 6.6929	260 10.2362	67 2.6378
NU3134	N3134	NJ3134	NF3134	NUP3134	NP3134	170 6.6929	280 11.0236	88 3.4646
NU234E	N234E	NJ234E	NF234E	NUP234E	NP234E	170 6.6929	310 12.2047	52 2.0472
NU2234E	N2234E	NJ2234E	NF2234E	NUP2234E	NP2234E	170 6.6929	310 12.2047	86 3.3858
NU334	N334	NJ334	NF334	NUP334	NP334	170 6.6929	360 14.1732	72 2.8346
NU334E	N334E	NJ334E	NF334E	NUP334E	NP334E	170 6.6929	360 14.1732	72 2.8346
NU2334E	N2334E	NJ2334E	NF2334E	NUP2334E	NP2334E	170 6.6929	360 14.1732	120 4.7244
NU1936E	N1936E	NJ1936E	NF1936E	NUP1936E	NP1936E	180 7.0866	250 9.8425	33 1.2992
NU2936	N2936	NJ2936	NF2936	NUP2936	NP2936	180 7.0866	250 9.8425	42 1.6535
NU1036	N1036	NJ1036	NF1036	NUP1036	NP1036	180 7.0866	280 11.0236	46 1.8110
NU2036E	N2036E	NJ2036E	NF2036E	NUP2036E	NP2036E	180 7.0866	280 11.0236	60 2.3622
NU3036	N3036	NJ3036	NF3036	NUP3036	NP3036	180 7.0866	280 11.0236	74 2.9134

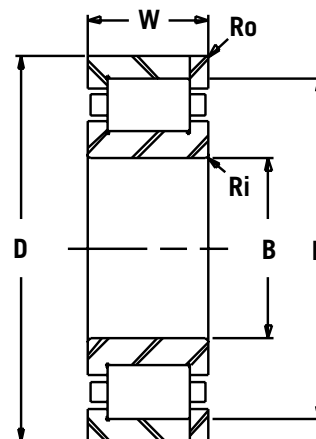
## AMERICAN ROLLER BEARINGS®



**TYPE NF**



**TYPE NUP**



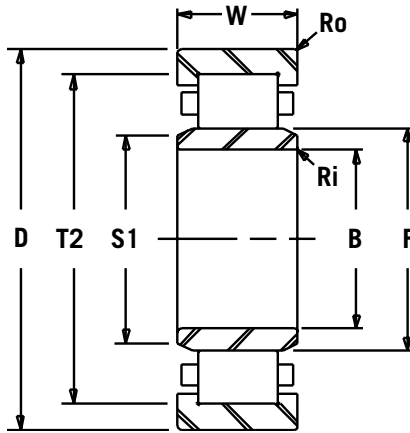
**TYPE NP**

CYLINDRICAL  
ROLLER BEARINGS

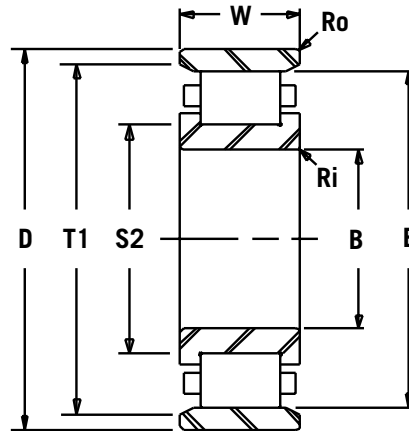
DIA. UNDER ROLLERS	DIA. OVER ROLLERS	MAX. FILLET RADIUS		SHOULDER DIAMETERS				DYNAMIC CAPACITY	STATIC CAPACITY	BEARING WEIGHT	BASIC BEARING NUMBER
				SHAFT		HOUSING					
F	E	Ri	Ro	S1	S2	T1	T2	C	Co	M	
mm/IN	mm/IN	mm/IN	mm/IN	mm/IN	mm/IN	mm/IN	mm/IN	kN/LBS	kN/LBS	kg/LBS	
204.0	300.0	4.0	4.0	200.0	204.0	304.0	300.0	880	1080	32.5	332E
8.031	11.811	.160	.160	7.87	8.03	11.97	11.81	198,000	243,000	71.6	
204.0	300.0	4.0	4.0	199.0	204.0	305.0	300.0	1320	1860	53	2332E
8.031	11.811	.160	.160	7.83	8.03	12.01	11.81	297,000	418,000	116.8	
185.0	215.0	2.0	2.0	182.0	185.0	218.0	215.0	210	360	5	2934
7.283	8.465	.080	.080	7.17	7.28	8.58	8.46	47,200	81,000	10.8	
193.0	241.0	2.1	2.1	190.0	193.0	244.0	241.0	275	400	8	1034
7.598	9.488	.083	.083	7.48	7.60	9.61	9.49	61,800	90,000	17.6	
191.0	241.0	2.1	2.1	187.0	191.0	245.0	241.0	475	735	11	2034E
7.520	9.488	.083	.083	7.36	7.52	9.65	9.49	106,800	165,200	24.3	
193.0	241.0	2.1	2.1	189.0	193.0	245.0	241.0	510	875	15	3034
7.598	9.488	.083	.083	7.44	7.60	9.65	9.49	114,700	196,700	32.8	
197.0	257.0	2.1	2.1	193.0	197.0	261.0	257.0	825	1380	22.6	3134
7.756	10.118	.083	.083	7.60	7.76	10.28	10.12	185,500	310,200	49.8	
207.0	279.0	3.0	3.0	203.0	207.0	283.0	279.0	615	815	19	234E
8.150	10.984	.120	.120	7.99	8.15	11.14	10.98	138,300	183,200	41.9	
205.0	281.0	3.0	3.0	200.0	205.0	286.0	281.0	970	1430	30	2234E
8.071	11.063	.120	.120	7.87	8.07	11.26	11.06	218,100	321,500	66.1	
220.0	310.0	4.0	4.0	214.0	220.0	314.0	310.0	810	1040	38.5	334
8.661	12.205	.160	.160	8.43	8.66	12.36	12.20	182,100	233,800	84.9	
218.0	318.0	4.0	4.0	212.0	218.0	324.0	318.0	950	1180	39	334E
8.583	12.520	.160	.160	8.35	8.58	12.76	12.52	213,600	265,300	86.0	
220.0	320.0	4.0	4.0	214.0	220.0	326.0	320.0	1610	2200	63	2334E
8.661	12.598	.160	.160	8.43	8.66	12.83	12.60	362,000	494,600	138.9	
198.0	232.0	2.0	2.0	194.0	198.0	236.0	232.0	245	390	6	1936E
7.795	9.134	.080	.080	7.64	7.80	9.29	9.13	55,100	87,700	13.2	
199.0	233.0	2.0	2.0	196.0	199.0	236.0	233.0	260	440	7	2936
7.835	9.173	.080	.080	7.72	7.83	9.29	9.17	58,500	99,000	15.4	
205.0	255.0	2.1	2.1	202.0	205.0	258.0	255.0	335	475	10.5	1036
8.071	10.039	.083	.083	7.95	8.07	10.16	10.04	75,300	106,800	23.1	
204.0	256.0	2.1	2.1	200.0	204.0	260.0	256.0	630	980	14	2036E
8.031	10.079	.083	.083	7.87	8.03	10.24	10.08	141,600	220,300	30.9	
206.0	258.0	2.1	2.1	202.0	206.0	262.0	258.0	695	1200	18	3036
8.110	10.157	.083	.083	7.95	8.11	10.31	10.16	156,200	289,800	39.7	

## AMERICAN ROLLER BEARINGS®

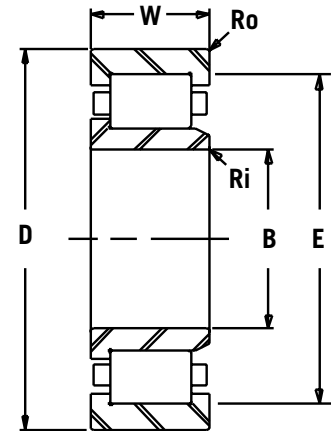
CYLINDRICAL  
ROLLER BEARINGS



TYPE NU



TYPE N

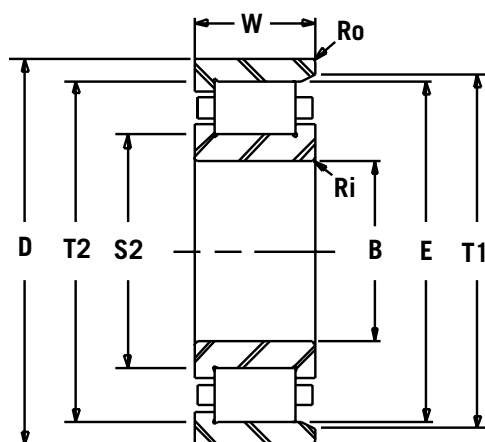


TYPE NJ

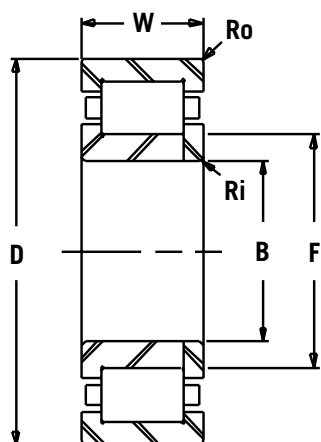
						BORE	O.D.	WIDTH
						B	D	W
						mm/IN	mm/IN	mm/IN
NU236	N236	NJ236	NF236	NUP236	NP236	180 7.0866	320 12.5984	52 2.0472
NU236E	N236E	NJ236E	NF236E	NUP236E	NP236E	180 7.0866	320 12.5984	52 2.0472
NU2236E	N2236E	NJ2236E	NF2236E	NUP2236E	NP2236E	180 7.0866	320 12.5984	86 3.3858
NU336	N336	NJ336	NF336	NUP336	NP336	180 7.0866	380 14.9606	75 2.9528
NU336E	N336E	NJ336E	NF336E	NUP336E	NP336E	180 7.0866	380 14.9606	75 2.9528
NU2336E	N2336E	NJ2336E	NF2336E	NUP2336E	NP2336E	180 7.0866	380 14.9606	126 4.9606
NU1938E	N1938E	NJ1938E	NF1938E	NUP1938E	NP1938E	190 7.4803	260 10.2362	33 1.2992
NU2938	N2938	NJ2938	NF2938	NUP2938	NP2938	190 7.4803	260 10.2362	42 1.6535
NU1038	N1038	NJ1038	NF1038	NUP1038	NP1038	190 7.4803	290 11.4173	46 1.8110
NU2038E	N2038E	NJ2038E	NF2038E	NUP2038E	NP2038E	190 7.4803	290 11.4173	60 2.3622
NU3038	N3038	NJ3038	NF3038	NUP3038	NP3038	190 7.4803	290 11.4173	75 2.9528
NU238E	N238E	NJ238E	NF238E	NUP238E	NP238E	190 7.4803	340 13.3858	55 2.1654
NU2238E	N2238E	NJ2238E	NF2238E	NUP2238E	NP2238E	190 7.4803	340 13.3858	92 3.6220
NU338E	N338E	NJ338E	NF338E	NUP338E	NP338E	190 7.4803	400 15.7480	78 3.0709
NU2338E	N2338E	NJ2338E	NF2338E	NUP2338E	NP2338E	190 7.4803	400 15.7480	132 5.1969
NU1840	N1840	NJ1840	NF1840	NUP1840	NP1840	200 7.8740	250 9.8425	24 0.9449
NU1940E	N1940E	NJ1940E	NF1940E	NUP1940E	NP1940E	200 7.8740	280 11.0236	38 1.4961



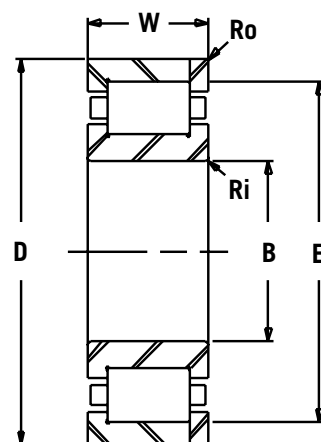
## AMERICAN ROLLER BEARINGS®



**TYPE NF**



**TYPE NUP**



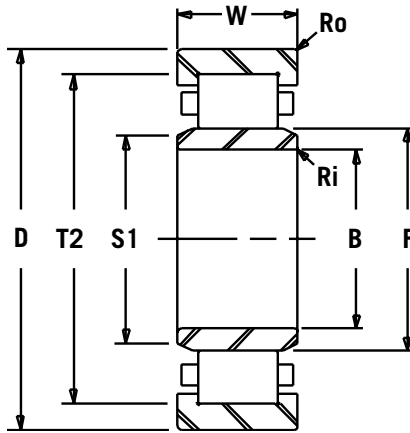
**TYPE NP**

CYLINDRICAL  
ROLLER BEARINGS

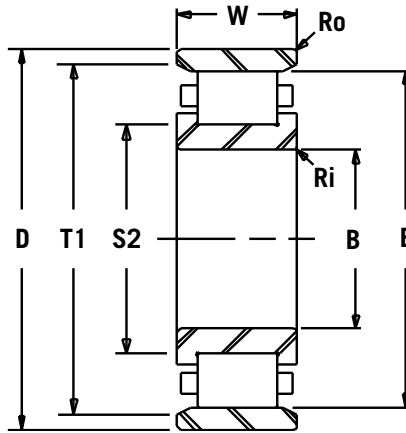
DIA. UNDER ROLLERS	DIA. OVER ROLLERS	MAX. FILLET RADIUS		SHOULDER DIAMETERS				DYNAMIC CAPACITY	STATIC CAPACITY	BEARING WEIGHT	BASIC BEARING NUMBER
		Ri	Ro	SHAFT		HOUSING					
F	E			S1	S2	T1	T2	C	Co	M	
mm/IN	mm/IN	mm/IN	mm/IN	mm/IN	mm/IN	mm/IN	mm/IN	kN/LBS	kN/LBS	kg/LBS	
218.0 8.583	288.0 11.339	4.0 .160	4.0 .160	214.0 8.43	218.0 8.58	292.0 11.50	288.0 11.34	555 124,800	840 188,800	19.5 43	236
217.0 8.543	289.0 11.378	4.0 .160	4.0 .160	213.0 8.39	217.0 8.54	293.0 11.54	289.0 11.38	630 141,600	850 191,100	10.5 23	236E
215.0 8.465	291.0 11.457	4.0 .160	4.0 .160	210.0 8.27	215.0 8.46	296.0 11.65	291.0 11.46	1010 227,100	1500 337,200	31.5 69.4	2236E
232.0 9.134	333.6 13.134	4.0 .160	4.0 .160	226.0 8.90	232.0 9.13	339.0 13.35	333.6 13.13	1080 242,800	1370 308,000	42.5 94	336
231.0 9.094	335.0 13.189	4.0 .160	4.0 .160	225.0 8.86	231.0 9.09	340.0 13.39	335.0 13.19	1080 242,800	1370 308,000	45 99	336E
231.0 9.094	335.0 13.189	4.0 .160	4.0 .160	223.0 8.78	231.0 9.09	343.0 13.50	335.0 13.19	1570 353,000	2280 512,500	72.5 160	2336E
207.5 8.169	245.5 9.665	2.0 .080	2.0 .080	204.0 8.03	207.5 8.17	249.0 9.80	245.5 9.67	250 56,200	400 90,000	6 13.2	1938E
209.0 8.228	243.0 9.567	2.0 .080	2.0 .080	206.0 8.11	209.0 8.23	246.0 9.69	243.0 9.57	265 59,600	455 102,200	7 15.4	2938
215.0 8.465	265.0 10.433	2.1 .083	2.1 .083	212.0 8.35	215.0 8.46	268.0 10.55	265.0 10.43	350 78,700	500 112,400	11 24.3	1038
214.0 8.425	266.0 10.472	2.1 .083	2.1 .083	210.0 8.27	214.0 8.43	270.0 10.63	266.0 10.47	645 145,000	1040 203,800	15 33.1	2038E
216.0 8.504	268.0 10.551	2.1 .083	2.1 .083	212.0 8.35	216.0 8.50	272.0 10.71	268.0 10.55	720 161,900	1250 281,000	19 42	3038
230.0 9.055	306.0 12.047	5.0 .200	5.0 .200	226.0 8.90	230.0 9.06	310.0 12.20	306.0 12.05	695 156,200	965 216,900	23.5 52	238E
228.0 8.976	308.0 12.126	5.0 .200	5.0 .200	222.0 8.74	228.0 8.98	314.0 12.36	308.0 12.13	1100 247,300	1660 373,200	39 86	2238E
245.0 9.646	345.0 13.583	5.0 .200	5.0 .200	240.0 9.45	245.0 9.65	350.0 13.78	345.0 13.58	1140 256,300	1500 337,200	50 110	338E
240.0 9.449	354.0 13.937	5.0 .200	5.0 .200	235.0 9.25	240.0 9.45	359.0 14.13	354.0 13.94	1830 411,400	2500 562,000	82.5 182	2338E
213.0 8.386	239.0 9.409	1.5 .060	1.5 .060	210.0 8.27	213.0 8.39	242.0 9.53	239.0 9.41	130 29,200	226 50,800	3 6.6	1840
221.0 8.701	262.0 10.315	2.0 .080	2.0 .080	216.0 8.50	221.0 8.70	267.0 10.51	262.0 10.31	265 59,600	405 91,000	7.5 16.5	1940E

## AMERICAN ROLLER BEARINGS®

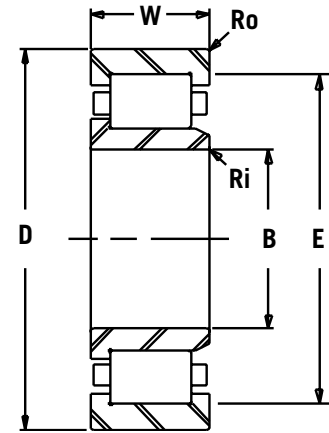
CYLINDRICAL  
ROLLER BEARINGS



TYPE NU



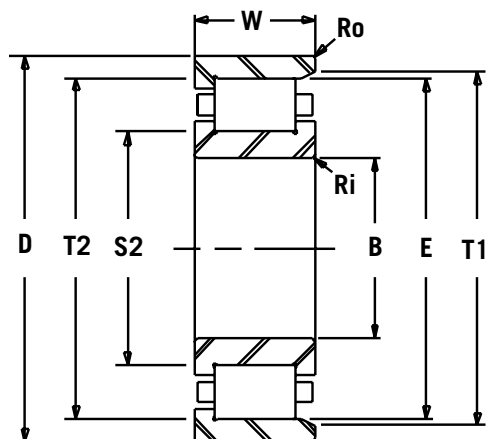
TYPE N



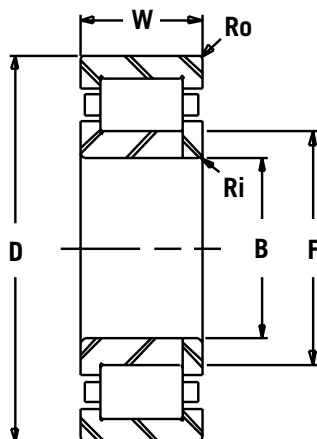
TYPE NJ

						BORE	O.D.	WIDTH
						B	D	W
						mm/IN	mm/IN	mm/IN
NU2940	N2940	NJ2940	NF2940	NUP2940	NP2940	200 7.8740	280 11.0236	48 1.8898
NU3940	N3940	NJ3940	NF3940	NUP3940	NP3940	200 7.8740	280 11.0236	60 2.3622
NU1040	N1040	NJ1040	NF1040	NUP1040	NP1040	200 7.8740	310 12.2047	51 2.0079
NU2040E	N2040E	NJ2040E	NF2040E	NUP2040E	NP2040E	200 7.8740	310 12.2047	66 2.5984
NU3040	N3040	NJ3040	NF3040	NUP3040	NP3040	200 7.8740	310 12.2047	82 3.2283
NU3140	N3140	NJ3140	NF3140	NUP3140	NP3140	200 7.8740	340 13.3858	112 4.4094
NU240E	N240E	NJ240E	NF240E	NUP240E	NP240E	200 7.8740	360 14.1732	58 2.2835
NU2240E	N2240E	NJ2240E	NF2240E	NUP2240E	NP2240E	200 7.8740	360 14.1732	98 3.8583
NU340E	N340E	NJ340E	NF340E	NUP340E	NP340E	200 7.8740	420 16.5354	80 3.1496
NU2340E	N2340E	NJ2340E	NF2340E	NUP2340E	NP2340E	200 7.8740	420 16.5354	138 5.4331
NU1844	N1844	NJ1844	NF1844	NUP1844	NP1844	220 8.6614	270 10.6299	24 0.9449
NU1944E	N1944E	NJ1944E	NF1944E	NUP1944E	NP1944E	220 8.6614	300 11.8110	38 1.4961
NU2944E	N2944E	NJ2944E	NF2944E	NUP2944E	NP2944E	220 8.6614	300 11.8110	48 1.8898
NU3944	N3944	NJ3944	NF3944	NUP3944	NP3944	220 8.6614	300 11.8110	60 2.3622
NU1044	N1044	NJ1044	NF1044	NUP1044	NP1044	220 8.6614	340 13.3858	56 2.2047
NU2044E	N2044E	NJ2044E	NF2044E	NUP2044E	NP2044E	220 8.6614	340 13.3858	72 2.8346
NU3044	N3044	NJ3044	NF3044	NUP3044	NP3044	220 8.6614	340 13.3858	90 3.5433
NU3144	N3144	NJ3144	NF3144	NUP3144	NP3144	220 8.6614	370 14.5669	120 4.7244

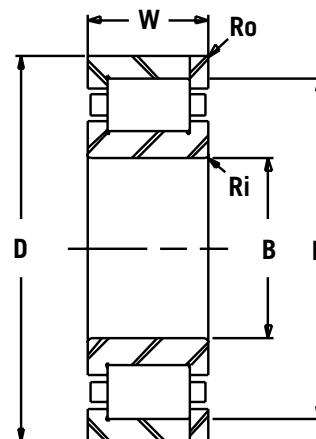
## AMERICAN ROLLER BEARINGS®



**TYPE NF**



**TYPE NUP**



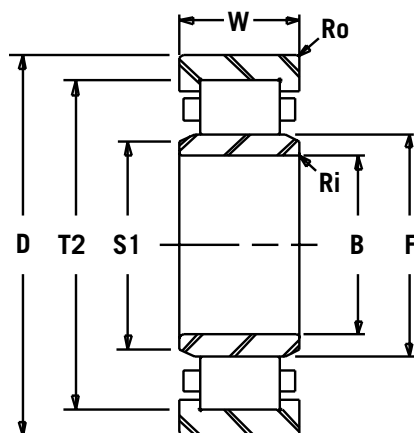
**TYPE NP**

CYLINDRICAL  
ROLLER BEARINGS

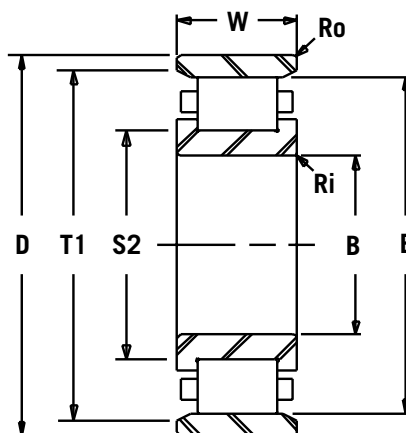
DIA. UNDER ROLLERS	DIA. OVER ROLLERS	MAX. FILLET RADIUS		SHOULDER DIAMETERS				DYNAMIC CAPACITY	STATIC CAPACITY	BEARING WEIGHT	BASIC BEARING NUMBER
				SHAFT		HOUSING					
F	E	Ri	Ro	S1	S2	T1	T2	C	Co	M	
mm/IN	mm/IN	mm/IN	mm/IN	mm/IN	mm/IN	mm/IN	mm/IN	kN/LBS	kN/LBS	kg/LBS	
222.0 8.740	260.0 10.236	2.1 .083	2.1 .083	219.0 8.62	222.0 8.74	225.0 8.86	260.0 10.24	330 74,200	585 131,500	9.5 21	2940
225.0 8.858	263.0 10.354	2.1 .083	2.1 .083	221.0 8.70	225.0 8.86	267.0 10.51	263.0 10.35	470 105,700	915 205,700	13.4 30	3940
229.0 9.016	281.0 11.063	3.0 .120	3.0 .120	225.0 8.86	229.0 9.02	284.0 11.18	281.0 11.06	380 85,400	570 128,100	14 31	1040
227.0 8.937	287.0 11.299	3.0 .120	3.0 .120	223.0 8.78	227.0 8.94	291.0 11.46	287.0 11.30	735 165,200	1220 274,300	19 42	2040E
229.0 9.016	285.0 11.220	3.0 .120	3.0 .120	226.0 8.90	229.0 9.02	288.0 11.34	285.0 11.22	790 177,600	1400 314,700	24 53	3040
235.0 9.252	311.0 12.244	3.0 .120	3.0 .120	231.0 9.09	235.0 9.25	315.0 12.40	311.0 12.24	1190 267,500	1900 427,100	42 92.6	3140
243.0 9.567	323.0 12.717	4.0 .160	4.0 .160	239.0 9.41	243.0 9.57	327.0 12.87	323.0 12.72	765 172,000	1060 238,300	28.5 63	240E
241.0 9.488	323.0 12.717	4.0 .160	4.0 .160	235.0 9.25	241.0 9.49	344.0 13.54	323.0 12.72	1230 276,500	1900 427,100	46 101.4	2240E
247.0 9.724	361.0 14.213	5.0 .200	5.0 0.200	241.0 9.49	247.0 9.72	367.0 14.45	361.0 14.21	1075 421,700	1325 297,900	56 123.5	340E
247.0 9.724	361.0 14.213	5.0 .200	5.0 0.200	241.0 9.49	247.0 9.72	367.0 14.45	361.0 14.21	2050 460,900	2850 663,200	96 211.6	2340E
232.0 9.134	258.0 10.157	1.5 .060	1.5 .060	229.0 9.02	232.0 9.13	261.0 10.28	258.0 10.16	130 29,200	240 54,000	3.3 7.3	1844
240.0 9.449	282.0 11.102	2.1 .083	2.1 .083	237.0 9.33	240.0 9.45	285.0 11.22	282.0 11.10	335 75,300	560 125,900	8.3 18.3	1944E
239.0 9.409	281.0 11.063	2.1 .083	2.1 .083	236.0 9.29	239.0 9.41	284.0 11.18	281.0 11.06	460 103,400	830 186,600	10 22	2944E
245.0 9.646	283.0 11.142	2.0 .080	2.0 .080	241.0 9.49	245.0 9.65	287.0 11.30	283.0 11.14	485 109,000	985 221,400	14.5 32	3944
250.0 9.843	310.0 12.205	3.0 .120	3.0 .120	246.0 9.69	250.0 9.84	314.0 12.36	310.0 12.20	495 111,300	735 165,200	19 42	1044
250.0 9.843	314.0 12.362	3.0 .120	3.0 .120	246.0 9.69	250.0 9.84	318.0 12.52	314.0 12.36	880 197,800	1460 328,200	25 55	2044E
252.0 9.921	312.0 12.283	3.0 .120	3.0 .120	248.0 9.76	252.0 9.92	316.0 12.44	312.0 12.28	935 210,200	1700 382,200	32 70.5	3044
258.0 10.157	338.0 13.307	4.0 .160	4.0 .160	251.0 9.88	258.0 10.16	345.0 13.58	338.0 13.31	1300 292,300	2120 476,600	53 117	3144

## AMERICAN ROLLER BEARINGS®

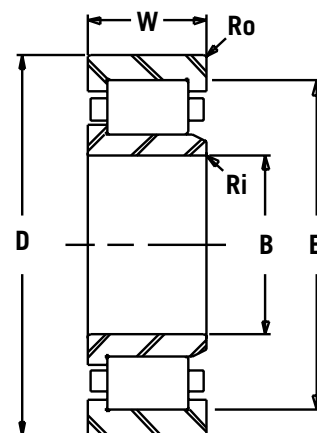
CYLINDRICAL  
ROLLER BEARINGS



TYPE NU



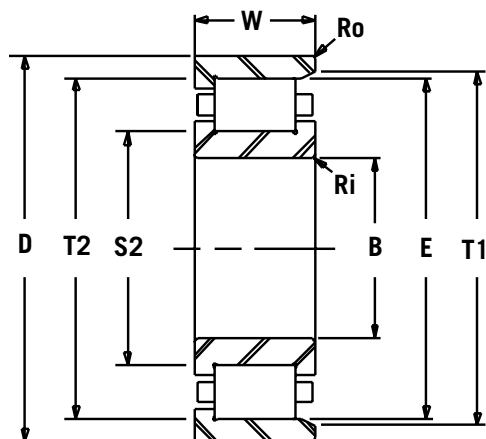
TYPE N



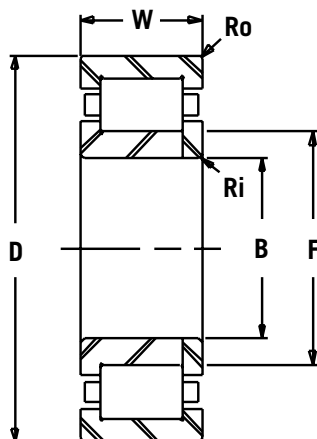
TYPE NJ

						BORE	O.D.	WIDTH
						B	D	W
						mm/IN	mm/IN	mm/IN
NU244	N244	NJ244	NF244	NUP244	NP244	220 8.6614	400 15.7480	65 2.5591
NU244E	N244E	NJ244E	NF244E	NUP244E	NP244E	220 8.6614	400 15.7480	65 2.5591
NU2244	N2244	NJ2244	NF2244	NUP2244	NP2244	220 8.6614	400 15.7480	108 4.2520
NU2244E	N2244E	NJ2244E	NF2244E	NUP2244E	NP2244E	220 8.6614	400 15.7480	108 4.2520
NU344	N344	NJ344	NF344	NUP344	NP344	220 8.6614	460 18.1102	88 3.4646
NU344E	N344E	NJ344E	NF344E	NUP344E	NP344E	220 8.6614	460 18.1102	88 3.4646
NU2344	N2344	NJ2344	NF2344	NUP2344	NP2344	220 8.6614	460 18.1102	145 5.7087
NU2344E	N2344E	NJ2344E	NF2344E	NUP2344E	NP2344E	220 8.6614	460 18.1102	145 5.7087
NU1848	N1848	NJ1848	NF1848	NUP1848	NP1848	240 9.4488	300 11.8110	28 1.1024
NU1948	N1948	NJ1948	NF1948	NUP1948	NP1948	240 9.4488	320 12.5984	38 1.4961
NU2948	N2948	NJ2948	NF2948	NUP2948	NP2948	240 9.4488	320 12.5984	48 1.8898
NU3948	N3948	NJ3948	NF3948	NUP3948	NP3948	240 9.4488	320 12.5984	60 2.3622
NU1048E	N1048E	NJ1048E	NF1048E	NUP1048E	NP1048E	240 9.4488	360 14.1732	56 2.2047
NU2048E	N2048E	NJ2048E	NF2048E	NUP2048E	NP2048E	240 9.4488	360 14.1732	72 2.8346
NU3048E	N3048E	NJ3048E	NF3048E	NUP3048E	NP3048E	240 9.4488	360 14.1732	92 3.6220
NU3148	N3148	NJ3148	NF3148	NUP3148	NP3148	240 9.4488	400 15.7480	128 5.0394
NU248	N248	NJ248	NF248	NUP248	NP248	240 9.4488	440 17.3228	72 2.8346

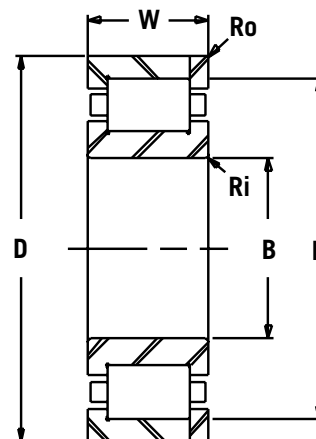
## AMERICAN ROLLER BEARINGS®



**TYPE NF**



**TYPE NUP**



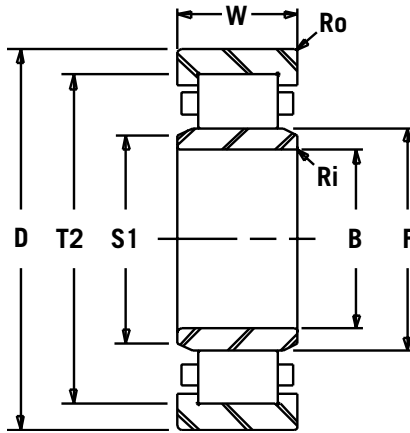
**TYPE NP**

CYLINDRICAL  
ROLLER BEARINGS

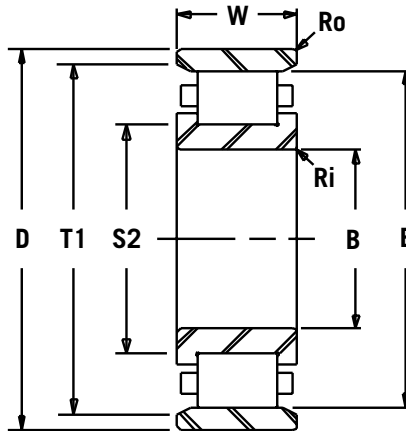
DIA. UNDER ROLLERS	DIA. OVER ROLLERS	MAX. FILLET RADIUS		SHOULDER DIAMETERS				DYNAMIC CAPACITY	STATIC CAPACITY	BEARING WEIGHT	BASIC BEARING NUMBER
		Ri	Ro	SHAFT		HOUSING					
F	E			S1	S2	T1	T2	C	Co	M	
mm/IN	mm/IN	mm/IN	mm/IN	mm/IN	mm/IN	mm/IN	mm/IN	kN/LBS	kN/LBS	kg/LBS	
270.0 10.630	350.0 13.780	4.0 .160	4.0 .160	263.0 10.35	270.0 10.63	357.0 14.06	350.0 13.78	765 171,900	1080 242,800	38.5 85	244
268.0 10.551	358.0 14.094	4.0 .160	4.0 .160	261.0 10.28	268.0 10.55	365.0 14.37	358.0 14.09	925 207,900	1245 279,900	38 84	244E
270.0 10.630	350.0 13.780	4.0 .160	4.0 .160	263.0 10.35	270.0 10.63	357.0 14.06	350.0 13.78	1480 332,700	2390 537,300	63 139	2244
259.0 10.197	367.0 14.449	4.0 .160	4.0 .160	255.0 10.04	259.0 10.20	371.0 14.61	367.0 14.45	1570 353,000	2280 512,600	62.5 138	2244E
284.0 11.181	296.0 11.654	5.0 .200	5.0 .200	277.0 10.91	284.0 11.18	303.0 11.93	296.0 11.65	1210 272,000	1630 366,400	72.5 160	344
282.0 11.102	406.0 15.984	5.0 .200	5.0 .200	275.0 10.83	282.0 11.10	413.0 16.26	406.0 15.98	1460 328,200	1900 427,100	72 159	344E
284.0 11.181	396.0 15.591	5.0 .200	5.0 .200	277.0 10.91	284.0 11.18	403.0 15.87	396.0 15.59	1790 402,400	2700 607,000	121 267	2344
277.0 10.906	405.0 15.945	5.0 .200	5.0 .200	268.0 10.55	277.0 10.91	414.0 16.30	405.0 15.94	2330 523,800	3250 730,600	120 264.6	2344E
255.0 10.039	287.0 11.299	2.0 .080	2.0 .080	252.0 9.92	255.0 10.04	290.0 11.42	287.0 11.30	195 43,800	350 78,700	5 11	1848
261.0 10.276	299.0 11.772	2.1 .083	2.1 .083	258.0 10.16	261.0 10.28	302.0 11.89	299.0 11.77	265 59,600	465 104,500	9 20	1948
261.0 10.276	299.0 11.772	2.1 .083	2.1 .083	258.0 10.16	261.0 10.28	302.0 11.89	299.0 11.77	360 80,900	670 150,600	11.5 25.4	2948
265.0 10.433	303.0 11.929	2.1 .083	2.1 .083	262.0 10.31	265.0 10.43	305.0 12.01	303.0 11.93	500 112,400	1050 236,000	16 34.6	3948
270.0 10.630	330.0 12.992	3.0 .120	3.0 .120	266.0 10.47	270.0 10.63	334.0 13.15	330.0 12.99	555 124,700	875 196,700	20 44	1048E
270.0 10.630	330.0 12.992	3.0 .120	3.0 .120	266.0 10.47	270.0 10.63	334.0 13.15	330.0 12.99	900 202,300	1560 350,700	26.5 58.4	2048E
270.0 10.630	334.0 13.150	3.0 .120	3.0 .120	266.0 10.47	270.0 10.63	338.0 13.31	334.0 13.15	1020 229,300	1860 418,100	35 77	3048E
275.0 10.827	365.0 14.370	3.0 .120	3.0 .120	268.0 10.55	275.0 10.83	372.0 14.65	365.0 14.37	1470 330,500	2450 550,800	65 143.3	3148
295.0 11.614	385.0 15.157	4.0 .160	4.0 .160	288.0 11.34	295.0 11.61	392.0 15.43	385.0 15.16	950 213,600	1370 308,000	51.5 113.5	248

## AMERICAN ROLLER BEARINGS®

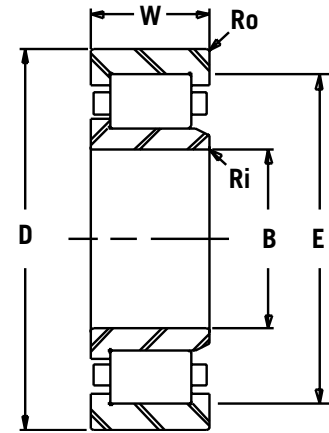
CYLINDRICAL  
ROLLER BEARINGS



TYPE NU



TYPE N

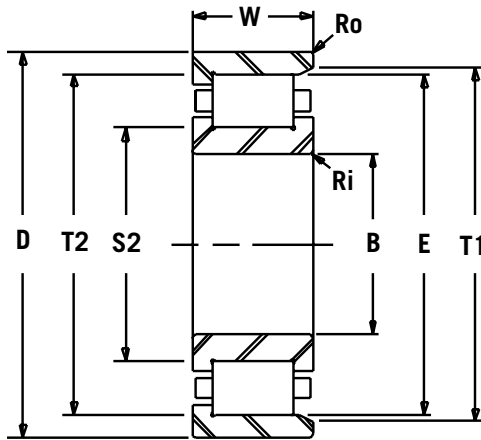


TYPE NJ

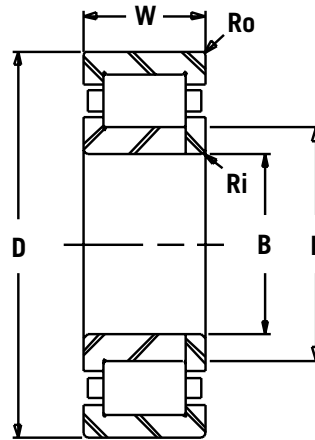
						BORE	O.D.	WIDTH
						B	D	W
						mm/IN	mm/IN	mm/IN
NU2248	N2248	NJ2248	NF2248	NUP2248	NP2248	240 9.4488	440 17.3228	120 4.7244
NU348	N348	NJ348	NF348	NUP348	NP348	240 9.4488	500 19.6850	95 3.7402
NU2348	N2348	NJ2348	NF2348	NUP2348	NP2348	240 9.4488	500 19.6850	155 6.1024
NU1852	N1852	NJ1852	NF1852	NUP1852	NP1852	260 10.2362	320 12.5984	28 1.1024
NU1952E	N1952E	NJ1952E	NF1952E	NUP1952E	NP1952E	260 10.2362	360 14.1732	46 1.8110
NU2952	N2952	NJ2952	NF2952	NUP2952	NP2952	260 10.2362	360 14.1732	60 2.3622
NU3952	N3952	NJ3952	NF3952	NUP3952	NP3952	260 10.2362	360 14.1732	75 2.9528
NU1052	N1052	NJ1052	NF1052	NUP1052	NP1052	260 10.2362	400 15.7480	65 2.5591
NU2052E	N2052E	NJ2052E	NF2052E	NUP2052E	NP2052E	260 10.2362	400 15.7480	82 3.2283
NU3052E	N3052E	NJ3052E	NF3052E	NUP3052E	NP3052E	260 10.2362	400 15.7480	104 4.0945
NU3152E	N3152E	NJ3152E	NF3152E	NUP3152E	NP3152E	260 10.2362	440 17.3228	144 5.6693
NU252	N252	NJ252	NF252	NUP252	NP252	260 10.2362	480 18.8976	80 3.1496
NU252E	N252E	NJ252E	NF252E	NUP252E	NP252E	260 10.2362	480 18.8976	80 3.1496
NU2252	N2252	NJ2252	NF2252	NUP2252	NP2252	260 10.2362	480 18.8976	130 5.1181
NU2252E	N2252E	NJ2252E	NF2252E	NUP2252E	NP2252E	260 10.2362	480 18.8976	130 5.1181
NU352E	N352E	NJ352E	NF352E	NUP352E	NP352E	260 10.2362	540 21.2598	102 4.0157
NU2352E	N2352E	NJ2352E	NF2352E	NUP2352E	NP2352E	260 10.2362	540 21.2598	165 6.4961
NU1856	N1856	NJ1856	NF1856	NUP1856	NP1856	280 11.0236	350 13.7795	33 1.2992



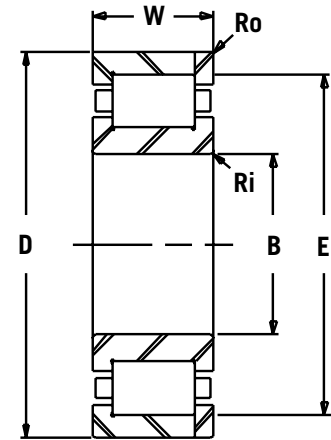
## AMERICAN ROLLER BEARINGS®



**TYPE NF**



**TYPE NUP**



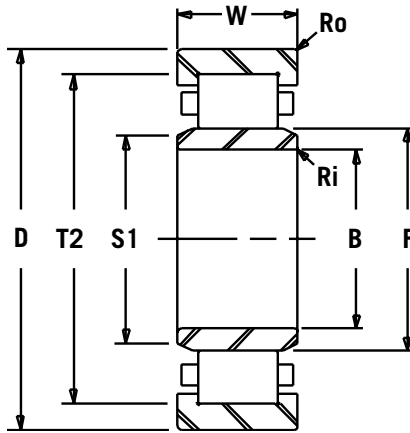
**TYPE NP**

CYLINDRICAL  
ROLLER BEARINGS

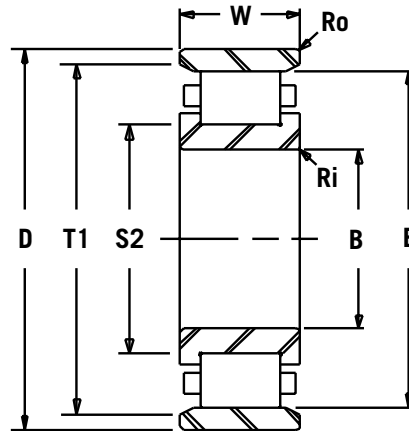
DIA. UNDER ROLLERS	DIA. OVER ROLLERS	MAX. FILLET RADIUS		SHOULDER DIAMETERS				DYNAMIC CAPACITY	STATIC CAPACITY	BEARING WEIGHT	BASIC BEARING NUMBER
				SHAFT		HOUSING					
F	E	Ri	Ro	S1	S2	T1	T2	C	Co	M	
mm/IN	mm/IN	mm/IN	mm/IN	mm/IN	mm/IN	mm/IN	mm/IN	kN/LBS	kN/LBS	kg/LBS	
295.0 11.614	385.0 15.157	4.0 .160	4.0 .160	288.0 11.34	295.0 11.61	392.0 15.43	385.0 15.16	1450 326,000	2360 530,600	84 185	2248
310.0 12.205	430.0 16.929	5.0 .200	5.0 .200	302.0 11.89	310.0 12.20	438.0 17.24	430.0 16.93	1450 326,000	2000 449,600	94.5 208.3	348
310.0 12.205	430.0 16.929	5.0 .200	5.0 .200	302.0 11.89	310.0 12.20	438.0 17.24	430.0 16.93	2120 476,600	3250 730,600	155 341.7	2348
275.0 10.827	307.0 12.087	2.0 .080	2.0 .080	272.0 10.71	275.0 10.83	310.0 12.20	307.0 12.09	200 45,000	370 83,200	5.5 12	1852
286.0 11.260	338.0 13.307	2.1 .083	2.1 .083	282.0 11.10	286.0 11.26	334.0 13.15	338.0 13.31	475 106,800	815 183,200	14.5 32	1952E
286.0 11.260	334.0 13.150	2.1 .083	2.1 .083	282.0 11.10	286.0 11.26	338.0 13.31	334.0 13.15	555 124,800	1055 237,200	19.7 43.4	2952
292.0 11.496	330.0 12.992	2.0 .080	2.0 .080	289.0 11.38	292.0 11.50	333.0 13.11	330.0 12.99	670 150,600	1575 354,100	27.3 60	3952
296.0 11.654	364.0 14.331	4.0 .160	4.0 .160	290.0 11.42	296.0 11.65	368.0 14.49	364.0 14.33	630 141,600	965 216,900	29.5 65	1052
294.0 11.575	370.0 14.567	4.0 .160	4.0 .160	290.0 11.42	294.0 11.57	374.0 14.72	370.0 14.57	1190 267,500	2080 467,600	39 86	2052E
294.0 11.575	370.0 14.567	4.0 .160	4.0 .160	290.0 11.42	294.0 11.57	374.0 14.72	370.0 14.57	1320 296,700	2360 530,600	48 106	3052E
298.5 11.752	402.5 15.846	3.0 .120	3.0 .120	293.0 11.54	298.5 11.75	408.0 16.06	402.5 15.85	2090 469,900	3450 775,600	98 216	3152E
320.0 12.598	420.0 16.535	5.0 .200	5.0 .200	313.0 12.32	320.0 12.60	427.0 16.81	420.0 16.54	1170 263,000	1700 382,200	68.5 151	252
317.0 12.480	429.0 16.890	5.0 .200	5.0 .200	313.0 12.32	317.0 12.48	436.0 17.17	429.0 16.89	1335 300,100	1890 424,900	68 150	252E
320.0 12.598	420.0 16.535	5.0 .200	5.0 .200	313.0 12.32	320.0 12.60	426 16.77	420.0 16.54	1790 402,400	3000 674,400	112 247	2252
313.0 12.323	433.0 17.047	5.0 .200	5.0 .200	306.0 12.05	313.0 12.32	440.0 17.32	433.0 17.05	1915 430,600	3335 749,700	111 244.7	2252E
337.0 13.268	477.0 18.780	6.0 .240	6.0 .240	330.0 12.99	337.0 13.27	484.0 19.06	477.0 18.78	1940 436,100	2700 607,000	120 264.6	352E
319.0 12.559	489.0 19.252	6.0 .240	6.0 .240	310.0 12.20	319.0 12.56	498.0 19.61	489.0 19.25	3190 171,100	4500 1,012,000	190 419	2352E
299.0 11.772	334.0 13.150	2.0 .080	2.0 .080	295.0 11.61	299.0 11.77	338.0 13.31	334.0 13.15	240 54,000	450 101,200	7.5 16.5	1856

## AMERICAN ROLLER BEARINGS®

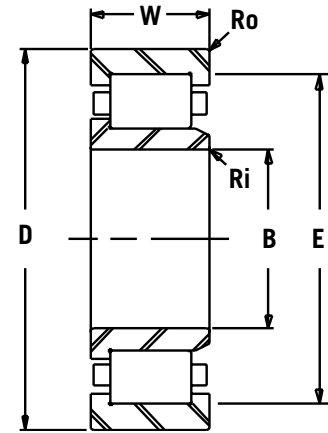
CYLINDRICAL  
ROLLER BEARINGS



TYPE NU



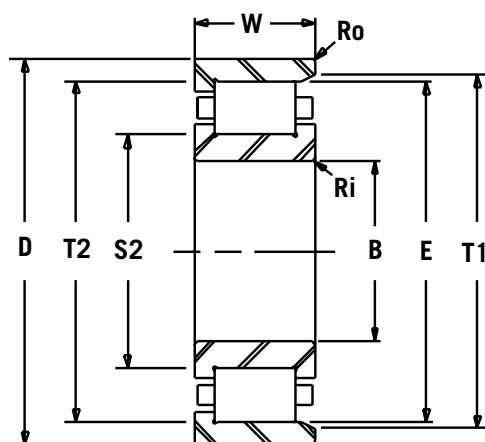
TYPE N



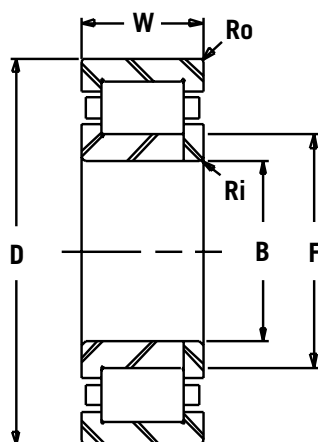
TYPE NJ

						BORE	O.D.	WIDTH
						B	D	W
						mm/IN	mm/IN	mm/IN
NU2856E	N2856E	NJ2856E	NF2856E	NUP2856E	NP2856E	280 11.0236	350 13.7795	42 1.6535
NU1956	N1956	NJ1956	NF1956	NUP1956	NP1956	280 11.0236	380 14.9606	46 1.8110
NU1956E	N1956E	NJ1956E	NF1956E	NUP1956E	NP1956E	280 11.0236	380 14.9606	46 1.8110
NU2956E	N2956E	NJ2956E	NF2956E	NUP2956E	NP2956E	280 11.0236	380 14.9606	60 2.3622
NU3956	N3956	NJ3956	NF3956	NUP3956	NP3956	280 11.0236	380 14.9606	75 2.9528
NU1056	N1056	NJ1056	NF1056	NUP1056	NP1056	280 11.0236	420 16.5354	65 2.5591
NU2056E	N2056E	NJ2056E	NF2056E	NUP2056E	NP2056E	280 11.0236	420 16.5354	82 3.2283
NU3056	N3056	NJ3056	NF3056	NUP3056	NP3056	280 11.0236	420 16.5354	106 4.1732
NU3156E	N3156E	NJ3156E	NF3156E	NUP3156E	NP3156E	280 11.0236	460 18.1102	146 5.7480
NU256	N256	NJ256	NF256	NUP256	NP256	280 11.0236	500 19.6850	80 3.1496
NU256E	N256E	NJ256E	NF256E	NUP256E	NP256E	280 11.0236	500 19.6850	80 3.1496
NU2256E	N2256E	NJ2256E	NF2256E	NUP2256E	NP2256E	280 11.0236	500 19.6850	130 5.1181
NU356E	N356E	NJ356E	NF356E	NUP356E	NP356E	280 11.0236	580 22.8346	108 4.2520
NU2356E	N2356E	NJ2356E	NF2356E	NUP2356E	NP2356E	280 11.0236	580 22.8346	175 6.8898
NU1860E	N1860E	NJ1860E	NF1860E	NUP1860E	NP1860E	300 11.8110	380 14.9606	38 1.4961
NU1960E	N1960E	NJ1960E	NF1960E	NUP1960E	NP1960E	300 11.8110	420 16.5354	56 2.2047
NU2960E	N2960E	NJ2960E	NF2960E	NUP2960E	NP2960E	300 11.8110	420 16.5354	72 2.8346

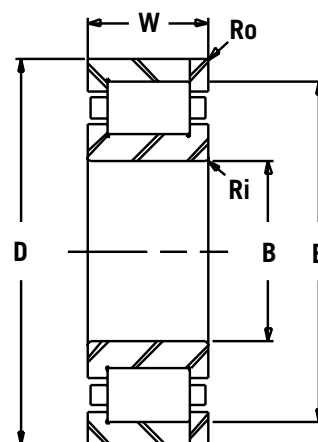
## AMERICAN ROLLER BEARINGS®



**TYPE NF**



**TYPE NUP**



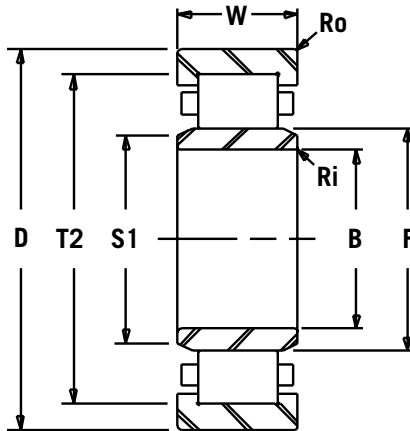
**TYPE NP**

CYLINDRICAL  
ROLLER BEARINGS

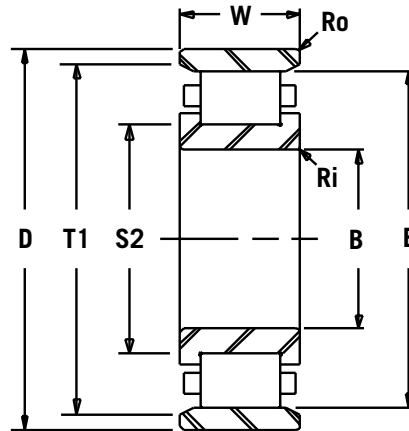
DIA. UNDER ROLLERS F	DIA. OVER ROLLERS E	MAX. FILLET RADIUS		SHOULDER DIAMETERS				DYNAMIC CAPACITY C	STATIC CAPACITY Co	BEARING WEIGHT M	BASIC BEARING NUMBER
		Ri	Ro	SHAFT		HOUSING					
mm/IN	mm/IN	mm/IN	mm/IN	S1	S2	T1	T2	kN/LBS	kN/LBS	kg/LBS	
298.0 11.732	335.0 13.189	2.0 .080	2.0 .080	294.0 11.57	298.0 11.73	339.0 13.35	335.0 13.19	370 83,200	750 168,600	9.3 20.5	2856E
306.0 12.047	356.0 14.016	2.1 .083	2.1 .083	300.0 11.81	306.0 12.05	362.0 14.25	356.0 14.02	450 101,200	780 175,400	18 40	1956
304.0 11.969	358.0 14.094	2.1 .083	2.1 .083	298.0 11.73	304.0 11.97	364.0 14.33	358.0 14.09	525 118,000	880 197,800	17 37.5	1956E
304.7 11.996	360.7 14.201	2.1 .083	2.1 .083	299.0 11.77	304.7 12.00	367.0 14.45	360.7 14.20	765 172,000	1400 314,700	20.5 45	2956E
312.0 12.283	350.0 13.780	2.0 .080	2.0 .080	306.0 12.05	312.0 12.28	356.0 14.02	350.0 13.78	690 155,100	1670 375,400	29 64	3956
316.0 12.441	384.0 15.118	4.0 .160	4.0 .160	311.0 12.24	316.0 12.44	389.0 15.31	384.0 15.12	660 148,400	1060 238,300	31.5 69.4	1056
314.0 12.362	390.0 15.354	4.0 .160	4.0 .160	310.0 12.20	314.0 12.36	394.0 15.51	390.0 15.35	1230 276,600	2160 485,600	40 88.2	2056E
316.0 12.441	386.0 15.197	4.0 .160	4.0 .160	310.0 12.20	316.0 12.44	392.0 15.43	386.0 15.20	1335 300,100	2550 573,300	52.4 115.5	3056
321.0 12.638	427.0 16.811	5.0 .200	5.0 .200	314.0 12.36	321.0 12.64	434.0 17.09	427.0 16.81	2290 514,800	3900 876,800	105 231.5	3156E
340.0 13.386	440.0 17.323	5.0 .200	5.0 .200	333.0 13.11	340.0 13.39	447.0 17.60	440.0 17.32	1140 256,300	1700 382,200	71.5 157.6	256
337.0 13.268	449.0 17.677	5.0 .200	5.0 .200	330.0 12.99	337.0 13.27	456.0 17.95	449.0 17.68	1400 314,700	2025 455,200	71 156.5	256E
327.0 12.874	453.0 17.835	5.0 .200	5.0 .200	320.0 12.60	327.0 12.87	456.0 17.95	453.0 17.83	2200 494,600	3250 730,600	115 253.5	2256E
362.0 14.252	512.0 20.157	6.0 .240	6.0 .240	344.0 13.54	362.0 14.25	520.0 20.47	512.0 20.16	2180 490,100	3025 680,100	146 321.4	356E
351.0 13.819	521.0 20.512	6.0 .240	6.0 .240	343.0 13.50	351.0 13.82	529.0 20.83	521.0 20.51	3360 755,400	5160 1,160,000	229 505	2356E
321.0 12.638	361.0 14.213	2.1 .083	2.1 .083	317.0 12.48	321.0 12.64	365.0 14.37	361.0 14.21	360 81,000	680 152,900	10.5 23	1860E
328.5 12.933	390.5 15.374	3.0 .120	3.0 .120	324.0 12.76	328.5 12.93	395.0 15.55	390.5 15.37	695 156,200	1140 256,300	24.5 54	1960E
326.5 12.854	390.5 15.374	3.0 .120	3.0 .120	323.0 12.72	326.5 12.85	394.0 15.51	390.5 15.37	990 222,600	1900 427,100	33 73	2960E

## AMERICAN ROLLER BEARINGS®

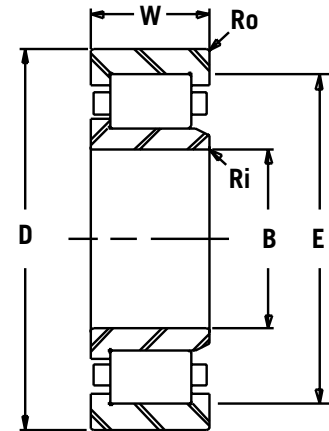
CYLINDRICAL  
ROLLER BEARINGS



TYPE NU



TYPE N

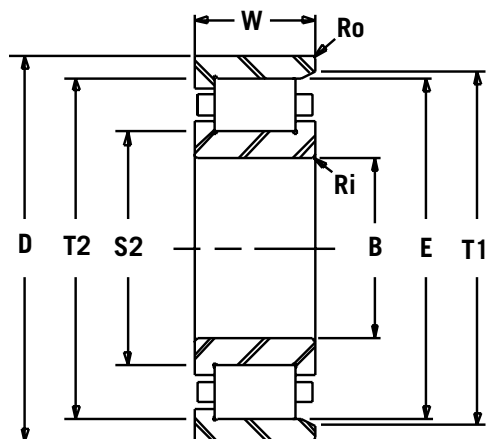


TYPE NJ

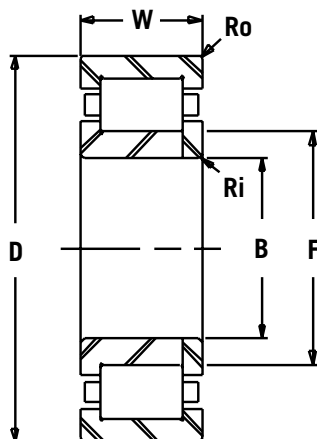
						BORE	O.D.	WIDTH
						B	D	W
						mm/IN	mm/IN	mm/IN
NU3960	N3960	NJ3960	NF3960	NUP3960	NP3960	300 11.8110	420 16.5354	90 3.5433
NU1060	N1060	NJ1060	NF1060	NUP1060	NP1060	300 11.8110	460 18.1102	74 2.9134
NU2060E	N2060E	NJ2060E	NF2060E	NUP2060E	NP2060E	300 11.8110	460 18.1102	95 3.7402
NU3060	N3060	NJ3060	NF3060	NUP3060	NP3060	300 11.8110	460 18.1102	118 4.6457
NU260E	N260E	NJ260E	NF260E	NUP260E	NP260E	300 11.8110	540 21.2598	85 3.3465
NU2260	N2260	NJ2260	NF2260	NUP2260	NP2260	300 11.8110	540 21.2598	140 5.5118
NU360	N360	NJ360	NF360	NUP360	NP360	300 11.8110	620 24.4094	109 4.2913
NU2360E	N2360E	NJ2360E	NF2360E	NUP2360E	NP2360E	300 11.8110	620 24.4094	185 7.2835
NU1864	N1864	NJ1864	NF1864	NUP1864	NP1864	320 12.5984	400 15.7480	38 1.4961
NU1964	N1964	NJ1964	NF1964	NUP1964	NP1964	320 12.5984	440 17.3228	56 2.2047
NU2964	N2964	NJ2964	NF2964	NUP2964	NP2964	320 12.5984	440 17.3228	72 2.8346
NU3964	N3964	NJ3964	NF3964	NUP3964	NP3964	320 12.5984	440 17.3228	90 3.5433
NU1064	N1064	NJ1064	NF1064	NUP1064	NP1064	320 12.5984	480 18.8976	74 2.9134
NU2064E	N2064E	NJ2064E	NF2064E	NUP2064E	NP2064E	320 12.5984	480 18.8976	95 3.7402
NU3064E	N3064E	NJ3064E	NF3064E	NUP3064E	NP3064E	320 12.5984	480 18.8976	121 4.7638
NU3164E	N3164E	NJ3164E	NF3164E	NUP3164E	NP3164E	320 12.5984	540 21.2598	176 6.9291
NU264E	N264E	NJ264E	NF264E	NUP264E	NP264E	320 12.5984	580 22.8346	92 3.6220
NU2264	N2264	NJ2264	NF2264	NUP2264	NP2264	320 12.5984	580 22.8346	150 5.9055

## AMERICAN ROLLER BEARINGS®

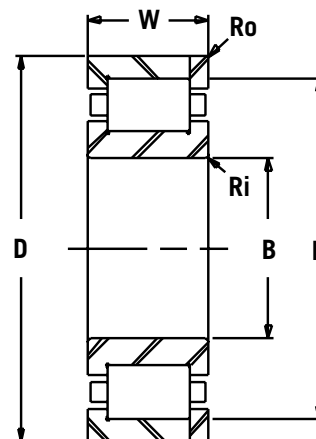
CYLINDRICAL  
ROLLER BEARINGS



**TYPE NF**



**TYPE NUP**

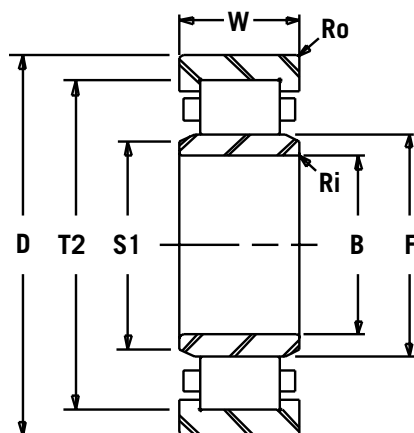


**TYPE NP**

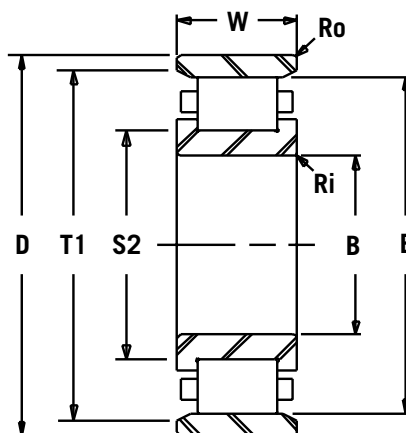
DIA. UNDER ROLLERS	DIA. OVER ROLLERS	MAX. FILLET RADIUS		SHOULDER DIAMETERS				DYNAMIC CAPACITY	STATIC CAPACITY	BEARING WEIGHT	BASIC BEARING NUMBER
				SHAFT		HOUSING					
F	E	Ri	Ro	S1	S2	T1	T2	C	Co	M	
mm/IN	mm/IN	mm/IN	mm/IN	mm/IN	mm/IN	mm/IN	mm/IN	kN/LBS	kN/LBS	kg/LBS	
339.0 13.346	383.0 15.079	2.5 .100	2.5 .100	335.0 13.19	339.0 13.35	387.0 15.24	383.0 15.08	960 215,800	2400 539,500	45.6 100.5	3960
340.0 13.386	420.0 16.535	4.0 .160	4.0 .160	335.0 13.19	340.0 13.39	425.0 16.73	420.0 16.54	860 193,300	1370 308,000	44 97	1060
341.0 13.425	425.0 16.732	4.0 .160	4.0 .160	336.0 13.23	341.0 13.43	430.0 16.93	425.0 16.73	1510 339,500	2750 618,200	59.5 131	2060E
341.0 13.425	425.0 16.732	4.0 .160	4.0 .160	335.0 13.19	341.0 13.43	431.0 16.97	425.0 16.73	1650 370,900	3050 685,700	74 163	3060
364.0 14.331	484.0 19.055	5.0 .200	5.0 .200	358.0 14.09	364.0 14.33	489.0 19.25	484.0 19.06	1600 359,700	2330 523,800	89.5 197.3	260E
355.0 13.976	495.0 19.488	5.0 .200	5.0 .200	347.0 13.66	355.0 13.98	503.0 19.80	495.0 19.49	1525 342,800	2360 530,600	145 319.7	2260
388.0 15.276	528.0 20.787	7.5 .300	7.5 .300	381.0 15.00	388.0 15.28	535.0 21.06	528.0 20.79	2070 465,400	3025 680,100	168 370	360
371.0 14.606	523.0 20.591	7.5 .300	7.5 .300	365.0 14.37	371.0 14.61	531.0 20.91	523.0 20.59	4020 903,700	5850 1,315,000	275 606	2360E
341.0 13.425	369.0 14.528	2.1 .083	2.1 .083	337.0 13.27	341.0 13.43	373.0 14.69	369.0 14.53	295 66,300	580 130,400	11 24.7	1864
350.0 13.780	408.0 16.063	3.0 .120	3.0 .120	346.0 13.62	350.0 13.78	412.0 16.22	408.0 16.06	630 141,600	1190 267,500	26 57	1964
352.0 13.858	408.0 16.063	3.0 .120	3.0 .120	346.0 13.62	352.0 13.86	412.0 16.22	408.0 16.06	880 197,800	1825 410,300	35 76.7	2964
359.0 14.134	417.0 16.417	3.0 .120	3.0 .120	352.0 13.86	359.0 14.13	424.0 16.69	417.0 16.42	960 215,800	2390 537,300	48 106	3964
360.0 14.173	440.0 17.323	4.0 .160	4.0 .160	355.0 13.98	360.0 14.17	445.0 17.52	440.0 17.32	880 197,800	1430 321,500	48.5 107	1064
360.0 14.173	450.0 17.717	4.0 .160	4.0 .160	356.0 14.02	360.0 14.17	454.0 17.87	450.0 17.72	1450 326,000	2650 595,700	62.5 138	2064E
351.3 13.831	455.3 17.925	4.0 .160	4.0 .160	347.0 13.66	351.3 13.83	460.0 18.11	455.3 17.93	1830 411,400	3200 719,400	80 176.4	3064E
368.0 14.488	496.0 19.528	5.0 .200	5.0 .200	360.0 14.17	368.0 14.49	504.0 19.84	496.0 19.53	3140 705,900	5400 1,214,000	166 365.5	3164E
392.0 15.433	520.0 20.472	5.0 .200	5.0 .200	384.0 15.12	392.0 15.43	528.0 20.79	520.0 20.47	1830 411,400	2170 487,800	112.6 248	264E
390.0 15.354	510.0 20.079	5.0 .200	5.0 .200	377.0 14.84	390.0 15.35	522.0 20.55	510 20.08	2380 535,000	4000 899,200	181.4 400	2264

## AMERICAN ROLLER BEARINGS®

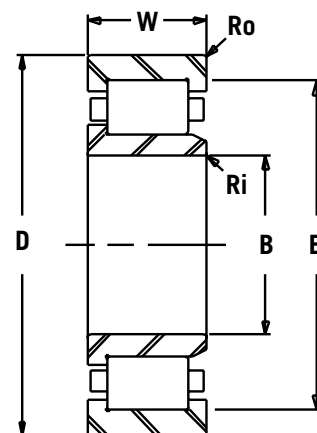
CYLINDRICAL  
ROLLER BEARINGS



TYPE NU



TYPE N

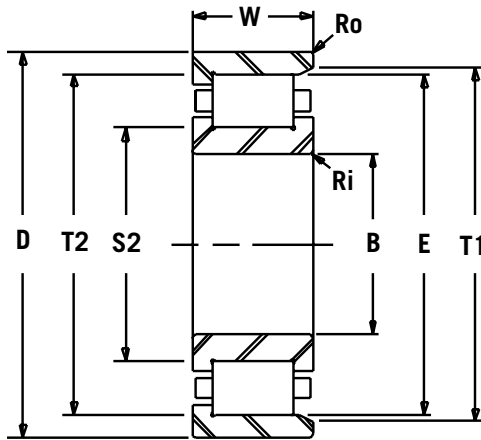


TYPE NJ

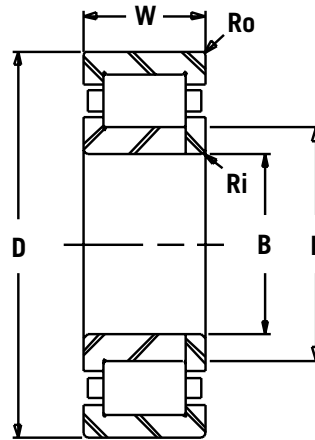
						BORE	O.D.	WIDTH
						B	D	W
						mm/IN	mm/IN	mm/IN
NU2264E	N2264E	NJ2264E	NF2264E	NUP2264E	NP2264E	320 12.5984	580 22.8346	150 5.9055
NU364	N364	NJ364	NF364	NUP364	NP364	320 12.5984	670 26.3780	112 4.4094
NU2364	N2364	NJ2364	NF2364	NUP2364	NP2364	320 12.5984	670 26.3780	200 7.8740
NU1868	N1868	NJ1868	NF1868	NUP1868	NP1868	340 13.3858	420 16.5354	38 1.4961
NU1968E	N1968E	NJ1968E	NF1968E	NUP1968E	NP1968E	340 13.3858	460 18.1102	56 2.2047
NU2968E	N2968E	NJ2968E	NF2968E	NUP2968E	NP2968E	340 13.3858	460 18.1102	72 2.8346
NU3968	N3968	NJ3968	NF3968	NUP3968	NP3968	340 13.3858	460 18.1102	90 3.5433
NU1068	N1068	NJ1068	NF1068	NUP1068	NP1068	340 13.3858	520 20.4724	82 3.2283
NU2068E	N2068E	NJ2068E	NF2068E	NUP2068E	NP2068E	340 13.3858	520 20.4724	106 4.1732
NU3068	N3068	NJ3068	NF3068	NUP3068	NP3068	340 13.3858	520 20.4724	133 5.2362
NU3168E	N3168E	NJ3168E	NF3168E	NUP3168E	NP3168E	340 13.3858	580 22.8346	190 7.4803
NU268	N268	NJ268	NF268	NUP268	NP268	340 13.3858	620 24.4094	92 3.6220
NU2268	N2268	NJ2268	NF2268	NUP2268	NP2268	340 13.3858	620 24.4094	165 6.4961
NU368	N368	NJ368	NF368	NUP368	NP368	340 13.3858	710 27.9528	118 4.6457
NU2368	N2368	NJ2368	NF2368	NUP2368	NP2368	340 13.3858	710 27.9528	212 8.3465
NU1872	N1872	NJ1872	NF1872	NUP1872	NP1872	360 14.1732	440 17.3228	38 1.4961
NU1972	N1972	NJ1972	NF1972	NUP1972	NP1972	360 14.1732	480 18.8976	56 2.2047



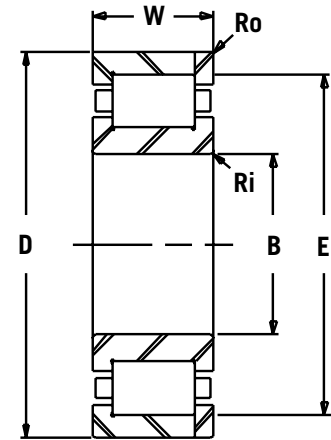
## AMERICAN ROLLER BEARINGS®



**TYPE NF**



**TYPE NUP**



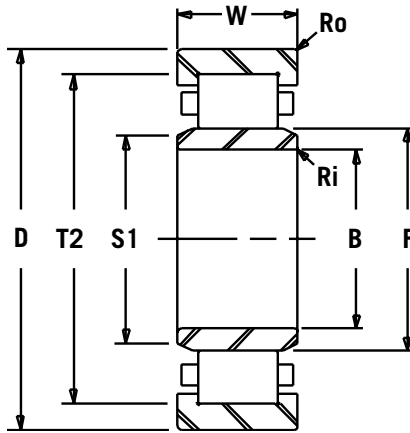
**TYPE NP**

CYLINDRICAL  
ROLLER BEARINGS

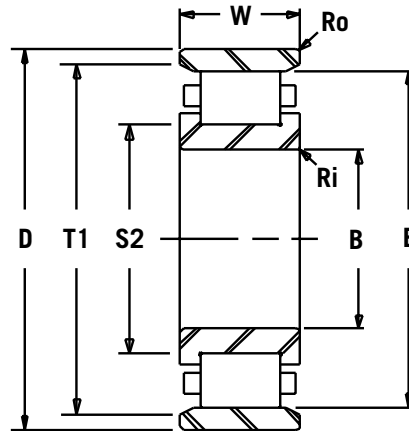
DIA. UNDER ROLLERS	DIA. OVER ROLLERS	MAX. FILLET RADIUS		SHOULDER DIAMETERS				DYNAMIC CAPACITY	STATIC CAPACITY	BEARING WEIGHT	BASIC BEARING NUMBER
		Ri	Ro	SHAFT		HOUSING					
F	E			S1	S2	T1	T2	C	Co	M	
mm/IN	mm/IN	mm/IN	mm/IN	mm/IN	mm/IN	mm/IN	mm/IN	kN/LBS	kN/LBS	kg/LBS	
380.0 14.961	530.0 20.866	5.0 .200	5.0 .200	370.0 14.57	380.0 14.96	540.0 21.26	530.0 20.87	3160 710,400	4895 1,100,000	180.7 398.4	2264E
420.0 16.535	572.0 22.520	7.5 .300	7.5 .300	410.0 16.14	420.0 16.54	582.0 22.91	572.0 22.52	2315 520,400	3390 762,100	203 447.5	364
420.0 16.535	572.0 22.520	7.5 .300	7.5 .300	408.0 16.06	420.0 16.54	584.0 22.99	572.0 22.52	4310 968,900	7070 1,589,000	350 771	2364
361.5 14.232	399.5 15.728	2.1 .083	2.1 .083	357.0 14.06	361.5 14.23	404.0 15.91	399.5 15.73	300 67,400	590 132,600	12 26	1868
370.0 14.567	434.0 17.087	3.0 .120	3.0 .120	365.0 14.37	370.0 14.57	440.0 17.32	434.0 17.09	680 152,900	1200 269,800	28 61.7	1968E
367.0 14.449	429.0 16.890	3.0 .120	3.0 .120	362.0 14.25	367.0 14.45	434.0 17.09	429.0 16.89	1020 229,300	2040 458,600	37 81.6	2968E
379.0 14.921	423.0 16.654	3.0 .120	3.0 .120	373.0 14.69	379.0 14.92	429.0 16.89	423.0 16.65	985 221,400	2525 567,600	50.6 111.6	3968
385.0 15.157	475.0 18.701	5.0 .200	5.0 .200	380.0 14.96	385.0 15.16	480.0 18.90	475.0 18.70	1080 242,800	1760 395,700	68 150	1068
385.0 15.157	478.0 18.819	5.0 .200	5.0 .200	380.0 14.96	385.0 15.16	483.0 19.02	478.0 18.82	1680 377,700	2970 667,700	85 187	2068E
385.0 15.157	475.0 18.701	5.0 .200	5.0 .200	380.0 14.96	385.0 15.16	480.0 18.90	475.0 18.70	2200 494,600	4150 933,000	106 233.7	3068
399.0 15.709	526.0 20.709	5.0 .200	5.0 .200	388.0 15.28	399.0 15.71	535.0 21.06	526.0 20.71	3190 717,100	5700 1,281,000	210 463	3168E
420.0 16.535	548.0 21.575	6.0 .240	6.0 .240	408.0 16.06	420.0 16.54	560.0 22.05	548.0 21.57	1725 387,800	2600 584,500	129 284.6	268
416.0 16.378	543.0 21.378	6.0 .240	6.0 .240	401.0 15.79	416.0 16.38	558.0 21.97	543.0 21.38	2640 593,500	4500 1,012,000	220 485	2268
445.0 17.520	595.0 23.425	7.5 .300	7.5 .300	435.0 17.13	445.0 17.52	605.0 23.82	595.0 23.43	2405 540,700	3620 813,900	240 528.7	368
445.0 17.520	595.0 23.425	7.5 .300	7.5 .300	435.0 17.13	445.0 17.52	605.0 23.82	595.0 23.43	4550 1,023,000	8205 1,845,000	415 916	2368
381.5 15.020	419.5 16.516	2.1 .083	2.1 .083	377.0 14.84	381.5 15.02	424.0 16.69	419.5 16.52	305 68,600	620 139,400	12.4 27.3	1872
387.5 15.256	446.0 17.559	3.0 .120	3.0 .120	382.0 15.04	387.5 15.26	451.0 17.76	446.0 17.56	735 165,200	1340 301,200	30 66	1972

## AMERICAN ROLLER BEARINGS®

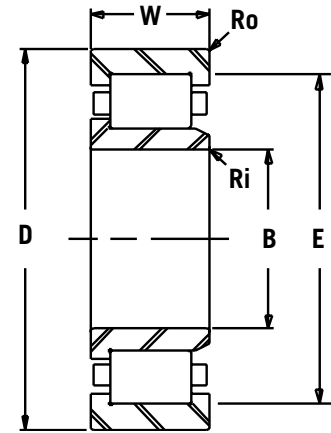
CYLINDRICAL  
ROLLER BEARINGS



TYPE NU



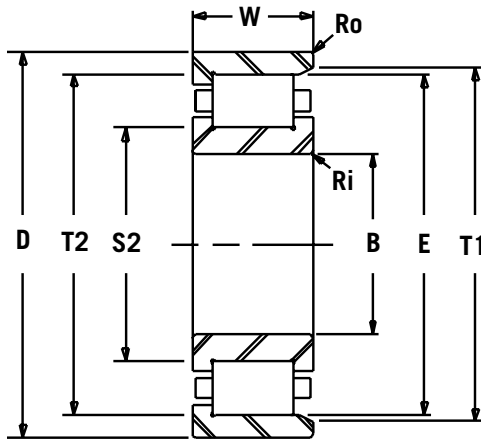
TYPE N



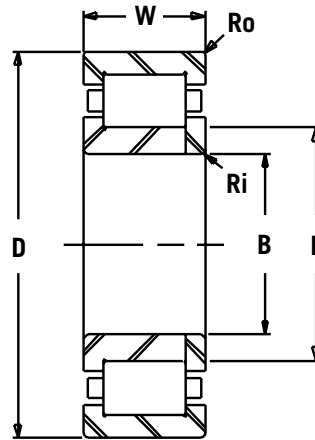
TYPE NJ

						BORE	O.D.	WIDTH
						B	D	W
						mm/IN	mm/IN	mm/IN
NU3972	N3972	NJ3972	NF3972	NUP3972	NP3972	360 14.1732	480 18.8976	90 3.5433
NU1072	N1072	NJ1072	NF1072	NUP1072	NP1072	360 14.1732	540 21.2598	82 3.2283
NU2072E	N2072E	NJ2072E	NF2072E	NUP2072E	NP2072E	360 14.1732	540 21.2598	106 4.1732
NU3072	N3072	NJ3072	NF3072	NUP3072	NP3072	360 14.1732	540 21.2598	134 5.2756
NU3172E	N3172E	NJ3172E	NF3172E	NUP3172E	NP3172E	360 14.1732	600 23.6220	192 7.5591
NU272	N272	NJ272	NF272	NUP272	NP272	360 14.1732	650 25.5906	95 3.7402
NU2272	N2272	NJ2272	NF2272	NUP2272	NP2272	360 14.1732	650 25.5906	170 6.6929
NU372	N372	NJ372	NF372	NUP372	NP372	360 14.1732	750 29.5276	125 4.9213
NU2372	N2372	NJ2372	NF2372	NUP2372	NP2372	360 14.1732	750 29.5276	224 8.8189
NU1876E	N1876E	NJ1876E	NF1876E	NUP1876E	NP1876E	380 14.9606	480 18.8976	46 1.8110
NU1976	N1976	NJ1976	NF1976	NUP1976	NP1976	380 14.9606	520 20.4724	65 2.5591
NU3976	N3976	NJ3976	NF3976	NUP3976	NP3976	380 14.9606	520 20.4724	106 4.1732
NU1076	N1076	NJ1076	NF1076	NUP1076	NP1076	380 14.9606	560 22.0472	82 3.2283
NU2076E	N2076E	NJ2076E	NF2076E	NUP2076E	NP2076E	380 14.9606	560 22.0472	106 4.1732
NU3076E	N3076E	NJ3076E	NF3076E	NUP3076E	NP3076E	380 14.9606	560 22.0472	135 5.3150
NU3176	N3176	NJ3176	NF3176	NUP3176	NP3176	380 14.9606	620 24.4094	194 7.6378
NU276	N276	NJ276	NF276	NUP276	NP276	380 14.9606	680 26.7717	95 3.7402
NU2276	N2276	NJ2276	NF2276	NUP2276	NP2276	380 14.9606	680 26.7717	175 6.8898

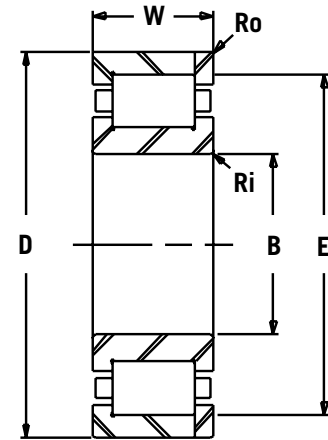
## AMERICAN ROLLER BEARINGS®



**TYPE NF**



**TYPE NUP**

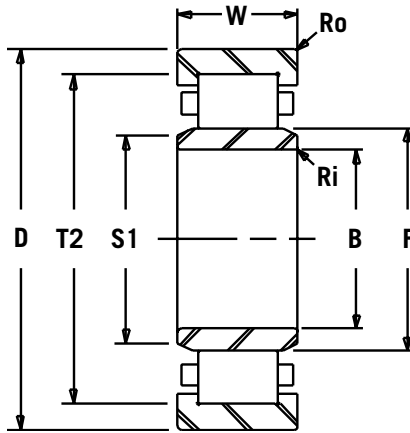


**TYPE NP**

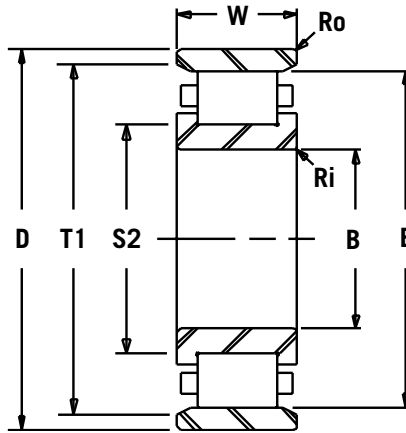
DIA. UNDER ROLLERS	DIA. OVER ROLLERS	MAX. FILLET RADIUS		SHOULDER DIAMETERS				DYNAMIC CAPACITY	STATIC CAPACITY	BEARING WEIGHT	BASIC BEARING NUMBER
		Ri	Ro	SHAFT		HOUSING					
F	E	Ri	Ro	S1	S2	T1	T2	C	Co	M	
mm/IN	mm/IN	mm/IN	mm/IN	mm/IN	mm/IN	mm/IN	mm/IN	kN/LBS	kN/LBS	kg/LBS	
399.0 15.709	443.0 17.441	3.0 .120	3.0 .120	372.0 14.65	399.0 15.71	450.0 17.72	443.0 17.44	1010 227,100	2660 598,000	53 117.3	3972
405.0 15.945	495.0 19.488	5.0 .200	5.0 .200	400.0 15.75	405.0 15.94	500.0 19.69	495.0 19.49	1100 247,300	1830 411,400	68 150	1072
405.0 15.945	501.0 19.724	5.0 .200	5.0 .200	399.0 15.71	405.0 15.94	507.0 19.96	501.0 19.72	1940 436,100	3600 809,300	89 196	2072E
405.0 15.945	493.0 19.409	5.0 .200	5.0 .200	398.0 15.67	405.0 15.94	500.0 19.69	493.0 19.41	2095 471,000	4190 942,000	112 247.4	3072
420.0 16.535	548.0 21.575	5.0 .200	5.0 .200	407.0 16.02	420.0 16.54	561.0 22.09	548.0 21.57	3410 76,660	5700 1,281,000	225 496	3172E
441.0 17.362	569.0 22.402	6.0 .240	6.0 .240	433.0 17.05	441.0 17.36	577.0 22.72	569.0 22.40	1785 401,300	2750 618,200	150 330.7	272
441.0 17.362	569.0 22.402	6.0 .240	6.0 .240	433.0 17.05	441.0 17.36	577.0 22.72	569.0 22.40	3295 740,700	6050 1,360,000	250 551	2272
470.0 18.504	648.0 25.512	7.5 .300	7.5 .300	458.0 18.03	470.0 18.50	660.0 25.98	648.0 25.51	2630 591,300	3800 854,300	283 624	372
470.0 18.504	648.0 25.512	7.5 .300	7.5 .300	458.0 18.03	470.0 18.50	660.0 25.98	648.0 25.51	5200 1,170,000	8300 1,866,000	510 1124	2372
406.0 15.984	456.0 17.953	2.1 .083	2.1 .083	401.0 15.79	406.0 15.98	461.0 18.15	456.0 17.95	540 121,400	1060 238,300	20 44	1876E
416.0 16.378	486.0 19.134	4.0 .160	4.0 .160	411.0 16.18	416.0 16.38	491.0 19.33	486.0 19.13	800 179,800	1460 328,200	43 94.6	1976
426.0 16.772	490.0 19.291	4.0 .160	4.0 .160	419.0 16.50	426.0 16.77	497.0 19.57	490.0 19.29	1595 358,600	3795 853,200	78.3 172.6	3976
425.0 16.732	515.0 20.276	5.0 .200	5.0 .200	420.0 16.54	425.0 16.73	520.0 20.47	515.0 20.28	1140 256,300	1930 433,900	71 156.5	1076
425.0 16.732	525.0 20.669	5.0 .200	5.0 .200	417.0 16.42	425.0 16.73	528.0 20.79	525.0 20.67	1980 445,100	3750 843,000	93 205	2076E
425.0 16.732	525.0 20.669	5.0 .200	5.0 .200	417.0 16.42	425.0 16.73	528.0 20.79	525.0 20.67	2380 535,000	4750 1,068,000	115 253.5	3076E
425.0 16.732	553.0 21.772	5.0 .200	5.0 .200	413.0 16.26	425.0 16.73	565.0 22.24	553.0 21.77	4100 921,700	7960 1,789,000	238 524	3176
466.0 18.346	594.0 23.386	6.0 .240	6.0 .240	457.0 17.99	466.0 18.35	601.0 23.66	594.0 23.39	1800 404,700	2820 634,000	163.8 361	276
466.0 18.346	594.0 23.386	6.0 .240	6.0 .240	457.0 17.99	466.0 18.35	601.0 23.66	594.0 23.39	3490 784,600	6620 1,488,000	275 606	2276

## AMERICAN ROLLER BEARINGS®

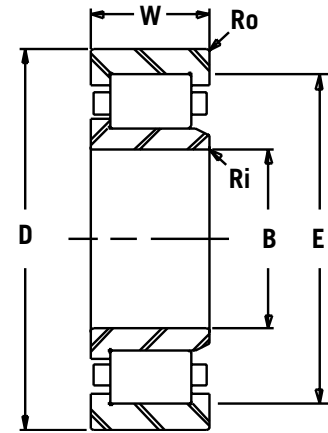
CYLINDRICAL  
ROLLER BEARINGS



TYPE NU



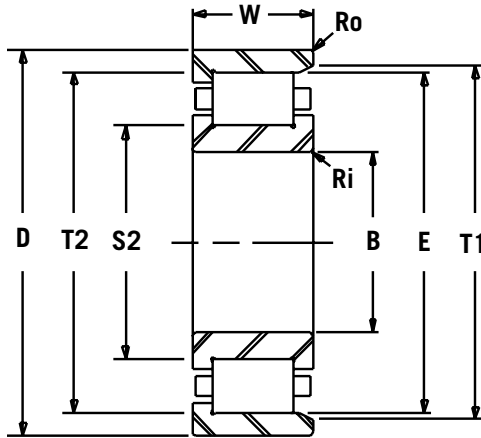
TYPE N



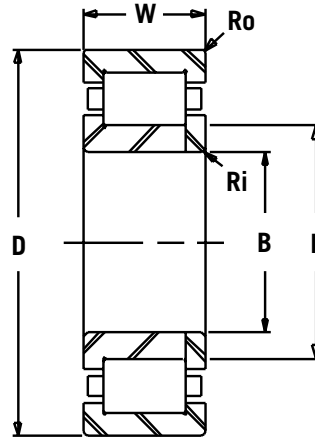
TYPE NJ

						BORE	O.D.	WIDTH
						B	D	W
						mm/IN	mm/IN	mm/IN
NU376	N376	NJ376	NF376	NUP376	NP376	380 14.9606	780 30.7087	128 5.0394
NU2376	N2376	NJ2376	NF2376	NUP2376	NP2376	380 14.9606	780 30.7087	230 9.0551
NU1880	N1880	NJ1880	NF1880	NUP1880	NP1880	400 15.7480	500 19.6850	46 1.8110
NU1980E	N1980E	NJ1980E	NF1980E	NUP1980E	NP1980E	400 15.7480	540 21.2598	65 2.5591
NU2980E	N2980E	NJ2980E	NF2980E	NUP2980E	NP2980E	400 15.7480	540 21.2598	82 3.2283
NU3980	N3980	NJ3980	NF3980	NUP3980	NP3980	400 15.7480	540 21.2598	106 4.1732
NU1080	N1080	NJ1080	NF1080	NUP1080	NP1080	400 15.7480	600 23.6220	90 3.5433
NU2080E	N2080E	NJ2080E	NF2080E	NUP2080E	NP2080E	400 15.7480	600 23.6220	118 4.6457
NU3080	N3080	NJ3080	NF3080	NUP3080	NP3080	400 15.7480	600 23.6220	148 5.8268
NU3180	N3180	NJ3180	NF3180	NUP3180	NP3180	400 15.7480	650 25.5906	200 7.8740
NU280	N280	NJ280	NF280	NUP280	NP280	400 15.7480	720 28.3465	103 4.0551
NU2280	N2280	NJ2280	NF2280	NUP2280	NP2280	400 15.7480	720 28.3465	185 7.2835
NU1884	N1884	NJ1884	NF1884	NUP1884	NP1884	420 16.5354	520 20.4724	46 1.8110
NU1984E	N1984E	NJ1984E	NF1984E	NUP1984E	NP1984E	420 16.5354	560 22.0472	65 2.5591
NU2984	N2984	NJ2984	NF2984	NUP2984	NP2984	420 16.5354	560 22.0472	82 3.2283
NU3984	N3984	NJ3984	NF3984	NUP3984	NP3984	420 16.5354	560 22.0472	106 4.1732
NU1084	N1084	NJ1084	NF1084	NUP1084	NP1084	420 16.5354	620 24.4094	90 3.5433

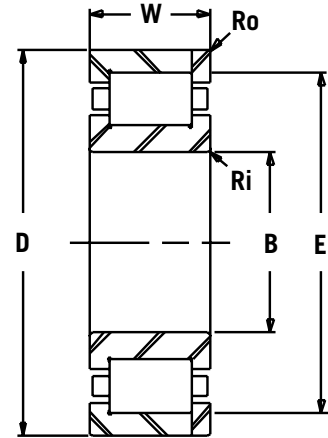
## AMERICAN ROLLER BEARINGS®



**TYPE NF**



**TYPE NUP**



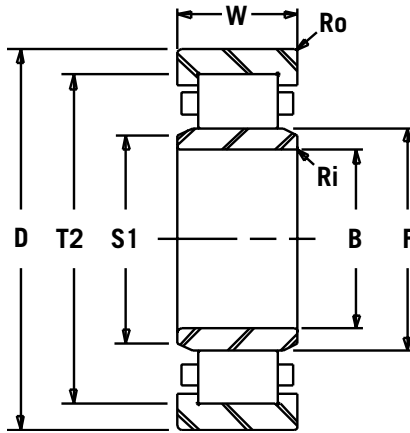
**TYPE NP**

CYLINDRICAL  
ROLLER BEARINGS

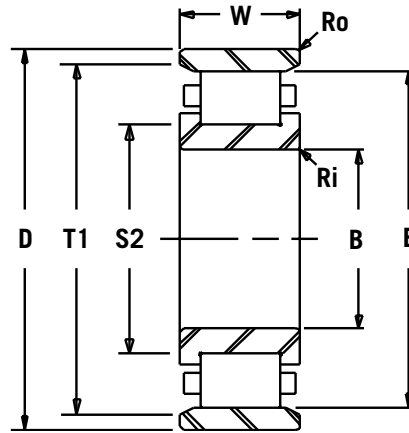
DIA. UNDER ROLLERS F	DIA. OVER ROLLERS E	MAX. FILLET RADIUS		SHOULDER DIAMETERS				DYNAMIC CAPACITY C	STATIC CAPACITY Co	BEARING WEIGHT M	BASIC BEARING NUMBER
		Ri	Ro	SHAFT		HOUSING					
mm/IN	mm/IN	mm/IN	mm/IN	S1	S2	T1	T2	kN/LBS	kN/LBS	kg/LBS	
495.0 19.488	673.0 26.496	7.5 .300	7.5 .300	480.0 18.90	495.0 19.49	688.0 27.09	673.0 26.50	3265 734,000	4980 1,120,000	311 685	376
495.0 19.488	673.0 26.496	7.5 .300	7.5 .300	480.0 18.90	495.0 19.49	688.0 27.09	673.0 26.50	6650 1,495,000	12495 2,809,000	558 1231	2376
423.0 16.654	473.0 18.622	2.1 .083	2.1 .083	418.0 16.46	423.0 16.65	478.0 18.82	473.0 18.62	572 128,600	1180 265,300	21 46.3	1880
435.0 17.126	511.0 20.118	4.0 .160	4.0 .160	430.0 16.93	435.0 17.13	515.0 20.28	511.0 20.12	950 213,600	1730 388,900	41 90.4	1980E
435.0 17.126	511.0 20.118	4.0 .160	4.0 .160	429.0 16.89	435.0 17.13	516.0 20.31	511.0 20.12	1400 314,700	2850 640,700	57 125.7	2980E
446.0 17.559	510.0 20.079	4.0 .160	4.0 .160	439.0 17.28	446.0 17.56	517.0 20.35	510.0 20.08	1645 369,800	4020 903,700	82 180.3	3980
450.0 17.717	550.0 21.654	5.0 .200	5.0 .200	444.0 17.48	450.0 17.72	556.0 21.89	550.0 21.65	1380 310,200	2320 521,600	93 205	1080
449.0 17.677	563.0 22.165	5.0 .200	5.0 .200	444.0 17.48	449.0 17.68	566.0 22.28	563.0 22.17	2420 544,000	4750 1,068,000	120 264.6	2080E
449.0 17.677	549.0 21.614	5.0 .200	5.0 .200	442.0 17.40	449.0 17.68	556.0 21.89	549.0 21.61	2810 631,700	5500 1,236,000	175 386	3080
460.0 18.110	588.0 23.150	6.0 .240	6.0 .240	452.0 17.80	460.0 18.11	596.0 23.46	588.0 23.15	4210 946,500	8420 1,893,000	268 591	3180
492.0 19.370	642.0 25.276	6.0 .240	6.0 .240	482.0 18.98	492.0 19.37	652.0 25.67	642.0 25.28	2490 559,800	3875 871,100	200 441	280
492.0 19.370	642.0 25.276	6.0 .240	6.0 .240	482.0 18.98	492.0 19.37	652.0 25.67	642.0 25.28	4260 957,700	7735 1,739,000	326 718.7	2280
447.0 17.598	499.0 19.646	2.1 .083	2.1 .083	441.0 17.36	447.0 17.60	509.0 20.04	499.0 19.65	550 123,600	1120 251,800	20 44	1884
449.0 17.677	519.0 20.433	4.0 .160	4.0 .160	444.0 17.48	449.0 17.68	524.0 20.63	519.0 20.43	970 218,100	1800 404,700	48 106	1984E
458.0 18.031	528.0 20.787	4.0 .160	4.0 .160	452.0 17.80	458.0 18.03	534.0 21.02	528.0 20.79	1210 272,000	2550 573,300	59 130	2984
466.0 18.346	530.0 20.866	4.0 .160	4.0 .160	459.0 18.07	466.0 18.35	537.0 21.14	530.0 20.87	1680 377,700	4190 942,000	85.3 188	3984
470.0 18.504	570.0 22.441	5.0 .200	5.0 .200	466 18.35	470.0 18.50	576.0 22.68	570.0 22.44	1420 319,200	2450 550,800	96 211.6	1084

## AMERICAN ROLLER BEARINGS®

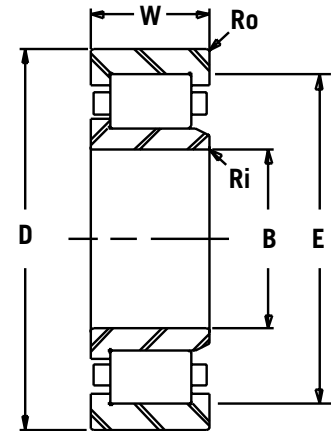
CYLINDRICAL  
ROLLER BEARINGS



TYPE NU



TYPE N

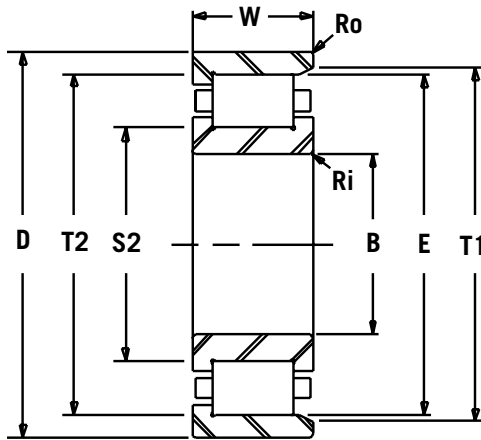


TYPE NJ

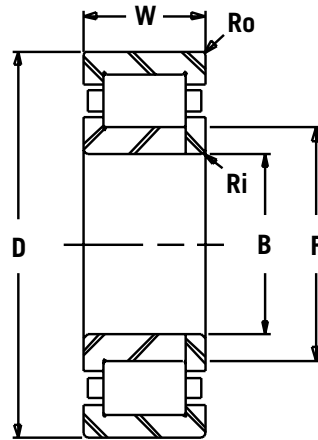
						BORE	O.D.	WIDTH
						B	D	W
						mm/IN	mm/IN	mm/IN
NU2084E	N2084E	NJ2084E	NF2084E	NUP2084E	NP2084E	420 16.5354	620 24.4094	118 4.6457
NU3084	N3084	NJ3084	NF3084	NUP3084	NP3084	420 16.5354	620 24.4094	150 5.9055
NU3184E	N3184E	NJ3184E	NF3184E	NUP3184E	NP3184E	420 16.5354	700 27.5591	224 8.8189
NU284	N284	NJ284	NF284	NUP284	NP284	420 16.5354	760 29.9213	109 4.2913
NU2284	N2284	NJ2284	NF2284	NUP2284	NP2284	420 16.5354	760 29.9213	195 7.6772
NU1888	N1888	NJ1888	NF1888	NUP1888	NP1888	440 17.3228	540 21.2598	46 1.8110
NU1988	N1988	NJ1988	NF1988	NUP1988	NP1988	440 17.3228	600 23.6220	74 2.9134
NU2988E	N2988E	NJ2988E	NF2988E	NUP2988E	NP2988E	440 17.3228	600 23.6220	95 3.7402
NU3988	N3988	NJ3988	NF3988	NUP3988	NP3988	440 17.3228	600 23.6220	118 4.6457
NU1088	N1088	NJ1088	NF1088	NUP1088	NP1088	440 17.3228	650 25.5906	94 3.7008
NU2088E	N2088E	NJ2088E	NF2088E	NUP2088E	NP2088E	440 17.3228	650 25.5906	122 4.8031
NU3088	N3088	NJ3088	NF3088	NUP3088	NP3088	440 17.3228	650 25.5906	157 6.1811
NU3188E	N3188E	NJ3188E	NF3188E	NUP3188E	NP3188E	440 17.3228	720 28.3465	226 8.8976
NU288	N288	NJ288	NF288	NUP288	NP288	440 17.3228	790 31.1024	112 4.4094
NU2288	N2288	NJ2288	NF2288	NUP2288	NP2288	440 17.3228	790 31.1024	200 7.8740
NU1892	N1892	NJ1892	NF1892	NUP1892	NP1892	460 18.1102	580 22.8346	56 2.2047
NU1992	N1992	NJ1992	NF1992	NUP1992	NP1992	460 18.1102	620 24.4094	74 2.9134
NU2992	N2992	NJ2992	NF2992	NUP2992	NP2992	460 18.1102	620 24.4094	95 3.7402



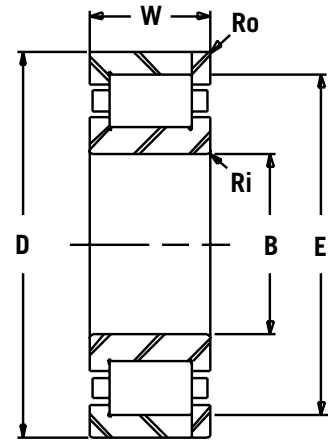
## AMERICAN ROLLER BEARINGS®



**TYPE NF**



**TYPE NUP**



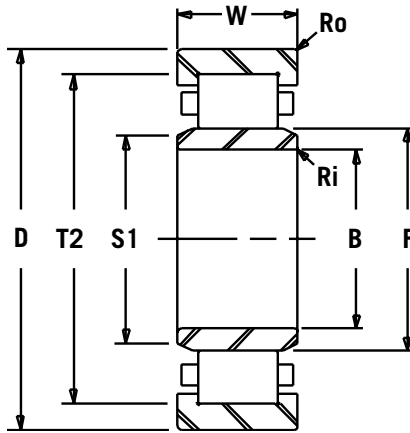
**TYPE NP**

CYLINDRICAL  
ROLLER BEARINGS

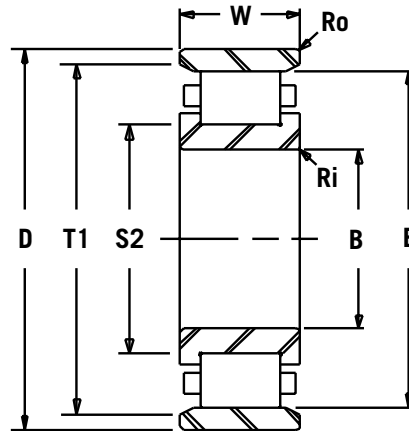
DIA. UNDER ROLLERS	DIA. OVER ROLLERS	MAX. FILLET RADIUS		SHOULDER DIAMETERS				DYNAMIC CAPACITY	STATIC CAPACITY	BEARING WEIGHT	BASIC BEARING NUMBER
		Ri	Ro	SHAFT		HOUSING					
F	E	Ri	Ro	S1	S2	T1	T2	C	Co	M	
mm/IN	mm/IN	mm/IN	mm/IN	mm/IN	mm/IN	mm/IN	mm/IN	kN/LBS	kN/LBS	kg/LBS	
469.0 18.465	583.0 22.953	5.0 .200	5.0 .200	466.0 18.35	469.0 18.46	586.0 23.07	583.0 22.95	2460 553,000	4750 1,068,000	125 275.6	2084E
470.0 18.504	580.0 22.835	2.5 .100	5.0 .100	466.0 18.35	470.0 18.50	584.0 22.99	580.0 22.83	2510 564,300	5100 1,147,000	162 357	3084
485.0 19.094	635.0 25.000	6.0 .240	6.0 .240	478.0 18.82	485.0 19.09	642.0 25.28	635.0 25.00	4950 1,113,000	9000 2,023,000	380 838	3184E
518.0 20.394	696.0 27.402	7.5 .300	7.5 .300	506.0 19.92	518.0 20.39	708.0 27.87	696.0 27.40	2740 616,000	4010 901,500	237 523	284
518.0 20.394	696.0 27.402	7.5 .300	7.5 .300	506.0 19.92	518.0 20.39	708.0 27.87	696.0 27.40	4860 1,093,000	8570 1,927,000	385 848	2284
468.0 18.425	518.0 20.394	2.1 .083	2.1 .083	463.0 18.23	468.0 18.43	523.0 20.59	518.0 20.39	530 119,100	1110 249,500	21 46.3	1888
482.0 18.976	562.0 22.126	4.0 .160	4.0 .160	477.0 18.78	482.0 18.98	567.0 22.32	562.0 22.13	1060 238,300	2000 449,600	66 145.5	1988
481.5 18.957	563.5 22.185	4.0 .160	4.0 .160	477.0 18.78	481.5 18.96	569.0 22.40	563.5 22.19	1720 386,700	3600 809,300	82.7 182.3	2988E
490.0 19.291	560.0 22.047	4.0 .160	4.0 .160	482.0 18.98	490.0 19.29	568.0 22.36	560.0 22.05	1945 437,300	4800 1,079,000	115 253.7	3988
493.0 19.409	597.0 23.504	6.0 .240	6.0 .240	487.0 19.17	493.0 19.41	601.0 23.66	597.0 23.50	1510 339,500	2650 595,800	105 231.5	1088
487.0 19.173	601.0 23.661	6.0 .240	6.0 .240	483.0 19.02	487.0 19.17	605.0 23.82	601.0 23.66	2550 573,300	4900 1,102,000	145 319.7	2088E
493.0 19.409	593.0 23.346	6.0 .240	6.0 .240	488.0 19.21	493.0 19.41	598.0 23.54	593.0 23.35	2640 593,500	5400 1,214,000	182 401	3088
509 20.039	659.0 25.945	6.0 .240	6.0 .240	500.0 19.69	509.0 20.04	668.0 26.30	659.0 25.94	5120 1,151,000	9650 2,169,000	395 871	3188E
540.0 21.260	718.0 28.268	7.5 .300	7.5 .300	528.0 20.79	540.0 21.26	730.0 28.74	718.0 28.27	2855 641,800	4270 959,900	261 576	288
540.0 21.260	718.0 28.268	7.5 .300	7.5 .300	528.0 20.79	540.0 21.26	730.0 28.74	718.0 28.27	5230 1,176,000	9300 2,091,000	423 933	2288
489.0 19.252	553.0 21.772	3.0 .120	3.0 .120	484.0 19.06	489.0 19.25	558.0 21.97	553.0 21.77	825 185,500	1700 382,200	40 88	1892
502.0 19.764	582.0 22.913	4.0 .160	4.0 .160	497.0 19.57	502.0 19.76	587.0 23.11	582.0 22.91	1145 257,400	2205 495,700	68.5 151	1992
500.0 19.685	576.0 22.677	4.0 .160	4.0 .160	493.0 19.41	500.0 19.69	583.0 22.95	576.0 22.68	1600 359,700	3495 785,700	86 189.4	2992

## AMERICAN ROLLER BEARINGS®

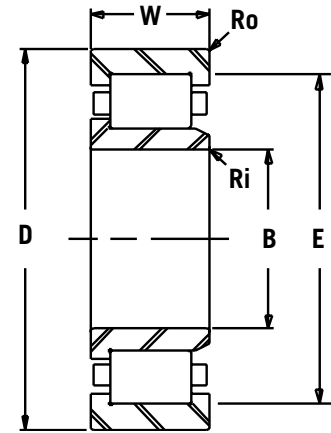
CYLINDRICAL  
ROLLER BEARINGS



TYPE NU



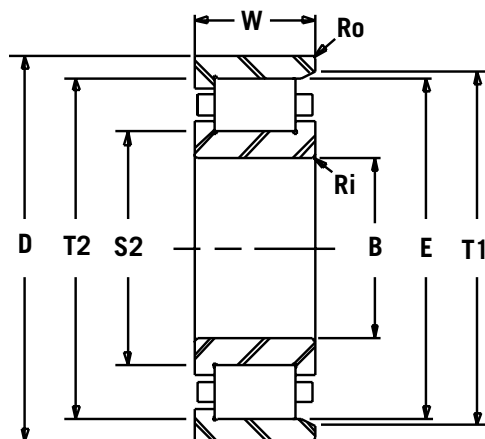
TYPE N



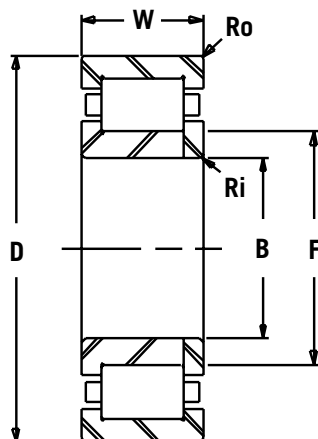
TYPE NJ

						BORE	O.D.	WIDTH
						B	D	W
						mm/IN	mm/IN	mm/IN
NU3992	N3992	NJ3992	NF3992	NUP3992	NP3992	460 18.1102	620 24.4094	118 4.6457
NU1092	N1092	NJ1092	NF1092	NUP1092	NP1092	460 18.1102	680 26.7717	100 3.9370
NU2092E	N2092E	NJ2092E	NF2092E	NUP2092E	NP2092E	460 18.1102	680 26.7717	128 5.0394
NU3092E	N3092E	NJ3092E	NF3092E	NUP3092E	NP3092E	460 18.1102	680 26.7717	163 6.4173
NU3192E	N3192E	NJ3192E	NF3192E	NUP3192E	NP3192E	460 18.1102	760 29.9213	240 9.4488
NU292	N292	NJ292	NF292	NUP292	NP292	460 18.1102	830 32.6772	118 4.6457
NU2292	N2292	NJ2292	NF2292	NUP2292	NP2292	460 18.1102	830 32.6772	212 8.3465
NU1896	N1896	NJ1896	NF1896	NUP1896	NP1896	480 18.8976	600 23.6220	56 2.2047
NU1996	N1996	NJ1996	NF1996	NUP1996	NP1996	480 18.8976	650 25.5906	78 3.0709
NU2996	N2996	NJ2996	NF2996	NUP2996	NP2996	480 18.8976	650 25.5906	100 3.9370
NU3996	N3996	NJ3996	NF3996	NUP3996	NP3996	480 18.8976	650 25.5906	128 5.0394
NU1096	N1096	NJ1096	NF1096	NUP1096	NP1096	480 18.8976	700 27.5591	100 3.9370
NU2096	N2096	NJ2096	NF2096	NUP2096	NP2096	480 18.8976	700 27.5591	128 5.0394
NU3096	N3096	NJ3096	NF3096	NUP3096	NP3096	480 18.8976	700 27.5591	165 6.4961
NU3196	N3196	NJ3196	NF3196	NUP3196	NP3196	480 18.8976	790 31.1024	248 9.7638
NU18/500E	N18/500E	NJ18/500E	NF18/500E	NUP18/500E	NP18/500E	500 19.6850	620 24.4094	56 2.2047
NU19/500	N19/500	NJ19/500	NF19/500	NUP19/500	NP19/500	500 19.6850	670 26.3780	78 3.0709

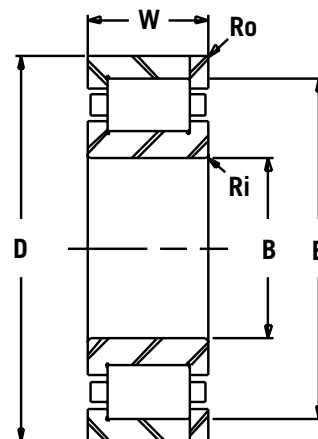
## AMERICAN ROLLER BEARINGS®



**TYPE NF**



**TYPE NUP**



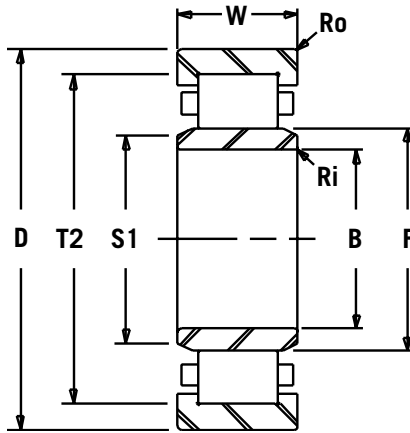
**TYPE NP**

CYLINDRICAL  
ROLLER BEARINGS

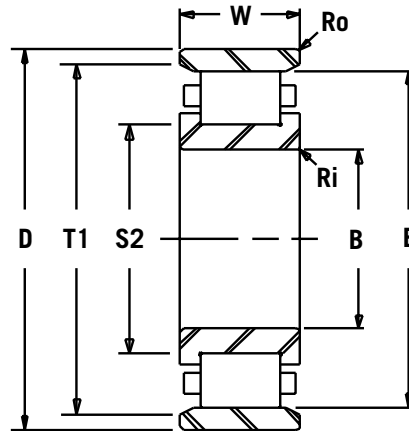
DIA. UNDER ROLLERS F	DIA. OVER ROLLERS E	MAX. FILLET RADIUS		SHOULDER DIAMETERS				DYNAMIC CAPACITY C	STATIC CAPACITY Co	BEARING WEIGHT M	BASIC BEARING NUMBER
		Ri	Ro	SHAFT		HOUSING					
mm/IN	mm/IN	mm/IN	mm/IN	S1	S2	T1	T2	kN/LBS	kN/LBS	kg/LBS	
510.0 20.079	580.0 22.835	4.0 .160	4.0 .160	502.0 19.76	510.0 20.08	588.0 23.15	580.0 22.83	2010 451,900	5070 1,140,000	119.3 263	3992
516.0 20.315	624.0 24.567	6.0 .240	6.0 .240	510.0 20.08	516.0 20.31	630.0 24.80	624.0 24.57	1650 371,000	2850 640,700	110 242.5	1092
513.0 20.197	627.0 24.685	6.0 .240	6.0 .240	509.0 20.04	513.0 20.20	631.0 24.84	627.0 24.69	2810 631,700	5400 1,214,000	165 364	2092E
499.0 19.646	627.0 24.685	6.0 .240	6.0 .240	491.0 19.33	499.0 19.65	635.0 25.00	627.0 24.69	3470 780,100	6400 143,900	210 463	3092E
529.3 20.839	695.3 27.374	7.5 .300	7.5 .300	519.0 20.43	529.3 20.84	705.0 27.76	695.3 27.37	5280 1,187,000	9650 2,169,000	455 1,003	3192E
565.0 22.244	743.0 29.252	7.5 .300	7.5 .300	550.0 21.65	565.0 22.24	758.0 29.84	743.0 29.25	3170 712,600	4945 1,112,000	305 673	292
565.0 22.244	743.0 29.252	7.5 .300	7.5 .300	550.0 21.65	565.0 22.24	758.0 29.84	743.0 29.25	5775 1,298,000	10700 2,405,000	530 1,168.4	2292
511.0 20.118	571.0 22.480	3.0 .120	3.0 .120	506.0 19.92	511.0 20.12	576.0 22.68	571.0 22.48	765 172,000	1630 366,400	39 86	1896
525.0 20.669	607.0 23.898	5.0 .200	5.0 .200	517.0 20.35	525.0 20.67	615.0 24.21	607.0 23.90	1170 263,000	2240 503,600	74 163	1996
523.0 20.591	605.0 23.819	5.0 .200	5.0 .200	516.0 20.31	523.0 20.59	612.0 24.09	605.0 23.82	1770 397,900	3850 865,500	100.5 221.6	2996
534.0 21.024	610.0 24.016	5.0 .200	5.0 .200	526.0 20.71	534.0 21.02	618.0 24.33	610.0 24.02	2345 527,200	5905 1,328,000	144 318	3996
536.0 21.102	644.0 25.354	6.0 .240	6.0 .240	530.0 20.87	536.0 21.10	650.0 25.59	644.0 25.35	1680 377,700	3000 674,400	130 286.6	1096
533.0 20.984	647.0 25.472	6.0 .240	6.0 .240	529.0 20.83	533.0 20.98	651.0 25.63	647.0 25.47	2860 643,000	5600 1,259,000	170 375	2096
536.0 21.102	644.0 25.354	6.0 .240	6.0 .240	530.0 20.87	536.0 21.10	650.0 25.59	644.0 25.35	3500 786,800	7750 1,742,000	219 482	3096
547.0 21.535	725.0 28.543	7.5 .300	7.5 .300	536.0 21.10	547.0 21.54	736.0 28.98	725.0 28.54	5940 1,335,000	10800 2,428,000	500 1,102	3196
530.0 20.866	594.0 23.386	3.0 .120	3.0 .120	524.0 20.63	530.0 20.87	600.0 23.62	594.0 23.39	830 186,600	1730 388,900	39 86	18/500E
544.0 21.417	628.0 24.724	5.0 .200	5.0 .200	537.0 21.14	544.0 21.42	635.0 25.00	628.0 24.72	1210 272,000	2360 530,600	79 174	19/500

## AMERICAN ROLLER BEARINGS®

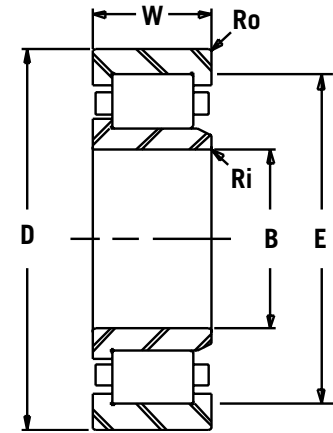
CYLINDRICAL  
ROLLER BEARINGS



TYPE NU



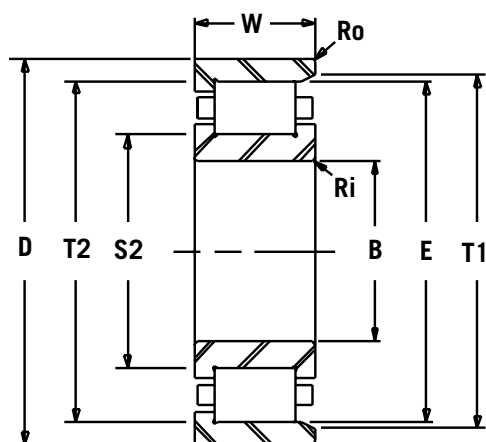
TYPE N



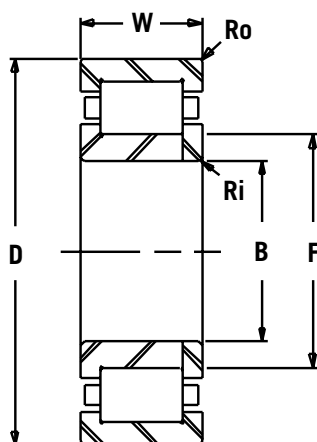
TYPE NJ

						BORE	O.D.	WIDTH
						B	D	W
						mm/IN	mm/IN	mm/IN
NU29/500	N29/500	NJ29/500	NF29/500	NUP29/500	NP29/500	500 19.6850	670 26.3780	100 3.9370
NU39/500E	N39/500E	NJ39/500E	NF39/500E	NUP39/500E	NP39/500E	500 19.6850	670 26.3780	128 5.0394
NU10/500	N10/500	NJ10/500	NF10/500	NUP10/500	NP10/500	500 19.6850	720 28.3465	100 3.9370
NU20/500E	N20/500E	NJ20/500E	NF20/500E	NUP20/500E	NP20/500E	500 19.6850	720 28.3465	128 5.0394
NU30/500E	N30/500E	NJ30/500E	NF30/500E	NUP30/500E	NP30/500E	500 19.6850	720 28.3465	167 6.5748
NU31/500E	N31/500E	NJ31/500E	NF31/500E	NUP31/500E	NP31/500E	500 19.6850	830 32.6772	264 10.3937
NU18/530	N18/530	NJ18/530	NF18/530	NUP18/530	NP18/530	530 20.8661	650 25.5906	56 2.2047
NU19/530	N19/530	NJ19/530	NF19/530	NUP19/530	NP19/530	530 20.8661	710 27.9528	82 3.2283
NU29/530E	N29/530E	NJ29/530E	NF29/530E	NUP29/530E	NP29/530E	530 20.8661	710 27.9528	106 4.1732
NU39/530	N39/530	NJ39/530	NF39/530	NUP39/530	NP39/530	530 20.8661	710 27.9528	136 5.3543
NU10/530	N10/530	NJ10/530	NF10/530	NUP10/530	NP10/530	530 20.8661	780 30.7087	112 4.4094
NU20/530E	N20/530E	NJ20/530E	NF20/530E	NUP20/530E	NP20/530E	530 20.8661	780 30.7087	145 5.7087
NU30/530	N30/530	NJ30/530	NF30/530	NUP30/530	NP30/530	530 20.8661	780 30.7087	185 7.2835
NU31/530	N31/530	NJ31/530	NF31/530	NUP31/530	NP31/530	530 20.8661	870 34.2520	272 10.7087
NU18/560E	N18/560E	NJ18/560E	NF18/560E	NUP18/560E	NP18/560E	560 22.0472	680 26.7717	56 2.2047
NU19/560E	N19/560E	NJ19/560E	NF19/560E	NUP19/560E	NP19/560E	560 22.0472	750 29.5276	85 3.3465
NU29/560	N29/560	NJ29/560	NF29/560	NUP29/560	NP29/560	560 22.0472	750 29.5276	112 4.4094
NU39/560	N39/560	NJ39/560	NF39/560	NUP39/560	NP39/560	560 22.0472	750 29.5276	140 5.5118

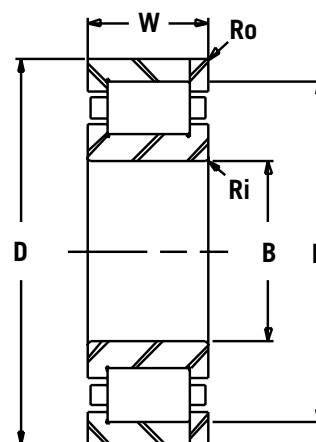
## AMERICAN ROLLER BEARINGS®



**TYPE NF**



**TYPE NUP**



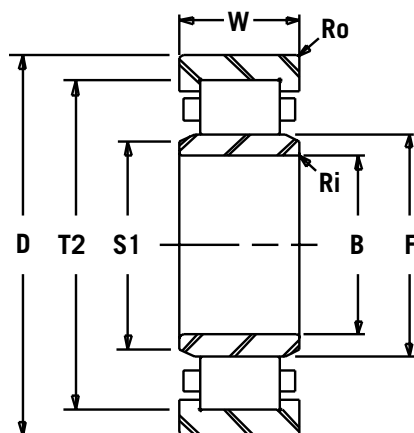
**TYPE NP**

CYLINDRICAL  
ROLLER BEARINGS

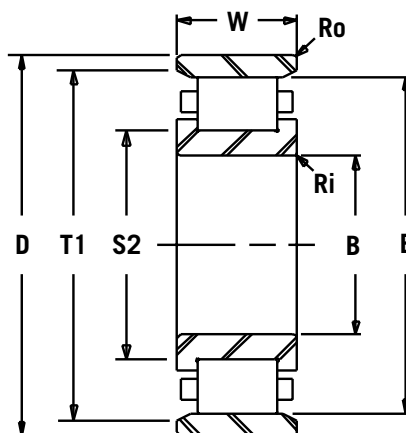
DIA. UNDER ROLLERS	DIA. OVER ROLLERS	MAX. FILLET RADIUS		SHOULDER DIAMETERS				DYNAMIC CAPACITY	STATIC CAPACITY	BEARING WEIGHT	BASIC BEARING NUMBER
		Ri	Ro	SHAFT		HOUSING					
F	E	Ri	Ro	S1	S2	T1	T2	C	Co	M	
mm/IN	mm/IN	mm/IN	mm/IN	mm/IN	mm/IN	mm/IN	mm/IN	kN/LBS	kN/LBS	kg/LBS	
543.0 21.378	625.0 24.606	5.0 .200	5.0 .200	535.0 21.06	543.0 21.38	633.0 24.92	625.0 24.61	1795 403,500	3975 893,600	104 229.3	29/500
543.0 21.378	633.0 24.921	5.0 .200	5.0 .200	536.0 21.10	543.0 21.38	640.0 25.20	633.0 24.92	2330 523,800	5200 1,169,000	134 295.4	39/500E
556.0 21.890	664.0 26.142	6.0 .240	6.0 .240	550.0 21.65	556.0 21.89	670.0 26.38	664.0 26.14	1720 386,700	3100 696,900	135 297.6	10/500
553.0 21.772	667.0 26.260	6.0 .240	6.0 .240	549.0 21.61	553.0 21.77	671.0 26.42	667.0 26.26	2920 656,400	5850 1,315,000	180 397	20/500E
540.8 21.291	648.8 25.543	6.0 .240	6.0 .240	532.0 20.94	540.8 21.29	657.0 25.87	648.8 25.54	4020 903,700	8000 1,798,000	225 496	30/500E
576.0 22.677	766.0 30.157	7.5 .300	7.5 .300	564.0 22.20	576.0 22.68	778.0 30.63	766.0 30.16	6440 1,448,000	12000 2,698,000	596 1,314	31/500E
564.0 22.205	618.0 24.331	3.0 .120	3.0 .120	558.0 21.97	564.0 22.20	624.0 24.57	618.0 24.33	780 175,400	1855 417,000	42.5 93.7	18/530
578.0 22.756	666.0 26.220	5.0 .200	5.0 .200	572.0 22.52	578.0 22.76	672.0 26.46	666.0 26.22	1290 290,000	2510 564,300	93.4 206	19/530
573.0 22.559	665.0 26.181	5.0 .200	5.0 .200	566.0 22.28	573.0 22.56	676.0 26.61	665.0 26.18	2380 535,000	5000 1,124,000	124 273	29/530E
588.0 23.150	676.0 26.614	5.0 .200	5.0 .200	576.0 22.68	588.0 23.15	688.0 27.09	676.0 26.61	2795 628,300	6850 1,540,000	155 342	39/530
593.0 23.346	721.0 28.386	6.0 .240	6.0 .240	585.0 23.03	593.0 23.35	729.0 28.70	721.0 28.39	2290 514,800	4050 910,500	190 419	10/530
591.0 23.268	719.0 28.307	6.0 .240	6.0 .240	587.0 23.11	591.0 23.27	723.0 28.46	719.0 28.31	3740 840,800	7350 1,652,000	255 562	20/530E
596.0 23.465	724.0 28.504	6.0 .240	6.0 .240	585.0 23.03	596.0 23.46	733.0 28.86	724.0 28.50	4130 928,500	8650 1,945,000	322 710	30/530
611.0 24.055	801.0 31.535	7.5 .300	7.5 .300	600.0 23.62	611.0 24.06	812.0 31.97	801.0 31.54	6710 1,508,000	12700 2,855,000	692 1,526	31/530
591.0 23.268	651.0 25.630	3.0 .120	3.0 .120	585.0 23.03	591.0 23.27	657.0 25.87	651.0 25.63	810 182,100	1830 411,400	44.5 98	18/560E
608.0 23.937	708.0 27.874	5.0 .200	5.0 .200	601.0 23.66	608.0 23.94	715.0 28.15	708.0 27.87	1650 370,900	3250 730,600	110 243	19/560E
607.0 23.898	703.0 27.677	5.0 .200	5.0 .200	600.0 23.62	607.0 23.90	710.0 27.95	703.0 27.68	2335 524,900	5225 1,175,000	146 321.4	29/560
617.0 24.291	713.0 28.071	5.0 .200	5.0 .200	605.0 23.82	617.0 24.29	725.0 28.54	713.0 28.07	3030 681,200	7345 1,651,000	180 397	39/560

## AMERICAN ROLLER BEARINGS®

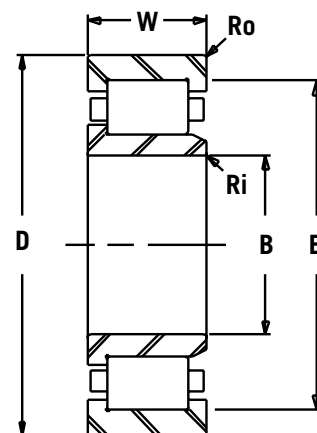
CYLINDRICAL  
ROLLER BEARINGS



TYPE NU



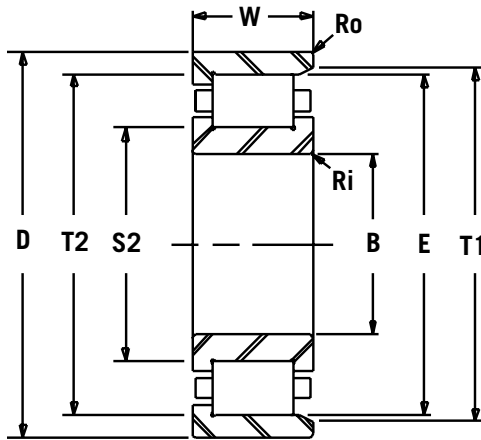
TYPE N



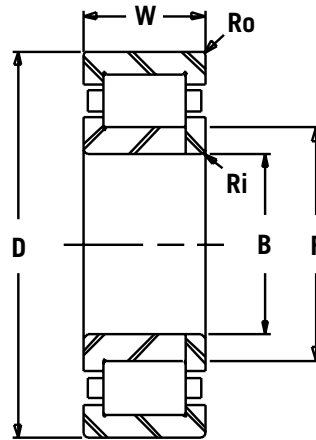
TYPE NJ

						BORE	O.D.	WIDTH
						B	D	W
						mm/IN	mm/IN	mm/IN
NU10/560	N10/560	NJ10/560	NF10/560	NUP10/560	NP10/560	560 22.0472	820 32.2835	115 4.5276
NU20/560E	N20/560E	NJ20/560E	NF20/560E	NUP20/560E	NP20/560E	560 22.0472	820 32.2835	150 5.9055
NU30/560	N30/560	NJ30/560	NF30/560	NUP30/560	NP30/560	560 22.0472	820 32.2835	195 7.6772
NU31/560	N31/560	NJ31/560	NF31/560	NUP31/560	NP31/560	560 22.0472	920 36.2205	280 11.0236
NU18/600E	N18/600E	NJ18/600E	NF18/600E	NUP18/600E	NP18/600E	600 23.6220	730 28.7402	60 2.3622
NU19/600E	N19/600E	NJ19/600E	NF19/600E	NUP19/600E	NP19/600E	600 23.6220	800 31.4961	90 3.5433
NU29/600E	N29/600E	NJ29/600E	NF29/600E	NUP29/600E	NP29/600E	600 23.6220	800 31.4961	118 4.6457
NU39/600	N39/600	NJ39/600	NF39/600	NUP39/600	NP39/600	600 23.6220	800 31.4961	150 5.9055
NU10/600	N10/600	NJ10/600	NF10/600	NUP10/600	NP10/600	600 23.6220	870 34.2520	118 4.6457
NU20/600E	N20/600E	NJ20/600E	NF20/600E	NUP20/600E	NP20/600E	600 23.6220	870 34.2520	155 6.1024
NU30/600E	N30/600E	NJ30/600E	NF30/600E	NUP30/600E	NP30/600E	600 23.6220	870 34.2520	200 7.8740
NU31/600	N31/600	NJ31/600	NF31/600	NUP31/600	NP31/600	600 23.6220	980 38.5827	300 11.8110
NU18/630	N18/630	NJ18/630	NF18/630	NUP18/630	NP18/630	630 24.8031	780 30.7087	69 2.7165
NU19/630E	N19/630E	NJ19/630E	NF19/630E	NUP19/630E	NP19/630E	630 24.8031	850 33.4646	100 3.9370
NU29/630E	N29/630E	NJ29/630E	NF29/630E	NUP29/630E	NP29/630E	630 24.8031	850 33.4646	128 5.0394
NU39/630	N39/630	NJ39/630	NF39/630	NUP39/630	NP39/630	630 24.8031	850 33.4646	165 6.4961
NU10/630E	N10/630E	NJ10/630E	NF10/630E	NUP10/630E	NP10/630E	630 24.8031	920 36.2205	128 5.0394

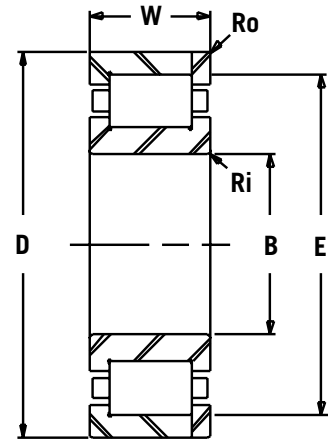
## AMERICAN ROLLER BEARINGS®



**TYPE NF**



**TYPE NUP**



**TYPE NP**

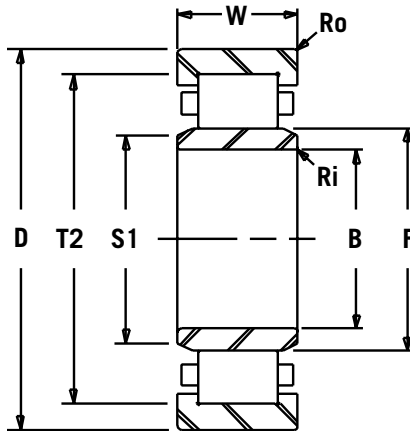
CYLINDRICAL ROLLER BEARINGS

DIA. UNDER ROLLERS	DIA. OVER ROLLERS	MAX. FILLET RADIUS		SHOULDER DIAMETERS				DYNAMIC CAPACITY	STATIC CAPACITY	BEARING WEIGHT	BASIC BEARING NUMBER
		Ri	Ro	SHAFT		HOUSING					
F	E			S1	S2	T1	T2	C	Co	M	
mm/IN	mm/IN	mm/IN	mm/IN	mm/IN	mm/IN	mm/IN	mm/IN	kN/LBS	kN/LBS	kg/LBS	
625.0 24.606	753.0 29.646	6.0 .240	6.0 .240	617.0 24.29	625.0 24.61	761.0 29.96	753.0 29.65	2330 523,900	4250 955,500	210 463	10/560
626.0 24.646	754.0 29.685	6.0 .240	6.0 .240	616.0 24.25	626.0 24.65	764.0 30.08	754.0 29.69	3800 854,300	7650 1,719,800	290 640	20/560E
626.0 24.646	754.0 29.685	6.0 .240	6.0 .240	614.0 24.17	626.0 24.65	766.0 30.16	754.0 29.69	4905 1,102,700	11230 2,524,700	371 817	30/560
646.0 25.433	836.0 32.913	7.5 .300	7.5 .300	634.0 24.96	646.0 25.43	848.0 33.39	836.0 32.91	8670 1,949,200	17930 4,030,900	799 1,763	31/560
632.0 24.882	696.0 27.402	3.0 .240	3.0 .240	624.0 24.57	632.0 24.88	702.0 27.64	696.0 27.40	900 202,400	2040 458,700	50.5 112	18/600E
649.0 25.551	757.0 29.803	5.0 .200	5.0 .200	642.0 25.28	649.0 25.55	763.0 30.04	757.0 29.80	1900 427,200	3800 854,300	130 287	19/600E
649.0 25.551	757.0 29.803	5.0 .200	5.0 .200	642.0 25.28	649.0 25.55	763.0 30.04	757.0 29.80	2920 656,500	6550 1,472,600	165 364	29/600E
666.0 26.220	766.0 30.157	5.0 .200	5.0 .200	654.0 25.75	666.0 26.22	778.0 30.63	766.0 30.16	3535 794,800	8780 1,973,900	217 479	39/600
667.0 26.260	807.0 31.772	6.0 .240	6.0 .240	658.0 25.91	667.0 26.26	816.0 32.13	807.0 31.77	2750 618,300	5100 1,146,600	245 541	10/600
661.0 26.024	813.0 32.008	6.0 .240	6.0 .240	652.0 25.67	661.0 26.02	822.0 32.36	813.0 32.01	4180 939,800	8000 1,798,500	325 717	20/600E
661.0 26.024	811.0 31.929	6.0 .240	6.0 .240	655.0 25.79	661.0 26.02	817.0 32.17	811.0 31.93	5390 1,211,800	11000 2,473,000	415 915	30/600E
692.0 27.244	882.0 34.724	7.5 .300	7.5 .300	680.0 26.77	692.0 27.24	894.0 35.20	882.0 34.72	9205 2,069,400	19725 4,434,400	965 2,128	31/600
672.0 26.457	736.0 28.976	4.0 .160	4.0 .160	664.0 26.14	672.0 26.46	744.0 29.29	736.0 28.98	1160 260,800	2920 656,500	71.7 159	18/630
683.0 26.890	791.0 31.142	6.0 .240	6.0 .240	676.0 26.61	683.0 26.89	798.0 31.42	791.0 31.14	2240 503,600	4400 989,200	165 364	19/630E
683.0 26.890	791.0 31.142	6.0 .240	6.0 .240	676.0 26.61	683.0 26.89	798.0 31.42	791.0 31.14	3300 741,900	7200 1,618,700	220 486	29/630E
704.0 27.717	804.0 31.654	6.0 .240	6.0 .240	692.0 27.24	704.0 27.72	816.0 32.13	804.0 31.65	3950 888,000	10320 2,320,100	278 613	39/630
700.0 27.559	850.0 33.465	7.5 .300	7.5 .300	691.0 27.20	700.0 27.56	859.0 33.82	850.0 33.46	3410 766,700	6200 1,393,900	285 629	10/630E

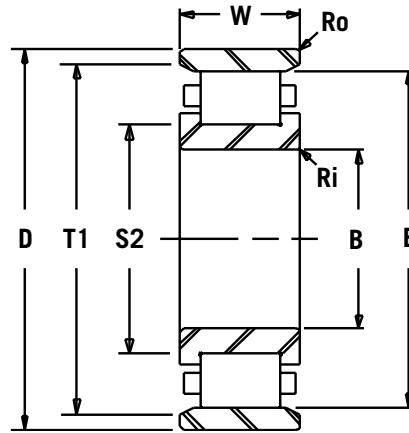


## AMERICAN ROLLER BEARINGS®

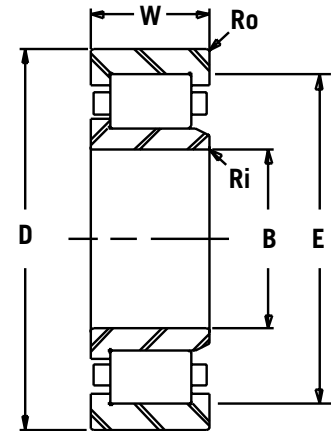
CYLINDRICAL  
ROLLER BEARINGS



TYPE NU



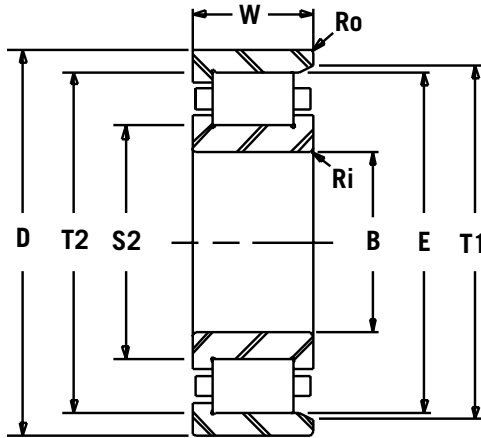
TYPE N



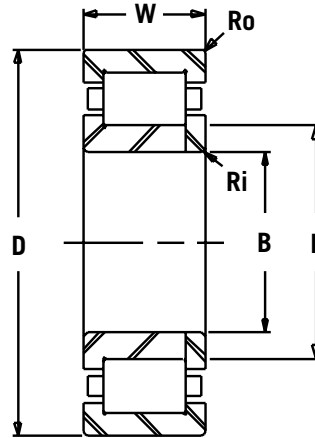
TYPE NJ

						BORE	O.D.	WIDTH
						B	D	W
						mm/IN	mm/IN	mm/IN
NU30/630	N30/630	NJ30/630	NF30/630	NUP30/630	NP30/630	630 24.8031	920 36.2205	212 8.3465
NU31/630	N31/630	NJ31/630	NF31/630	NUP31/630	NP31/630	630 24.8031	1030 40.5512	315 12.4016
NU18/670	N18/670	NJ18/670	NF18/670	NUP18/670	NP18/670	670 26.3780	820 32.2835	69 2.7165
NU19/670E	N19/670E	NJ19/670E	NF19/670E	NUP19/670E	NP19/670E	670 26.3780	900 35.4331	103 4.0551
NU29/670	N29/670	NJ29/670	NF29/670	NUP29/670	NP29/670	670 26.3780	900 35.4331	136 5.3543
NU39/670	N39/670	NJ39/670	NF39/670	NUP39/670	NP39/670	670 26.3780	900 35.4331	170 6.6929
NU10/670E	N10/670E	NJ10/670E	NF10/670E	NUP10/670E	NP10/670E	670 26.3780	980 38.5827	136 5.3543
NU30/670	N30/670	NJ30/670	NF30/670	NUP30/670	NP30/670	670 26.3780	980 38.5827	230 9.0551
NU18/710	N18/710	NJ18/710	NF18/710	NUP18/710	NP18/710	710 27.9528	870 34.2520	74 2.9134
NU28/710	N28/710	NJ28/710	NF28/710	NUP28/710	NP28/710	710 27.9528	870 34.2520	95 3.7402
NU19/710	N19/710	NJ19/710	NF19/710	NUP19/710	NP19/710	710 27.9528	950 37.4016	106 4.1732
NU29/710E	N29/710E	NJ29/710E	NF29/710E	NUP29/710E	NP29/710E	710 27.9528	950 37.4016	140 5.5118
NU39/710	N39/710	NJ39/710	NF39/710	NUP39/710	NP39/710	710 27.9528	950 37.4016	180 7.0866
NU10/710E	N10/710E	NJ10/710E	NF10/710E	NUP10/710E	NP10/710E	710 27.9528	1030 40.5512	140 5.5118
NU30/710	N30/710	NJ30/710	NF30/710	NUP30/710	NP30/710	710 27.9528	1030 40.5512	236 9.2913
NU18/750	N18/750	NJ18/750	NF18/750	NUP18/750	NP18/750	750 29.5276	920 36.2205	78 3.0709
NU19/750E	N19/750E	NJ19/750E	NF19/750E	NUP19/750E	NP19/750E	750 29.5276	1000 39.3701	112 4.4094
NU29/750	N29/750	NJ29/750	NF29/750	NUP29/750	NP29/750	750 29.5276	1000 39.3701	145 5.7087

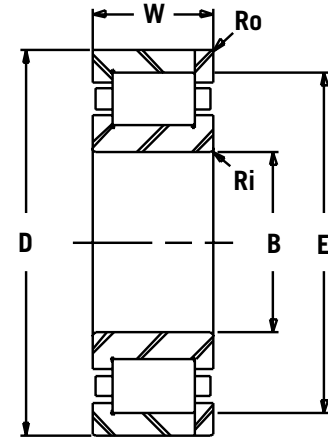
## AMERICAN ROLLER BEARINGS®



**TYPE NF**



**TYPE NUP**



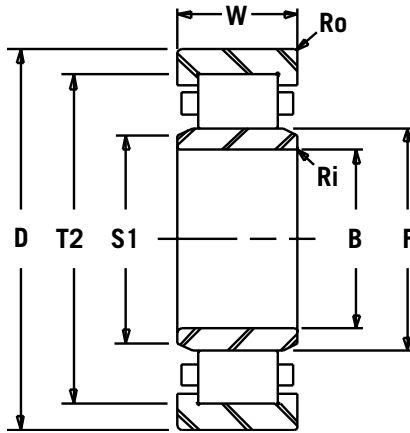
**TYPE NP**

CYLINDRICAL  
ROLLER BEARINGS

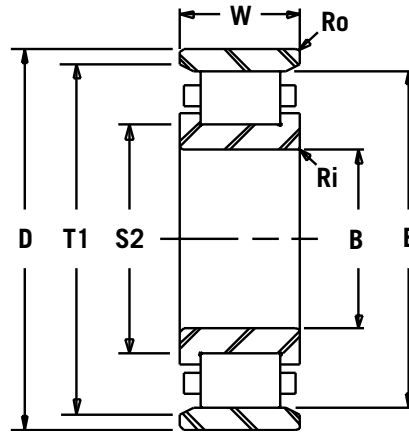
DIA. UNDER ROLLERS	DIA. OVER ROLLERS	MAX. FILLET RADIUS		SHOULDER DIAMETERS				DYNAMIC CAPACITY	STATIC CAPACITY	BEARING WEIGHT	BASIC BEARING NUMBER
		Ri	Ro	SHAFT		HOUSING					
F	E	Ri	Ro	S1	S2	T1	T2	C	Co	M	
mm/IN	mm/IN	mm/IN	mm/IN	mm/IN	mm/IN	mm/IN	mm/IN	kN/LBS	kN/LBS	kg/LBS	
699.0	849.0	7.5	7.5	690.0	699.0	858.0	849.0	6440	14300	490	30/630
27.520	33.425	.300	.300	27.17	27.52	33.78	33.43	1,448,000	3,215,000	1,080	
727.0	917.0	7.5	7.5	715.0	727.0	929.0	917.0	9945	22105	1121	31/630
28.622	36.102	.300	.300	28.15	28.62	36.57	36.10	2,236,000	4,969,000	2,471	
708.0	784.0	4.0	4.0	700.0	708.0	792.0	784.0	1230	2800	84.5	18/670
27.874	30.866	.160	.160	27.56	27.87	31.18	30.87	276,500	629,500	186.3	
728.0	848.0	6.0	6.0	723.0	728.0	853.0	848.0	2330	4750	195	19/670E
28.661	33.386	.240	.240	28.46	28.66	33.58	33.39	523,800	1,068,000	430	
729.0	829.0	6.0	6.0	722.0	729.0	836.0	829.0	3435	8020	254	29/670
28.701	32.638	.240	.240	28.43	28.70	32.91	32.64	772,200	1,803,000	560	
738.0	852.0	6.0	6.0	726.0	738.0	864.0	852.0	4525	11480	325	39/670
29.055	33.543	.240	.240	28.58	29.06	34.02	33.54	1,017,000	2,581,000	716	
747.0	913.0	7.5	7.5	738.0	747.0	922.0	913.0	3740	6800	350	10/670E
29.409	35.945	.300	.300	29.06	29.41	36.30	35.94	840,800	1,529,000	771.6	
744.0	894.0	7.5	7.5	736.0	744.0	902.0	894.0	6600	14000	600	30/670
29.291	35.197	.300	.300	28.98	29.29	35.51	35.20	1,484,000	3,147,000	1,323	
750.0	834.0	4.0	4.0	742.0	750.0	842.0	834.0	1450	3350	97.5	18/710
29.528	32.835	.160	.160	29.21	29.53	33.15	32.83	326,000	753,000	215	
751.0	831.0	3.0	3.0	743.0	751.0	840.0	831.0	1940	5000	130	28/710
29.567	32.717	.120	.120	29.25	29.57	33.07	32.72	436,100	1,124,000	286.6	
774.0	894.0	6.0	6.0	768.0	774.0	900.0	894.0	2475	5160	213	19/710
30.472	35.197	.240	.240	30.24	30.47	35.43	35.20	556,400	1,160,000	469.6	
766.0	894.0	6.0	6.0	760.0	766.0	900.0	894.0	3740	8300	295	29/710E
30.157	35.197	.240	.240	29.92	30.16	35.43	35.20	840,800	1,866,000	650	
782.0	902.0	6.0	6.0	770.0	782.0	914.0	902.0	4965	12690	380	39/710
30.787	35.512	.240	.240	30.31	30.79	35.98	35.51	1,116,000	2,853,000	837	
778.0	944.0	7.5	7.5	769.0	778.0	953.0	944.0	4680	8500	393	10/710E
30.630	37.165	.300	.300	30.28	30.63	37.52	37.17	1,052,000	1,911,000	867	
790.0	940.0	7.5	7.5	782.0	790.0	948.0	940.0	7255	17630	679	30/710
31.102	37.008	.300	.300	30.79	31.10	37.32	37.01	1,631,000	3,963,000	1,497	
794.0	846.0	5.0	5.0	786.0	794.0	854.0	846.0	1470	3450	110	18/750
31.260	33.307	.200	.200	30.94	31.26	33.62	33.31	330,500	775,600	242.5	
803.0	943.0	6.0	6.0	796.0	803.0	950.0	943.0	2810	5850	260	19/750E
31.614	37.126	.240	.240	31.34	31.61	37.40	37.13	631,700	1,315,000	573	
810.0	942.0	6.0	6.0	796.0	810.0	950.0	942.0	3730	8740	336	29/750
31.890	37.087	.240	.240	31.34	31.89	37.40	37.09	838,500	1,965,000	741	

## AMERICAN ROLLER BEARINGS®

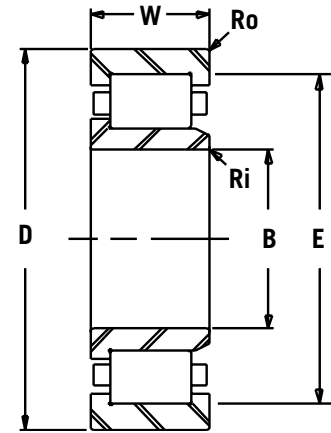
CYLINDRICAL  
ROLLER BEARINGS



TYPE NU



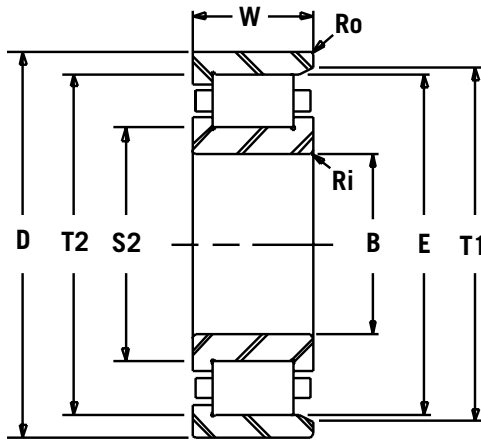
TYPE N



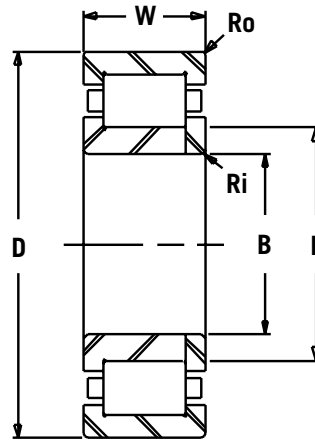
TYPE NJ

						BORE	O.D.	WIDTH
						B	D	W
						mm/IN	mm/IN	mm/IN
NU39/750	N39/750	NJ39/750	NF39/750	NUP39/750	NP39/750	750 29.5276	1000 39.3701	185 7.2835
NU10/750E	N10/750E	NJ10/750E	NF10/750E	NUP10/750E	NP10/750E	750 29.5276	1090 42.9134	150 5.9055
NU18/800E	N18/800E	NJ18/800E	NF18/800E	NUP18/800E	NP18/800E	800 31.4961	980 38.5827	82 3.2283
NU19/800	N19/800	NJ19/800	NF19/800	NUP19/800	NP19/800	800 31.4961	1060 41.7323	115 4.5276
NU29/800	N29/800	NJ29/800	NF29/800	NUP29/800	NP29/800	800 31.4961	1060 41.7323	150 5.9055
NU39/800	N39/800	NJ39/800	NF39/800	NUP39/800	NP39/800	800 31.4961	1060 41.7323	195 7.6772
NU10/800E	N10/800E	NJ10/800E	NF10/800E	NUP10/800E	NP10/800E	800 31.4961	1150 45.2756	155 6.1024
NU31/800	N31/800	NJ31/800	NF31/800	NUP31/800	NP31/800	800 31.4961	1280 50.3937	375 14.7638
NU18/850	N18/850	NJ18/850	NF18/850	NUP18/850	NP18/850	850 33.4646	1030 40.5512	82 3.2283
NU19/850E	N19/850E	NJ19/850E	NF19/850E	NUP19/850E	NP19/850E	850 33.4646	1120 44.0945	118 4.6457
NU29/850E	N29/850E	NJ29/850E	NF29/850E	NUP29/850E	NP29/850E	850 33.4646	1120 44.0945	155 6.1024
NU39/850	N39/850	NJ39/850	NF39/850	NUP39/850	NP39/850	850 33.4646	1120 44.0945	200 7.8740
NU10/850	N10/850	NJ10/850	NF10/850	NUP10/850	NP10/850	850 33.4646	1220 48.0315	165 6.4961
NU18/900	N18/900	NJ18/900	NF18/900	NUP18/900	NP18/900	900 35.4331	1090 42.9134	85 3.3465
NU19/900E	N19/900E	NJ19/900E	NF19/900E	NUP19/900E	NP19/900E	900 35.4331	1180 46.4567	122 4.8031
NU29/900E	N29/900E	NJ29/900E	NF29/900E	NUP29/900E	NP29/900E	900 35.4331	1180 46.4567	165 6.4961
NU39/900	N39/900	NJ39/900	NF39/900	NUP39/900	NP39/900	900 35.4331	1180 46.4567	206 8.1102

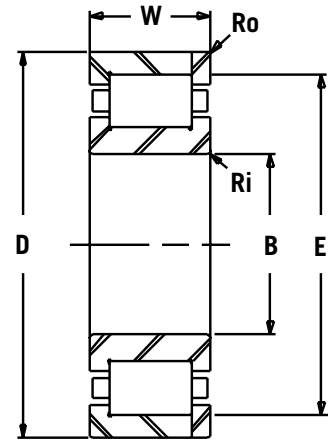
## AMERICAN ROLLER BEARINGS®



**TYPE NF**



**TYPE NUP**



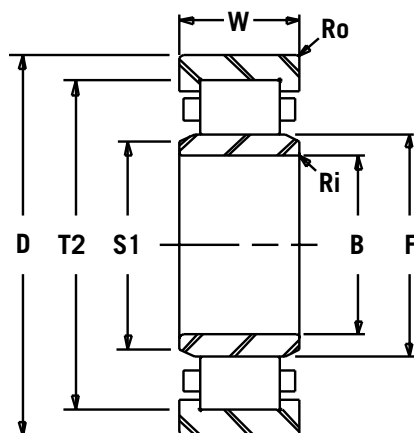
**TYPE NP**

CYLINDRICAL ROLLER BEARINGS

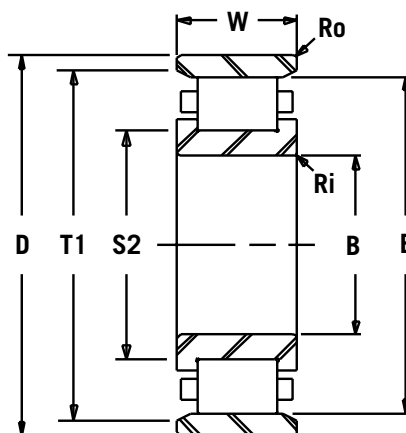
DIA. UNDER ROLLERS F	DIA. OVER ROLLERS E	MAX. FILLET RADIUS		SHOULDER DIAMETERS				DYNAMIC CAPACITY C	STATIC CAPACITY Co	BEARING WEIGHT M	BASIC BEARING NUMBER
		Ri	Ro	SHAFT		HOUSING					
mm/IN	mm/IN	mm/IN	mm/IN	S1	S2	T1	T2	kN/LBS	kN/LBS	kg/LBS	
825.0 32.480	953.0 37.520	6.0 .240	6.0 .240	812.0 31.97	825.0 32.48	966.0 38.03	953.0 37.52	5335 1,199,000	13660 3,071,000	439 967	39/750
832.0 32.756	998.0 39.291	7.5 .300	7.5 .300	823.0 32.40	832.0 32.76	1007.0 39.65	998.0 39.29	4730 1,063,000	8800 1,978,000	485 1,069	10/750E
848.0 33.386	938.0 36.929	5.0 .200	5.0 .200	841.0 33.11	848.0 33.39	945.0 37.20	938.0 36.93	1720 386,700	4150 933,000	145 319.7	18/800E
870.0 34.252	990.0 38.976	6.0 .240	6.0 .240	863.0 33.98	870.0 34.25	997.0 39.25	990.0 38.98	2915 655,300	6385 1,435,000	298 657	19/800
873.0 34.370	993.0 39.094	6.0 .240	6.0 .240	866.0 34.09	873.0 34.37	1000.0 39.37	993.0 39.09	3690 829,500	8560 1,924,000	389 857	29/800
880.0 34.646	1008.0 39.685	6.0 .240	6.0 .240	866.0 34.09	880.0 34.65	1022.0 40.24	1008.0 39.69	5730 1,288,000	15250 3,428,000	511 1,127	39/800
848.0 33.386	1014.0 39.921	7.5 .300	7.5 .300	839.0 33.03	848.0 33.39	1024.0 40.31	1014.0 39.92	5500 1,237,000	10600 2,383,000	554 1,220	10/800E
935.0 36.811	1155.0 45.472	9.5 .375	9.5 .375	928.0 36.54	935.0 36.81	1165.0 45.87	1155.0 45.47	13300 2,990,000	30200 6,789,000	2030 4,475	31/800
899.0 35.394	987.0 38.858	5.0 .200	5.0 .200	892.0 35.12	899.0 35.39	994.0 39.13	987.0 38.86	1795 403,500	4410 991,400	140 308.4	18/850
919.0 36.181	1059.0 41.693	6.0 .240	6.0 .240	909.0 35.79	919.0 36.18	1069.0 42.09	1059.0 41.69	3190 717,100	6950 1,562,000	330 727.5	19/850E
919.0 36.181	1059.0 41.693	6.0 .240	6.0 .240	909.0 35.79	919.0 36.18	1069.0 42.09	1059.0 41.69	4680 1,052,000	11200 2,518,000	437 963.4	29/850E
931.0 36.654	1059.0 41.693	6.0 .240	6.0 .240	917.0 36.10	931.0 36.65	1073.0 42.24	1059.0 41.69	6030 1,356,000	16640 3,741,000	577 1,271	39/850
945.0 37.205	1123.0 44.213	7.5 .300	7.5 .300	935.0 36.81	945.0 37.20	1133.0 44.61	1123.0 44.21	5500 1,236,000	11730 2,637,000	669 1,475	10/850
949.0 37.362	1045.0 41.142	5.0 .200	5.0 .200	942.0 37.09	949.0 37.36	1052.0 41.42	1045.0 41.14	2000 449,600	5000 1,124,000	170 375	18/900
966.5 38.051	1106.5 43.563	6.0 .240	6.0 .240	957.0 37.68	966.5 38.05	1116.0 43.94	1106.5 43.56	4130 928,500	8800 1,978,000	380 837.7	19/900E
969.0 38.150	1109.0 43.661	6.0 .240	6.0 .240	958.0 37.72	969.0 38.15	1118.0 44.02	1109.0 43.66	5830 1,311,000	14000 3,147,000	560 1,235	29/900E
986.0 38.819	1126.0 44.331	6.0 .240	6.0 .240	970.0 38.19	986.0 38.82	1142.0 44.96	1126.0 44.33	6765 1,521,000	18400 4,137,000	650 1,434	39/900

## AMERICAN ROLLER BEARINGS®

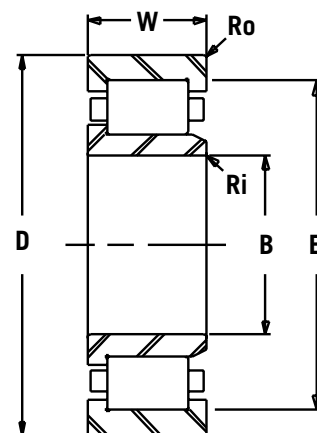
CYLINDRICAL  
ROLLER BEARINGS



TYPE NU



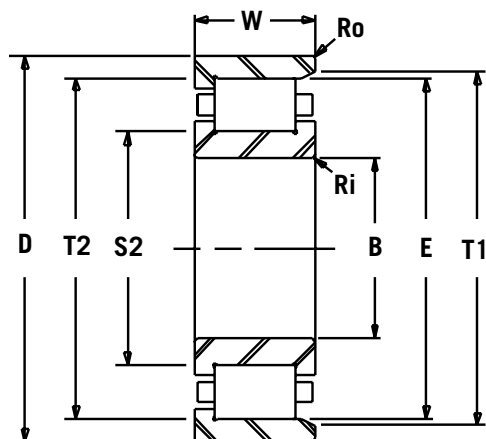
TYPE N



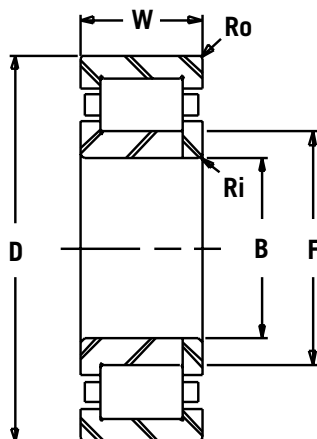
TYPE NJ

						BORE	O.D.	WIDTH
						B	D	W
						mm/IN	mm/IN	mm/IN
NU10/900	N10/900	NJ10/900	NF10/900	NUP10/900	NP10/900	900 35.4331	1280 50.3937	170 6.6929
NU18/950	N18/950	NJ18/950	NF18/950	NUP18/950	NP18/950	950 37.4016	1150 45.2756	90 3.5433
NU19/950	N19/950	NJ19/950	NF19/950	NUP19/950	NP19/950	950 37.4016	1250 49.2126	132 5.1969
NU29/950E	N29/950E	NJ29/950E	NF29/950E	NUP29/950E	NP29/950E	950 37.4016	1250 49.2126	175 6.8898
NU39/950	N39/950	NJ39/950	NF39/950	NUP39/950	NP39/950	950 37.4016	1250 49.2126	224 8.8189
NU10/950	N10/950	NJ10/950	NF10/950	NUP10/950	NP10/950	950 37.4016	1360 53.5433	180 7.0866
NU18/1000	N18/1000	NJ18/1000	NF18/1000	NUP18/1000	NP18/1000	1000 39.3701	1220 48.0315	100 3.9370
NU19/1000	N19/1000	NJ19/1000	NF19/1000	NUP19/1000	NP19/1000	1000 39.3701	1320 51.9685	140 5.5118
NU29/1000E	N29/1000E	NJ29/1000E	NF29/1000E	NUP29/1000E	NP29/1000E	1000 39.3701	1320 51.9685	185 7.2835
NU39/1000	N39/1000	NJ39/1000	NF39/1000	NUP39/1000	NP39/1000	1000 39.3701	1320 51.9685	236 9.2913
NU18/1060	N18/1060	NJ18/1060	NF18/1060	NUP18/1060	NP18/1060	1060 41.7323	1280 50.3937	100 3.9370
NU19/1060	N19/1060	NJ19/1060	NF19/1060	NUP19/1060	NP19/1060	1060 41.7323	1400 55.1181	140 5.5118
NU29/1060E	N29/1060E	NJ29/1060E	NF29/1060E	NUP29/1060E	NP29/1060E	1060 41.7323	1400 55.1181	195 7.6772
NU39/1060E	N39/1060E	NJ39/1060E	NF39/1060E	NUP39/1060E	NP39/1060E	1060 41.7323	1400 55.1181	250 9.8425
NU18/1120E	N18/1120E	NJ18/1120E	NF18/1120E	NUP18/1120E	NP18/1120E	1120 44.0945	1360 53.5433	106 4.1732
NU19/1120	N19/1120	NJ19/1120	NF19/1120	NUP19/1120	NP19/1120	1120 44.0945	1460 57.4803	150 5.9055
NU29/1120	N29/1120	NJ29/1120	NF29/1120	NUP29/1120	NP29/1120	1120 44.0945	1460 57.4803	195 7.6772

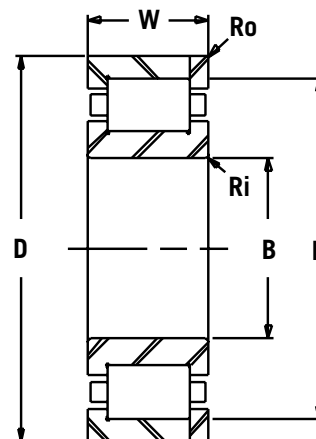
## AMERICAN ROLLER BEARINGS®



**TYPE NF**



**TYPE NUP**



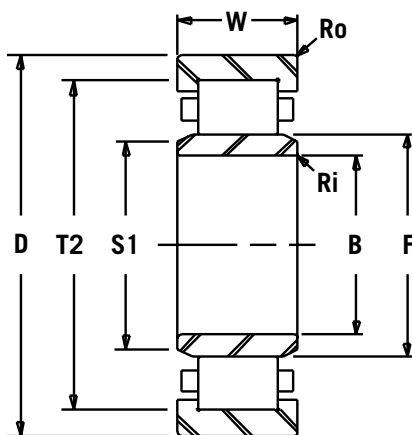
**TYPE NP**

CYLINDRICAL  
ROLLER BEARINGS

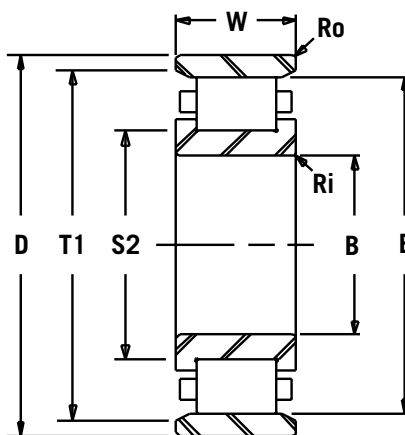
DIA. UNDER ROLLERS	DIA. OVER ROLLERS	MAX. FILLET RADIUS		SHOULDER DIAMETERS				DYNAMIC CAPACITY	STATIC CAPACITY	BEARING WEIGHT	BASIC BEARING NUMBER
		Ri	Ro	SHAFT		HOUSING					
F	E			S1	S2	T1	T2	C	Co	M	
mm/IN	mm/IN	mm/IN	mm/IN	mm/IN	mm/IN	mm/IN	mm/IN	kN/LBS	kN/LBS	kg/LBS	
990.0 38.976	1168.0 45.984	7.5 .300	7.5 .300	980.0 38.58	990.0 38.98	1178.0 46.38	1168.0 45.98	5725 1,287,000	12520 2,815,000	755 1,664	10/900
1004.0 39.528	1104.0 43.465	5.0 .200	5.0 .200	995.0 39.17	1004.0 39.53	1113.0 43.82	1104.0 43.46	2340 526,000	5915 1,330,000	203 446.4	18/950
1025.0 40.354	1175.0 46.260	7.5 .300	7.5 .300	1015.0 39.96	1025.0 40.35	1185.0 46.65	1175.0 46.26	4200 944,200	9135 2,054,000	461.3 1,017	19/950
1024.0 40.315	1184.0 46.614	7.5 .300	7.5 .300	1013.0 39.88	1024.0 40.31	1193.0 46.97	1184.0 46.61	5830 1,311,000	14000 3,147,000	745 1,642	29/950E
1046.0 41.181	1196.0 47.087	7.5 .300	7.5 .300	1030.0 40.55	1046.0 41.18	1212.0 47.72	1196.0 47.09	7735 1,739,000	20925 4,704,000	801.5 1,767	39/950
1055.0 41.535	1233.0 48.543	7.5 .300	7.5 .300	1043.0 41.06	1055.0 41.54	1245.0 49.02	1233.0 48.54	6195 1,393,000	14160 3,183,000	924 2,037	10/950
1053.0 41.457	1165.0 45.866	6.0 .240	6.0 .240	1045.0 41.14	1053.0 41.46	1173.0 46.18	1165.0 45.87	2640 593,500	6550 1,473,000	265 584.2	18/1000
1080.0 42.520	1230.0 48.425	7.5 .300	7.5 .300	1070.0 42.13	1080.0 42.52	1240.0 48.82	1230.0 48.43	4602 1,035,000	10855 2,440,000	557 1,228	19/1000
1082.0 42.598	1242.0 48.898	7.5 .300	7.5 .300	1072.0 42.20	1082.0 42.60	1252.0 49.29	1242.0 48.90	7040 1,583,000	17300 3,889,000	700 1,543	29/1000E
1103.0 43.425	1253.0 49.331	7.5 .300	7.5 .300	1087.0 42.80	1103.0 43.43	1269.0 49.96	1253.0 49.33	8300 1,866,000	23310 5,240,000	961 2,118	39/1000
1118.0 44.016	1218.0 47.953	6.0 .240	6.0 .240	1109.0 43.66	1118.0 44.02	1227.0 48.31	1218.0 47.95	2680 602,500	7300 1,641,000	270 595	18/1060
1148.0 45.197	1314.0 51.732	7.5 .300	7.5 .300	1136.0 44.72	1148.0 45.20	1326.0 52.20	1314.0 51.73	4940 1,111,000	11450 2,574,000	627 1,383	19/1060
1142.0 44.961	1320.0 51.969	7.5 .300	7.5 .300	1133.0 44.61	1142.0 44.96	1331.0 52.40	1320.0 51.97	7210 1,621,000	17300 3,889,000	870 1,918	29/1060E
1146.0 45.118	1312.0 51.654	7.5 .300	7.5 .300	1130.0 44.49	1146.0 45.12	1326.0 52.17	1312.0 51.65	9130 2,053,000	24000 5,396,000	1150 2,535	39/1060E
1182.0 46.535	1302.0 51.260	6.0 .240	6.0 .240	1173.0 46.18	1182.0 46.54	1310.0 51.57	1302.0 51.26	3410 766,600	8650 1,945,000	335 738.5	18/1120E
1208.0 47.559	1374.0 54.094	7.5 .300	7.5 .300	1196.0 47.09	1208.0 47.56	1386.0 54.57	1374.0 54.09	5510 1,239,000	13415 3,016,000	713 1,573	19/1120
1205.0 47.441	1371.0 53.976	7.5 .300	7.5 .300	1194.0 47.01	1205.0 47.44	1382.0 54.41	1371.0 53.98	7815 1,757,000	20990 4,719,000	927 2,044	29/1120

## AMERICAN ROLLER BEARINGS®

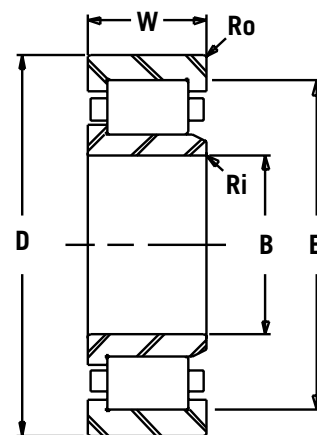
CYLINDRICAL  
ROLLER BEARINGS



TYPE NU



TYPE N

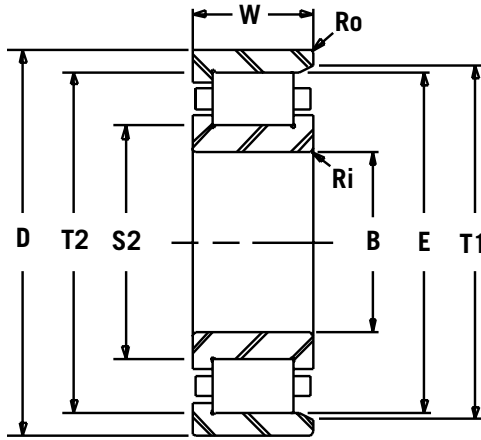


TYPE NJ

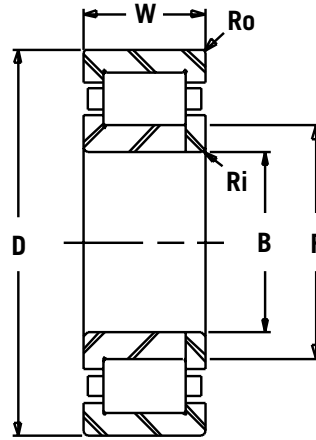
						BORE	O.D.	WIDTH
						B	D	W
						mm/IN	mm/IN	mm/IN
NU39/1120	N39/1120	NJ39/1120	NF39/1120	NUP39/1120	NP39/1120	1120 44.0945	1460 57.4803	250 9.8425
NU18/1180E	N18/1180E	NJ18/1180E	NF18/1180E	NUP18/1180E	NP18/1180E	1180 46.4567	1420 55.9055	106 4.1732
NU19/1180	N19/1180	NJ19/1180	NF19/1180	NUP19/1180	NP19/1180	1180 46.4567	1540 60.6299	160 6.2992
NU29/1180E	N29/1180E	NJ29/1180E	NF29/1180E	NUP29/1180E	NP29/1180E	1180 46.4567	1540 60.6299	206 8.1102
NU18/1250	N18/1250	NJ18/1250	NF18/1250	NUP18/1250	NP18/1250	1250 49.2126	1500 59.0551	112 4.4094
NU19/1250	N19/1250	NJ19/1250	NF19/1250	NUP19/1250	NP19/1250	1250 49.2126	1630 64.1732	170 6.6929
NU29/1250	N29/1250	NJ29/1250	NF29/1250	NUP29/1250	NP29/1250	1250 49.2126	1630 64.1732	218 8.5827
NU18/1320E	N18/1320E	NJ18/1320E	NF18/1320E	NUP18/1320E	NP18/1320E	1320 51.9685	1600 62.9921	122 4.8031
NU19/1320	N19/1320	NJ19/1320	NF19/1320	NUP19/1320	NP19/1320	1320 51.9685	1720 67.7165	175 6.8898
NU29/1320E	N29/1320E	NJ29/1320E	NF29/1320E	NUP29/1320E	NP29/1320E	1320 51.9685	1720 67.7165	230 9.0551
NU39/1320	N39/1320	NJ39/1320	NF39/1320	NUP39/1320	NP39/1320	1320 51.9685	1720 67.7165	300 11.8110
NU31/1320E	N31/1320E	NJ31/1320E	NF31/1320E	NUP31/1320E	NP31/1320E	1320 51.9685	2060 81.1024	560 22.0472
NU18/1400	N18/1400	NJ18/1400	NF18/1400	NUP18/1400	NP18/1400	1400 55.1181	1700 66.9291	132 5.1969
NU19/1400	N19/1400	NJ19/1400	NF19/1400	NUP19/1400	NP19/1400	1400 55.1181	1820 71.6535	185 7.2835
NU29/1400	N29/1400	NJ29/1400	NF29/1400	NUP29/1400	NP29/1400	1400 55.1181	1820 71.6535	243 9.5669
NU18/1500	N18/1500	NJ18/1500	NF18/1500	NUP18/1500	NP18/1500	1500 59.0551	1820 71.6535	140 5.5118
NU19/1500E	N19/1500E	NJ19/1500E	NF19/1500E	NUP19/1500E	NP19/1500E	1500 59.0551	1950 76.7717	195 7.6772
NU29/1500	N29/1500	NJ29/1500	NF29/1500	NUP29/1500	NP29/1500	1500 59.0551	1950 76.7717	258 10.1575



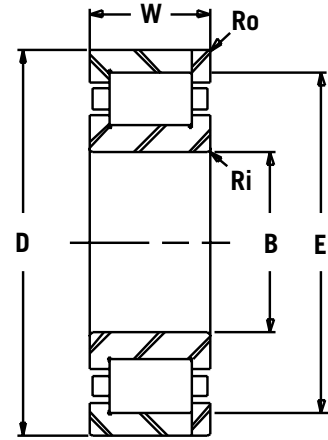
## AMERICAN ROLLER BEARINGS®



**TYPE NF**



**TYPE NUP**



**TYPE NP**

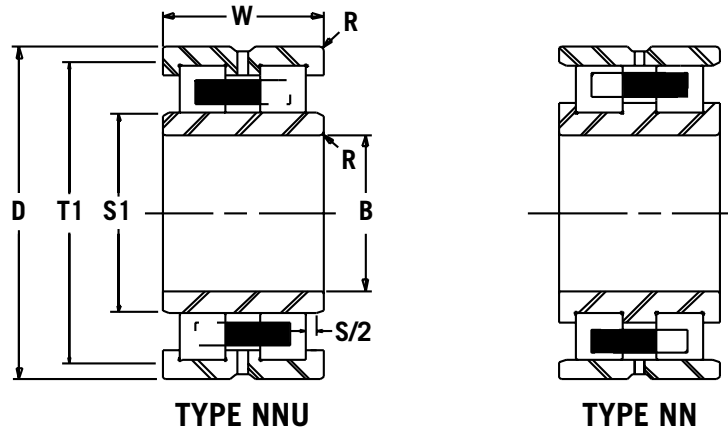
CYLINDRICAL  
ROLLER BEARINGS

DIA. UNDER ROLLERS	DIA. OVER ROLLERS	MAX. FILLET RADIUS		SHOULDER DIAMETERS				DYNAMIC CAPACITY	STATIC CAPACITY	BEARING WEIGHT	BASIC BEARING NUMBER
				SHAFT		HOUSING					
F	E	Ri	Ro	S1	S2	T1	T2	C	Co	M	
mm/IN	mm/IN	mm/IN	mm/IN	mm/IN	mm/IN	mm/IN	mm/IN	kN/LBS	kN/LBS	kg/LBS	
1220.0 48.031	1386.0 54.567	7.5 .300	7.5 .300	1204.0 47.40	1220.0 48.03	1402.0 55.20	1386.0 54.57	9,665 2,173,000	27,700 6,227,000	1,203 2,651	39/1120
1242.0 48.898	1362.0 53.622	6.0 .240	6.0 .240	1228.0 48.35	1242.0 48.90	1376.0 54.17	1362.0 53.62	3,030 681,200	7,800 1,754,000	350 772	18/1180E
1275.0 50.197	1453.0 57.205	7.5 .300	7.5 .300	1263.0 49.72	1275.0 50.20	1465.0 57.68	1453.0 57.20	6,180 1,389,000	15,010 3,374,000	849 1,872	19/1180
1258.0 49.528	1448.0 57.008	7.5 .300	7.5 .300	1247.0 49.09	1258.0 49.53	1459.0 57.44	1448.0 57.01	8,970 2,017,000	21,600 4,856,000	1,050 2,315	29/1180E
1316.0 51.811	1444.0 56.850	6.0 .240	6.0 .240	1307.0 51.46	1316.0 51.81	1453.0 57.20	1444.0 56.85	3,630 816,100	9,715 2,184,000	413 910	18/1250
1350.0 53.150	1528.0 60.157	7.5 .300	7.5 .300	1338.0 52.68	1350.0 53.15	1540.0 60.63	1528.0 60.16	6,805 1,530,000	17,300 3,889,000	1,009 2,224	19/1250
1345.0 52.953	1523.0 59.961	7.5 .300	7.5 .300	1334.0 52.52	1345.0 52.95	1534.0 60.39	1523.0 59.96	9,255 2,081,000	25,675 5,772,000	1,293 2,851	29/1250
1385.0 54.528	1535.0 60.433	6.0 .240	6.0 .240	1376.0 54.17	1385.0 54.53	1544.0 60.79	1535.0 60.43	3,800 854,300	10,000 2,248,000	530 1,168	18/1320E
1425.0 56.102	1603.0 63.110	7.5 .300	7.5 .300	1410.0 55.51	1425.0 56.10	1618.0 63.70	1603.0 63.11	7,280 1,637,000	19,215 4,320,000	1,153 2,543	19/1320
1420.0 55.906	1600.0 62.992	7.5 .300	7.5 .300	1406.0 55.35	1420.0 55.91	1616.0 63.62	1600.0 62.99	11,400 2,563,000	30,500 6,857,000	1,516 3,343	29/1320E
1440.0 56.693	1640.0 64.567	7.5 .300	7.5 .300	1420.0 55.91	1440.0 56.69	1660.0 65.35	1640.0 64.57	13,200 2,967,000	34,000 7,644,000	1,910 4,211	39/1320
1385.0 54.528	1512.0 59.528	15.0 .590	15.0 .590	1376.0 54.17	1385.0 54.53	1519.0 59.80	1512.0 59.53	3,800 854,300	10,000 2,248,000	7,593 16,740	31/1320E
1480.0 58.268	1630.0 64.173	7.5 .300	7.5 .300	1470.0 57.87	1480.0 58.27	1640.0 64.57	1630.0 64.17	4,820 1,084,000	12,770 2,871,000	658 1,450	18/1400
1510.0 59.449	1688.0 66.457	9.5 .375	9.5 .375	1495.0 58.86	1510.0 59.45	1703.0 67.05	1688.0 66.46	7,850 1,765,000	21,600 4,856,000	1,356 2,990	19/1400
1505.0 59.252	1705.0 67.126	9.5 .375	9.5 .375	1490.0 58.66	1505.0 59.25	1720.0 67.72	1705.0 67.13	11,195 2,517,000	34,075 7,660,000	1,782 3,928	29/1400
1585.0 62.402	1735.0 68.307	7.5 .300	7.5 .300	1575.0 62.01	1585.0 62.40	1745.0 68.70	1735.0 68.31	5,345 1,202,000	14,950 3,361,000	806 1,778	18/1500
1611.0 63.425	1791.0 70.512	9.5 .375	9.5 .375	1596.0 62.83	1611.0 63.43	1806.0 71.10	1791.0 70.51	8,640 1,942,000	24,950 5,609,000	1,641 3,618	19/1500E
1615.0 63.583	1815.0 71.457	9.5 .375	9.5 .375	1600.0 62.99	1615.0 63.58	1830.0 72.05	1815.0 71.46	12,120 2,725,000	38,590 8,675,000	2,171 4,787	29/1500

# TWO ROW, ISO CYLINDRICAL ROLLER BEARINGS

## AMERICAN ROLLER BEARINGS®

CYLINDRICAL  
ROLLER BEARINGS



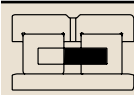
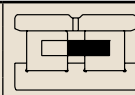
		BORE		O.D.		WIDTH		MAX. FILLET RADIUS R	SHOULDER DIAMETERS		AXIAL FLOAT S*	DYNAMIC CAPACITY C	STATIC CAPACITY Co	BRG. WT. M
		B	D	W	S1	T1	HSNG.							
		mm/IN	mm/IN	mm/IN	mm/IN	mm/IN	mm/IN							
NNU4926	NN4926	130	180	50	1.5	138	172	2.2	185	390	3.9			
		5.1181	7.0866	1.9685	.060	5.43	6.77	.087	41,600	87,700	8.6			
NNU3026	NN3026	130	200	52	2.0	140	190	3.8	285	475	5.8			
		5.1181	7.8740	2.0472	.080	5.51	7.48	.150	64,100	106,800	12.8			
NNU4126	NN4126	130	210	80	2.0	138	200	2.1	560	965	10.5			
		5.1181	8.2677	3.1496	.080	5.43	7.87	.083	125,900	217,000	23.1			
NNU4928	NN4928	140	190	50	1.5	148	182	2.2	190	400	4.1			
		5.5118	7.4803	1.9685	.060	5.83	7.17	.087	42,800	90,000	9			
NNU3028	NN3028	140	210	53	2.0	150	200	3.8	295	520	6.2			
		5.5118	8.2677	2.0866	.080	5.91	7.87	.150	66,400	117,000	13.7			
NNU4128	NN4128	140	225	85	2.0	151	214	2.4	625	1040	13			
		5.5118	8.8583	3.3465	.080	5.94	8.43	.094	140,600	233,900	28.7			
NNU4930	NN4930	150	210	60	2.0	160	200	2.0	330	655	6.3			
		5.9055	8.2677	2.3622	.080	6.30	7.87	.079	74,200	147,300	14			
NNU4130	NN4130	150	250	100	2.0	161	239	4.3	750	1290	18			
		5.9055	9.8425	3.9370	.080	6.34	9.41	.169	168,700	290,100	40			
NNU4932	NN4932	160	220	60	2.0	170	210	2.0	330	680	7			
		6.2992	8.6614	2.3622	.080	6.69	8.27	.079	74,200	152,900	14.6			
NNU4132	NN4132	160	270	109	2.0	171	259	4.1	935	1530	25			
		6.2992	10.6299	4.2913	.080	6.73	10.20	.161	210,200	344,000	55			
NNU4934	NN4934	170	230	60	2.0	180	220	2.0	335	695	7			
		6.6929	9.0551	2.3622	.080	7.09	8.66	.079	75,400	156,300	15.4			
NNU4134	NN4134	170	280	109	2.0	181	269	4.0	970	1630	26			
		6.6929	11.0236	4.2913	.080	7.13	10.59	.157	218,100	366,500	57.3			
NNU4936	NN4936	180	250	69	2.0	190	240	2.3	400	850	10.5			
		7.0866	9.8425	2.7165	.080	7.48	9.45	.091	90,000	191,100	23.1			
NNU4136	NN4136	180	300	118	2.5	193	287	3.9	1080	1830	32.5			
		7.0866	11.8110	4.6457	.100	7.60	11.30	.154	242,800	411,500	71.5			
NNU4938	NN4938	190	260	69	2.0	200	250	2.3	400	880	11			
		7.4803	10.2362	2.7165	.080	7.87	9.84	.091	90,000	197,900	24.3			
NNU4138	NN4138	190	320	128	2.5	203	307	4.0	1320	2200	41			
		7.4803	12.5984	5.0394	.100	7.99	12.09	.157	296,800	494,600	90.5			
NNU4940	NN4940	200	280	80	2.0	211	269	3.7	485	1040	15			
		7.8740	11.0236	3.1496	.080	8.31	10.59	.146	109,100	233,900	33.1			
NNU4140	NN4140	200	340	140	2.5	213	327	5.3	1470	2550	51			
		7.8740	13.3858	5.5118	.100	8.39	12.87	.209	330,500	573,300	112			

\* - Allowable axial float to prevent rollers from overhanging the lead-in levels of the straight race.

# TWO ROW, ISO CYLINDRICAL ROLLER BEARINGS

## AMERICAN ROLLER BEARINGS®

CYLINDRICAL  
ROLLER BEARINGS

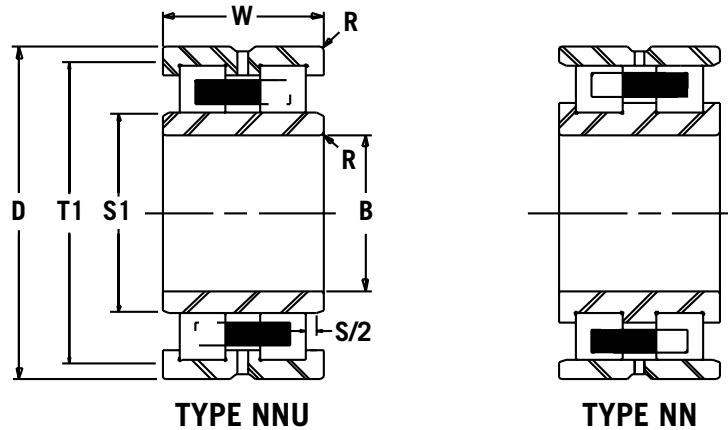
		BORE	O.D.	WIDTH	MAX. FILLET RADIUS	SHOULDER DIAMETERS		AXIAL FLOAT	DYNAMIC CAPACITY	STATIC CAPACITY	BRG. WT.
		B	D	W	R	SHAFT	HSNG.	S*	C	Co	M
		mm/IN	mm/IN	mm/IN	mm/IN	mm/IN	mm/IN	mm/IN	mm/IN	kN/LBS	kN/LBS
NNU4944	NN4944	220	300	80	2.0	231	289	3.7	510	1140	16.5
		8.6614	11.8110	3.1496	.080	9.09	11.38	.146	114,700	256,300	36.4
NNU4144	NN4144	220	370	150	3.0	236	354	5.5	1650	2900	65
		8.6614	14.5669	5.9055	.120	9.29	13.94	.217	371,000	652,000	143
NNU4948	NN4948	240	320	80	2.0	251	309	3.7	530	1220	18
		9.4488	12.5984	3.1496	.080	9.88	12.17	.146	119,200	274,300	38.5
NNU3048	NN3048	240	360	92	2.5	252	347	7.4	850	1560	32
		9.4488	14.1732	3.6220	.100	9.92	13.66	.291	191,100	350,800	70.5
NNU4148	NN4148	240	400	160	3.0	256	384	4.6	1980	3650	85
		9.4488	15.7480	6.2992	.120	10.08	15.12	.181	445,200	820,600	187
NNU4952	NN4952	260	360	100	2.0	271	349	4.5	750	1700	31
		10.2362	14.1732	3.9370	.080	10.67	13.74	.177	168,700	382,200	67
NNU4052	NN4052	260	400	140	3.0	276	384	5.5	1650	3150	63.5
		10.2362	15.7480	5.5118	.120	10.87	15.12	.217	371,000	708,200	140
NNU4152	NN4152	260	440	180	3.0	276	424	5.1	2200	3900	110
		10.2362	17.3228	7.0866	.120	10.87	16.69	.201	494,600	876,800	242.5
NNU4956	NN4956	280	380	100	2.0	291	369	4.5	765	1800	33.5
		11.0236	14.9606	3.9370	.080	11.46	14.53	.177	172,000	404,700	74
NNU4056	NN4056	280	420	140	3.0	296	404	5.5	1650	3150	66.5
		11.0236	16.5354	5.5118	.120	11.65	15.91	.217	371,000	708,200	146.5
NNU4860	NN4860	300	380	80	2.0	308	369	3.6	585	1560	22
		11.8110	14.9606	3.1496	.080	12.13	14.53	.142	131,600	350,800	48.5
NNU4960	NN4960	300	420	118	2.5	314	406	5.5	1020	2360	50
		11.8110	16.5354	4.6457	.100	12.36	15.98	.217	229,400	530,600	110
NNU4060	NN4060	300	460	160	3.0	316	444	6.5	2010	4000	96
		11.8110	18.1102	6.2992	.120	12.44	17.48	.256	451,900	899,300	211.5
NNU4160	NN4160	300	500	200	4.0	320	480	7.3	2860	5300	155
		11.8110	19.6850	7.8740	.160	12.60	18.90	.287	643,000	1,191,500	342
NNU4864	NN4864	320	400	80	2.0	328	389	3.6	765	2080	24.5
		12.5984	15.7480	3.1496	.080	12.91	15.31	.142	172,000	467,700	54
NNU4964	NN4964	320	440	118	2.5	334	426	5.5	1060	2500	55.5
		12.5984	17.3228	4.6457	.100	13.15	16.77	.217	238,300	562,100	122.4
NNU4064	NN4064	320	480	160	3.0	336	464	6.4	2120	4300	100
		12.5984	18.8976	6.2992	.120	13.23	18.27	.252	476,600	966,700	220.5
NNU4164	NN4164	320	540	218	4.0	340	520	8.9	3410	6200	200
		12.5984	21.2598	8.5827	.160	13.39	20.47	.350	766,700	1,393,900	441
NNU4868	NN4868	340	420	80	2.0	352	408	3.6	645	1830	25
		13.3858	16.5354	3.1496	.080	13.86	16.06	.142	145,100	411,500	55
NNU4968	NN4968	340	460	118	2.5	354	446	5.5	1100	2650	56
		13.3858	18.1102	4.6457	.100	13.94	17.56	.217	247,300	595,800	123.5
NNU4068	NN4068	340	520	180	4.0	360	500	7.5	2550	5100	140
		13.3858	20.4724	7.0866	.160	14.17	19.69	.295	573,300	1,146,600	309
NNU4168	NN4168	360	580	243	4.0	360	560	10.0	4020	7500	260
		14.1732	22.8346	9.5669	.080	14.17	22.05	.394	903,800	1,686,100	573
NNU4972	NN4972	360	480	118	2.5	374	466	5.5	1120	2800	58.5
		14.1732	18.8976	4.6457	.100	14.72	18.35	.217	251,800	629,500	129
NNU4072	NN4072	360	540	180	4.0	360	520	7.5	2800	5700	140
		14.1732	21.2598	7.0866	.160	14.17	20.47	.295	629,500	1,281,500	309

\* - Allowable axial float to prevent rollers from overhanging the lead-in bevels of the straight race.

# TWO ROW, ISO CYLINDRICAL ROLLER BEARINGS

## AMERICAN ROLLER BEARINGS®

CYLINDRICAL  
ROLLER BEARINGS



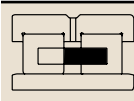
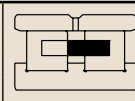
		BORE		O.D.	WIDTH	MAX. FILLET RADIUS	SHOULDER DIAMETERS		AXIAL FLOAT	DYNAMIC CAPACITY	STATIC CAPACITY	BRG. WT.
		B	D	W	R	S1	HSNG.	T1	S*	C	Co	M
		mm/IN	mm/IN	mm/IN	mm/IN	mm/IN	mm/IN	mm/IN	mm/IN	kN/LBS	kN/LBS	kg/LBS
NNU4172	NN4172	360	600	243	4.0	380	580	5.9	4290	8500	275	
		14.1732	23.6220	9.5669	.080	14.96	22.83	.232	964,500	1,910,900	606	
NNU4876	NN4876	380	480	100	2.0	388	469	3.5	950	2550	44	
		14.9606	18.8976	3.9370	.080	15.28	18.46	.138	213,600	573,300	97	
NNU4976	NN4976	380	520	140	3.0	396	504	5.5	1450	3600	88	
		14.9606	20.4724	5.5118	.120	15.59	19.84	.217	326,000	809,400	193	
NNU4076	NN4076	380	560	180	4.0	400	540	7.3	2860	6000	285	
		14.9606	22.0472	7.0866	.160	15.75	21.26	.287	643,000	1,348,900	628	
NNU4880	NN4880	400	500	100	2.0	412	488	3.5	970	2750	46	
		15.7480	19.6850	3.9370	.080	16.22	19.21	.138	218,100	618,300	101	
NNU4980	NN4980	400	540	140	3.0	416	524	5.5	1470	3800	92	
		15.7480	21.2598	5.5118	.120	16.38	20.63	.217	330,500	854,300	203	
NNU4080	NN4080	400	600	200	4.0	420	580	7.9	3470	7200	205	
		15.7480	23.6220	7.8740	.160	16.54	22.83	.311	780,100	1,618,700	452	
NNU4180	NN4180	400	650	250	5.0	426	624	7.5	4730	9500	325	
		15.7480	25.5906	9.8425	.200	16.77	24.57	.295	1,063,400	2,135,700	716	
NNU4884	NN4884	420	520	100	2.0	428	509	3.5	990	2850	48	
		16.5354	20.4724	3.9370	.080	16.85	20.04	.138	222,600	640,800	106	
NNU4984	NN4984	420	560	140	3.0	436	544	5.5	1510	4000	96	
		16.5354	22.0472	5.5118	.120	17.17	21.42	.217	339,500	899,300	212	
NNU4084	NN4084	420	620	200	4.0	440	600	7.8	3520	7500	183	
		16.5354	24.4094	7.8740	.160	17.32	23.62	.307	791,400	1,686,100	403	
NNU4184	NN4184	420	700	280	5.0	446	674	12.2	5500	11400	440	
		16.5354	27.5591	11.0236	.200	17.56	26.54	.480	1,236,500	2,562,900	970	
NNU4888	NN4888	440	540	100	2.0	448	529	3.5	1010	2900	50	
		17.3228	21.2598	3.9370	.080	17.64	20.83	.138	227,100	652,000	110	
NNU4988	NN4988	440	600	160	3.0	456	584	3.2	2050	5200	130	
		17.3228	23.6220	6.2992	.120	17.95	22.99	.126	460,900	1,169,100	287	
NNU4088	NN4088	440	650	212	5.0	466	624	9.6	3910	8300	215	
		17.3228	25.5906	8.3465	.120	18.35	24.57	.378	879,100	1,866,000	474	
NNU4188	NN4188	440	720	280	5.0	466	694	10.8	5720	11800	450	
		17.3228	28.3465	11.0236	.200	18.35	27.32	.425	1,286,000	2,652,800	992	
NNU4892	NN4892	460	580	118	2.5	474	566	5.2	1190	3250	75	
		18.1102	22.8346	4.6457	.100	18.66	22.28	.205	267,600	730,700	165	
NNU4992	NN4992	460	620	160	3.0	476	604	3.2	2090	5500	135	
		18.1102	24.4094	6.2992	.120	18.74	23.78	.126	469,900	1,236,500	298	

\* - Allowable axial float to prevent rollers from overhanging the lead-in levels of the straight race.

# TWO ROW, ISO CYLINDRICAL ROLLER BEARINGS

## AMERICAN ROLLER BEARINGS®

CYLINDRICAL  
ROLLER BEARINGS

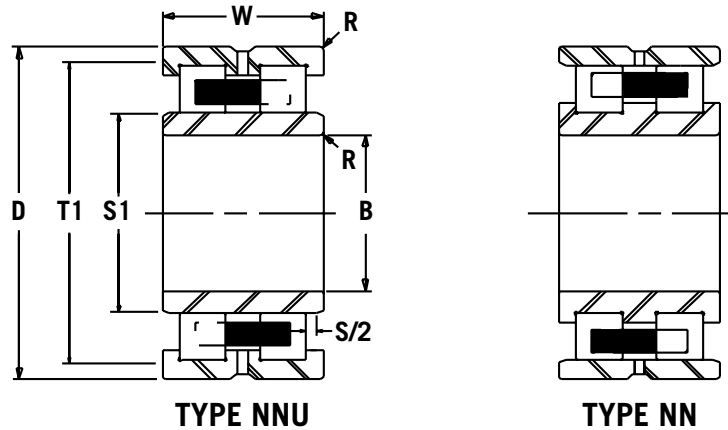
		BORE	O.D.	WIDTH	MAX. FILLET RADIUS	SHOULDER DIAMETERS		AXIAL FLOAT	DYNAMIC CAPACITY	STATIC CAPACITY	BRG. WT.
		B	D	W	R	SHAFT	HSNG.	S*	C	Co	M
		mm/IN	mm/IN	mm/IN	mm/IN	mm/IN	mm/IN	mm/IN	mm/IN	kN/LBS	kN/LBS
NNU4192	NN4192	460 18.1102	760 29.9213	300 11.8110	6.0 .240	493 19.41	727 28.62	12.8 .504	6440 1,447,800	13200 2,967,500	535 1179
NNU4996	NN4996	480 18.8976	650 25.5906	170 6.6929	4.0 .160	500 19.69	630 24.80	3.5 .138	2330 523,900	6100 1,371,400	160 353
NNU4096	NN4096	480 18.8976	700 27.5591	218 8.5827	5.0 .200	506 19.92	674 26.54	7.8 .307	4400 989,200	9650 2,169,500	275 606
NNU4196	NN4196	480 18.8976	790 31.1024	308 12.1260	6.0 .240	513 20.20	757 29.80	12.0 .472	7040 1,582,700	14300 3,214,800	590 1301
NNU49/500	NN49/500	500 19.6850	670 26.3780	170 6.6929	4.0 .160	520 20.47	650 25.59	3.5 .138	2330 523,900	6100 1,371,400	165 364
NNU40/500	NN40/500	500 19.6850	720 28.3465	218 8.5827	5.0 .200	526 20.71	694 27.32	7.7 .303	4460 1,002,700	10000 2,248,200	285 628
NNU41/500	NN41/500	500 19.6850	830 32.6772	325 12.7953	6.0 .240	533 20.98	797 31.38	14.1 .555	7480 1,681,600	15000 3,372,200	710 1565
NNU49/530	NN49/530	530 20.8661	710 27.9528	180 7.0866	4.0 .160	550 21.65	690 27.17	5.5 .217	2860 643,000	7800 1,753,600	200 441
NNU40/530	NN40/530	530 20.8661	780 30.7087	250 9.8425	5.0 .200	556 21.89	754 29.69	9.9 .390	5500 1,236,500	12200 2,742,700	420 926
NNU41/530	NN41/530	530 20.8661	870 34.2520	335 13.1890	6.0 .240	563 22.17	837 32.95	17.0 .669	7810 1,755,800	16000 3,597,000	790 1742
NNU49/560	NN49/560	560 22.0472	750 29.5276	190 7.4803	4.0 .160	580 22.83	730 28.74	5.5 .217	3190 717,200	8650 1,944,700	236 520
NNU40/560	NN40/560	560 22.0472	820 32.2835	258 10.1575	5.0 .200	586 23.07	794 31.26	12.8 .504	5720 1,286,000	12900 2,900,100	475 1047
NNU49/600	NN49/600	600 23.6220	800 31.4961	200 7.8740	4.0 .160	620 24.41	780 30.71	5.5 .217	3580 804,900	10200 2,293,100	280 617
NNU40/600	NN40/600	600 23.6220	870 34.2520	272 10.7087	5.0 .200	626 24.65	844 33.23	9.3 .366	6820 1,533,300	15600 3,507,100	530 1168
NNU41/600	NN41/600	600 23.6220	980 38.5827	375 14.7638	6.0 .240	633 24.92	947 37.28	18.5 .728	9900 2,225,700	21100 4,743,500	480 1058
NNU49/630	NN49/630	630 24.8031	850 33.4646	218 8.5827	5.0 .200	656 25.83	824 32.44	7.0 .276	4020 903,800	11400 2,562,900	355 783
NNU40/630	NN40/630	630 24.8031	920 36.2205	290 11.4173	6.0 .240	663 26.10	887 34.92	10.2 .402	7650 1,719,800	17500 3,934,200	635 1400
NNU41/630	NN41/630	630 24.8031	1030 40.5512	400 15.7480	6.0 .240	663 26.10	997 39.25	19.7 .776	11000 2,473,000	24000 5,395,500	1330 2932
NNU49/670	NN49/670	670 26.3780	900 35.4331	230 9.0551	5.0 .200	696 27.40	874 34.41	6.0 .236	4950 1,112,900	13700 3,079,900	410 904
NNU40/670	NN40/670	670 26.3780	980 38.5827	308 12.1260	6.0 .240	703 27.68	947 37.28	11.8 .465	8420 1,893,000	19600 4,406,300	765 1687
NNU41/670	NN41/670	670 26.3780	1090 42.9134	412 16.2205	6.0 .240	703 27.68	1057 41.61	19.5 .768	12100 2,720,300	25500 5,732,700	1500 3307
NNU40/710	NN40/710	710 27.9528	1030 40.5512	315 12.4016	6.0 .240	743 29.25	997 39.25	10.9 .429	9350 2,102,000	21600 4,855,900	850 1874
NNU41/710	NN41/710	710 27.9528	1150 45.2756	438 17.2441	8.0 .160	750 29.53	1110 43.70	20.5 .807	13400 3,012,500	28500 6,407,100	1790 3946
NNU48/750	NN48/750	750 29.5276	920 36.2205	170 6.6929	4.0 .200	770 30.31	904 35.59	6.7 .264	3410 766,700	10200 2,293,100	240 529

\* - Allowable axial float to prevent rollers from overhanging the lead-in bevels of the straight race.

# TWO ROW, ISO CYLINDRICAL ROLLER BEARINGS

## AMERICAN ROLLER BEARINGS®

CYLINDRICAL ROLLER BEARINGS

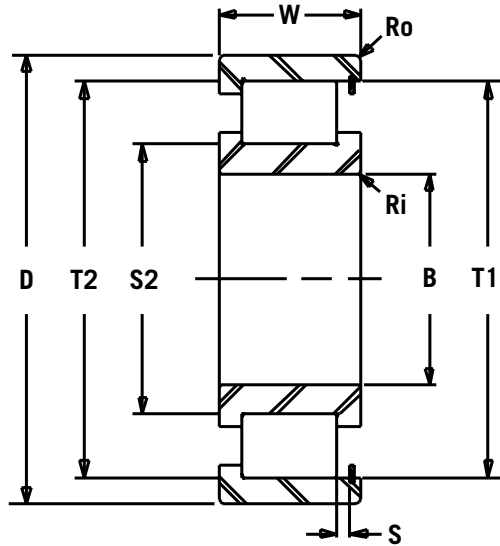


		BORE		O.D.	WIDTH	MAX. FILLET RADIUS	SHOULDER DIAMETERS		AXIAL FLOAT	DYNAMIC CAPACITY	STATIC CAPACITY	BRG. WT.
		B	D	D	W	R	SHAFT	HSNG.	S*	C	Co	M
		mm/IN	mm/IN	mm/IN	mm/IN	mm/IN	mm/IN	mm/IN	mm/IN	kN/LBS	kN/LBS	kg/LBS
NNU49/750	NN49/750	750	1000	250	5.0	776	974	7.5	5500	16000	540	
		29.5276	39.3701	9.8425	.200	30.55	38.35	.295	1,236,500	3,597,000	1190	
NNU40/750	NN40/750	750	1090	335	6.0	783	1057	13.5	10200	24000	925	
		29.5276	42.9134	13.1890	.240	30.83	41.61	.531	2,293,100	5,395,500	2039	
NNU41/750	NN41/750	750	1220	475	8.0	790	1180	19.0	16100	35500	2230	
		29.5276	48.0315	18.7008	.315	31.10	46.46	.748	3,619,500	7,980,800	4916	
NNU49/800	NN49/800	800	1060	258	5.0	826	1034	8.0	5830	17000	615	
		31.4961	41.7323	10.1575	.200	32.52	40.71	.315	1,310,700	3,821,800	1356	
NNU40/800	NN40/800	800	1150	345	6.0	833	1117	16.3	10800	26000	1140	
		31.4961	45.2756	13.5827	.240	32.80	43.98	.642	2,428,000	5,845,100	2513	
NNU41/800	NN41/800	800	1280	475	8.0	840	1240	18.6	16500	36500	2390	
		31.4961	50.3937	18.7008	.315	33.07	48.82	.732	3,709,400	8,205,600	5269	
NNU49/850	NN49/850	850	1120	272	5.0	876	1094	8.5	5940	18000	360	
		33.4646	44.0945	10.7087	.200	34.49	43.07	.335	1,335,400	4,046,600	794	
NNU40/850	NN40/850	850	1220	365	6.0	883	1187	18.2	11700	28500	1350	
		33.4646	48.0315	14.3701	.240	34.76	46.73	.717	2,630,300	6,407,100	2976	
NNU49/900	NN49/900	900	1180	280	5.0	926	1154	8.5	6600	20000	805	
		35.4331	46.4567	11.0236	.200	36.46	45.43	.335	1,483,800	4,496,300	1775	
NNU40/900	NN40/900	900	1280	375	6.0	933	1257	17.8	12800	31500	1500	
		35.4331	50.3937	14.7638	.240	36.73	49.49	.701	2,877,600	7,081,600	3307	
NNU49/950	NN49/950	950	1250	300	6.0	983	1217	9.0	7370	22400	960	
		37.4016	49.2126	11.8110	.240	38.70	47.91	.354	1,656,900	5,035,800	2116	
NNU40/950	NN40/950	950	1360	412	6.0	983	1327	20.4	14200	35500	1900	
		37.4016	53.5433	16.2205	.240	38.70	52.24	.803	3,192,400	7,980,800	4189	
NNU49/1000	NN49/1000	1000	1320	315	6.0	1033	1287	9.5	8580	26000	1250	
		39.3701	51.9685	12.4016	.240	40.67	50.67	.374	1,928,900	5,845,100	2756	
NNU40/1000	NN40/1000	1000	1420	412	6.0	1033	1387	19.8	15400	38000	2000	
		39.3701	55.9055	16.2205	.240	40.67	54.61	.780	3,462,100	8,542,800	4409	
NNU49/1060	NN49/1060	1060	1400	335	6.0	1093	1367	10.0	10500	30500	1350	
		41.7323	55.1181	13.1890	.240	43.03	53.82	.394	2,360,600	6,856,800	2976	
NNU49/1120	NN49/1120	1120	1460	335	6.0	1153	1427	10.0	10500	31500	1450	
		44.0945	57.4803	13.1890	.240	45.39	56.18	.394	2,360,600	7,081,600	3197	
NNU49/1180	NN49/1180	1180	1540	355	6.0	1213	1507	15.3	11900	36000	1650	
		46.4567	60.6299	13.9764	.240	47.76	59.33	.602	2,675,300	8,093,200	3638	

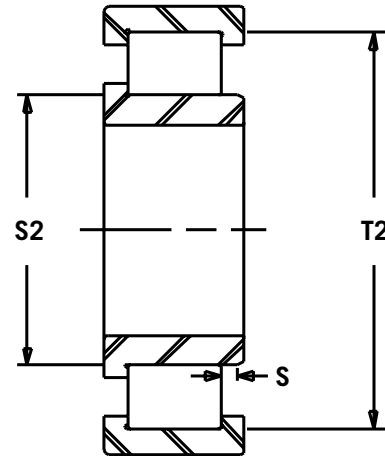
\* - Allowable axial float to prevent rollers from overhanging the lead-in levels of the straight race.

# FULL COMPLEMENT ISO CYLINDRICAL ROLLER BEARINGS

## AMERICAN ROLLER BEARINGS®



TYPE NCF



TYPE NJG

CYLINDRICAL ROLLER BEARINGS

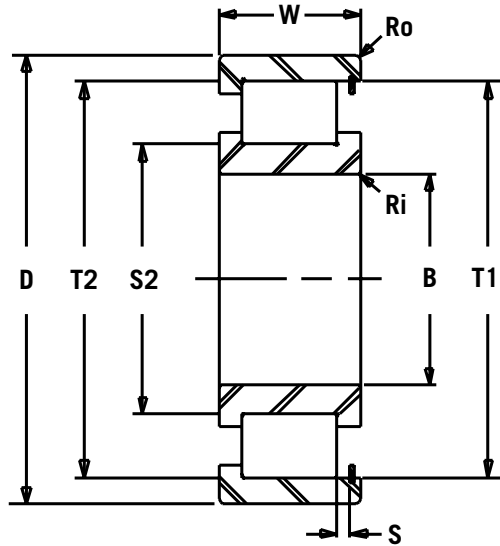
		BORE		O.D.	WIDTH	MAX. FILLET RADIUS		SHLDR. DIAMETERS			AXIAL FLOAT	DYNAMIC CAPACITY	STATIC CAPACITY	BRG. WT.
		B	D	W	Ri	Ro	S2	T2	T1	S	C	Co	M	
		mm/IN	mm/IN	mm/IN	mm/IN	mm/IN	mm/IN	mm/IN	mm/IN	mm/IN	mm/IN	kN/LBS	kN/LBS	kg/LBS
NCF3020V	NJG3020V	100 3.9370	150 5.9055	37 1.4567	1.5 .060	1.0 .040	108 4.25	142 5.59	145 5.71	2.0 0.08	242 54,500	375 84,400	2.2 5.0	
NCF2220V	NJG2220V	100 3.9370	180 7.0866	46 1.8110	2.0 .080	2.0 .080	111 4.37	169 6.65	169 6.65	2.5 0.10	380 85,500	530 119,200	5.0 11.2	
NCF2320V	NJG2320V	100 3.9370	215 8.4646	73 2.8740	2.5 .100	2.0 .080	113 4.45	202 7.95	202 7.95	4.5 0.18	705 158,500	900 202,400	13 28.5	
NCF3022V	NJG3022V	110 4.3307	170 6.6929	45 1.7717	2.0 .080	1.0 .040	119 4.69	161 6.34	165 6.50	3.0 0.12	330 74,200	500 112,500	3.5 8	
NCF2222V	NJG2222V	110 4.3307	200 7.8740	53 2.0866	2.0 .080	2.0 .080	122 4.80	188 7.40	188 7.40	4.0 0.16	440 99,000	600 134,900	7 16	
NCF2322V	NJG2322V	110 4.3307	240 9.4488	80 3.1496	2.5 .100	2.5 .100	123 4.84	227 8.94	228 8.98	5.0 0.20	860 193,400	1060 238,300	17.5 38.5	
NCF3024V	NJG3024V	120 4.7244	180 7.0866	46 1.8110	2.0 .080	1.0 .040	129 5.08	171 6.73	175 6.89	3.5 0.14	340 76,500	550 123,700	4 9	
NCF2224V	NJG2224V	120 4.7244	215 8.4646	48 1.8898	2.0 .080	2.0 .080	132 5.20	203 7.99	205 8.07	4.0 0.16	515 115,800	735 165,300	9 20	
NCF2324V	NJG2324V	120 4.7244	260 10.2362	86 3.3858	2.5 .100	2.5 .100	133 5.24	247 9.72	248 9.76	5.5 0.22	935 210,200	1200 269,800	22.5 50	
NCF3026V	NJG3026V	130 5.1181	200 7.8740	52 2.0472	2.0 .080	1.0 .040	139 5.47	191 7.52	195 7.68	3.5 0.14	430 96,700	695 156,300	6 13	
NCF2226V	NJG2226V	130 5.1181	230 9.0551	64 2.5197	2.5 .100	2.5 .100	143 5.63	217 8.54	220 8.66	5.0 0.20	605 136,100	880 197,900	11 24	
NCF2326V	NJG2326V	130 5.1181	280 11.0236	93 3.6614	3.0 .120	3.0 .120	146 5.75	264 10.39	270 10.63	6.0 0.24	1080 242,800	1430 321,500	28 61.5	
NCF3028V	NJG3028V	140 5.5118	210 8.2677	53 2.0866	2.0 .080	1.0 .040	149 5.87	201 7.91	205 8.07	3.5 0.14	470 105,700	750 168,700	6 13.5	
NCF2228V	NJG2228V	140 5.5118	250 9.8425	68 2.6772	2.5 .100	2.5 .100	153 6.02	237 9.33	240 9.45	5.0 0.20	695 156,300	1020 229,400	14.5 32	
NCF2328V	NJG2328V	140 5.5118	300 11.8110	102 4.0157	3.0 .120	3.0 .120	156 6.14	284 11.18	290 11.42	6.5 0.26	1230 276,600	1660 373,200	35.5 78	



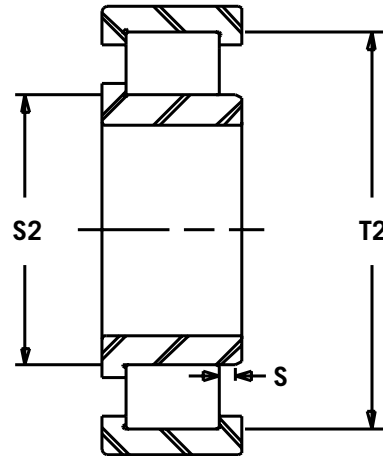
# FULL COMPLEMENT ISO CYLINDRICAL ROLLER BEARINGS

## AMERICAN ROLLER BEARINGS®

CYLINDRICAL ROLLER BEARINGS



TYPE NCF





TYPE NJG

		BORE		O.D.	WIDTH		MAX. FILLET RADIUS		SHLDR. DIAMETERS			AXIAL FLOAT	DYNAMIC CAPACITY	STATIC CAPACITY	BRG. WT.
		B	D	W	Ri	Ro	S2	T2	T1	S	C	Co	M		
		mm/IN	mm/IN	mm/IN	mm/IN	mm/IN	mm/IN	mm/IN	mm/IN	mm/IN	mm/IN	kN/LBS	kN/LBS	kg/LBS	
NCF2930V	NJG2930V	150 5.9055	210 8.2677	36 1.4173	2.0 .080	1.0 .040	159 6.26	201 7.91	204 8.03	0.8 0.03	285 64,100	500 112,500	4 8.6		
NCF3030V	NJG3030V	150 5.9055	225 8.8583	56 2.2047	2.0 .080	1.0 .040	161 6.34	214 8.43	219 8.62	3.5 0.14	540 121,400	865 194,500	7.5 16.5		
NCF2230V	NJG2230V	150 5.9055	270 10.6299	73 2.8740	2.5 .100	2.5 .100	163 6.42	257 10.12	260 10.24	6.0 0.24	790 177,600	1180 265,300	18.5 41		
NCF2330V	NJG2330V	150 5.9055	320 12.5984	108 4.2520	3.0 .120	3.0 .120	166 6.54	277 10.91	280 11.02	6.5 0.26	1450 326,000	1930 433,900	42.5 93.5		
NCF2932V	NJG2932V	160 6.2992	220 8.6614	36 1.4173	2.0 .080	1.0 .040	169 6.65	211 8.31	214 8.43	0.8 0.03	295 66,400	540 121,400	4 9		
NCF3032V	NJG3032V	160 6.2992	240 9.4488	60 2.3622	2.0 .080	1.0 .040	171 6.73	229 9.02	234 9.21	4.0 0.16	585 131,600	950 213,600	9 20		
NCF2232V	NJG2232V	160 6.2992	290 11.4173	80 3.1496	2.5 .100	2.5 .100	173 6.81	277 10.91	280 11.02	6.0 0.24	990 222,600	1500 337,300	23 50.5		
NCF2332V	NJG2332V	160 6.2992	340 13.3858	114 4.4882	3.0 .120	3.0 .120	176 6.93	324 12.76	328 12.91	7.0 0.28	1650 371,000	2240 503,600	49 107.5		
NCF2934V	NJG2934V	170 6.6929	230 9.0551	36 1.4173	2.0 .080	1.0 .040	179 7.05	221 8.70	224 8.82	0.8 0.03	305 68,600	570 128,200	4 9.5		
NCF3034V	NJG3034V	170 6.6929	260 10.2362	67 2.6378	2.0 .080	1.0 .040	181 7.13	249 9.80	254 10.00	7.0 0.28	735 165,300	1180 265,300	12.5 27.5		
NCF2234V	NJG2234V	170 6.6929	310 12.2047	86 3.3858	3.0 .120	3.0 .120	186 7.32	294 11.57	300 11.81	7.0 0.28	1100 247,300	1700 382,200	28.5 63		
NCF2334V	NJG2334V	170 6.6929	360 14.1732	120 4.7244	3.0 .120	3.0 .120	186 7.32	344 13.54	348 13.70	7.0 0.28	1760 395,700	2450 550,800	59.5 131		
NCF2936V	NJG2936V	180 7.0866	250 9.8425	42 1.6535	2.0 .080	1.0 .040	189 7.44	241 9.49	244 9.61	1.0 0.04	390 87,700	695 156,300	6 14		
NCF3036V	NJG3036V	180 7.0866	280 11.0236	74 2.9134	2.0 .080	2.0 .080	191 7.52	269 10.59	273 10.75	5.0 0.20	825 185,500	1370 308,000	16.5 36.5		
NCF2236V	NJG2236V	180 7.0866	320 12.5984	86 3.3858	3.0 .120	3.0 .120	196 7.72	304 11.97	308 12.13	7.0 0.28	1120 251,800	1760 395,700	29.5 65		

# FULL COMPLEMENT ISO CYLINDRICAL ROLLER BEARINGS

## AMERICAN ROLLER BEARINGS®

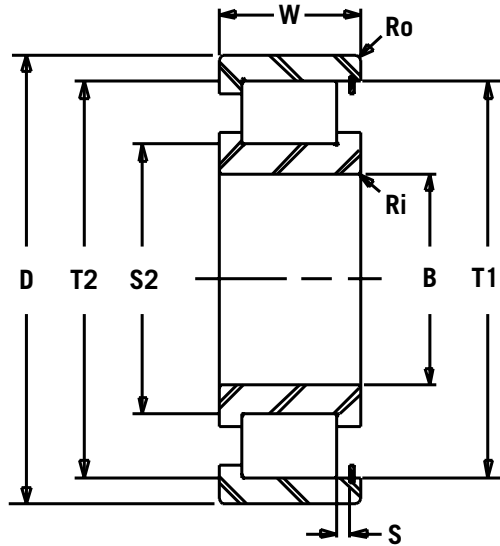
CYLINDRICAL  
ROLLER BEARINGS

		BORE	O.D.	WIDTH	MAX. FILLET RADIUS		SHLDR. DIAMETERS			AXIAL FLOAT	DYNAMIC CAPACITY	STATIC CAPACITY	BRG. WT.
		B	D	W	Ri	Ro	S2	T2	T1	S	C	Co	M
		mm/IN	mm/IN	mm/IN	mm/IN	mm/IN	mm/IN	mm/IN	mm/IN	mm/IN	mm/IN	kN/LBS	kN/LBS
NCF2336V	NJG2336V	180 7.0866	380 14.9606	126 4.9606	3.0 .120	3.0 .120	196 7.72	364 14.33	368 14.49	9.0 0.35	1870 420,400	2650 595,800	69.5 153
NCF2838V	NJG2838V	190 7.4803	240 9.4488	30 1.1811	1.5 .060	1.0 .040	198 7.80	232 9.13	234 9.21	1.8 0.07	225 50,600	460 103,500	3 7
NCF2938V	NJG2938V	190 7.4803	260 10.2362	42 1.6535	2.0 .080	1.0 .040	199 7.83	251 9.88	254 10.00	1.0 0.04	440 99,000	780 175,400	6.6 14.6
NCF3038V	NJG3038V	190 7.4803	290 11.4173	75 2.9528	2.0 .080	2.0 .080	201 7.91	279 10.98	283 11.14	6.0 0.24	860 193,400	1430 321,500	17 37.5
NCF2238V	NJG2238V	190 7.4803	340 13.3858	92 3.6220	3.0 .120	3.0 .120	206 8.11	324 12.76	328 12.91	7.0 0.28	1230 276,600	1960 440,700	36 79.4
NCF2338V	NJG2338V	190 7.4803	400 15.7480	132 5.1969	4.0 .160	4.0 .160	210 8.27	382 15.04	387 15.24	9.0 0.35	2080 467,700	2900 652,000	80 176
NCF1840V	NJG1840V	200 7.8740	250 9.8425	24 0.9449	1.5 .060	1.0 .040	208 8.19	242 9.53	246 9.69	1.8 0.07	175 39,400	330 74,200	2.6 5.7
NCF2840V	NJG2840V	200 7.8740	250 9.8425	30 1.1811	1.5 .060	1.0 .040	208 8.19	242 9.53	246 9.69	1.8 0.07	230 51,800	475 106,800	3.5 7.7
NCF2940V	NJG2940V	200 7.8740	280 11.0236	48 1.8898	2.0 .080	1.5 .060	211 8.31	269 10.59	272 10.71	3.0 0.12	525 118,100	960 215,900	9 20
NCF3040V	NJG3040V	200 7.8740	310 12.2047	82 3.2283	2.0 .080	2.0 .080	211 8.31	299 11.77	303 11.93	6.5 0.26	990 222,600	1700 382,200	22.5 49.5
NCF2240V	NJG2240V	200 7.8740	360 14.1732	98 3.8583	3.0 .120	3.0 .120	216 8.50	344 13.54	348 13.70	7.0 0.28	1400 314,800	2240 503,600	43.5 96
NCF2340V	NJG2340V	200 7.8740	420 16.5354	138 5.4331	4.0 .160	4.0 .160	220 8.66	400 15.75	405 15.94	9.0 0.35	2290 514,900	3200 719,400	92 203
NCF1844V	NJG1844V	220 8.6614	270 10.6299	24 0.9449	1.5 .060	1.0 .040	228 8.98	262 10.31	264 10.39	1.8 0.07	180 40,500	360 81,000	2.9 6.4
NCF2844V	NJG2844V	220 8.6614	270 10.6299	30 1.1811	1.5 .060	1.0 .040	228 8.98	262 10.31	264 10.39	1.8 0.07	240 54,000	530 119,200	4 8.6
NCF2944V	NJG2944V	220 8.6614	300 11.8110	48 1.8898	2.0 .080	1.5 .060	231 9.09	289 11.38	292 11.50	2.5 0.10	510 114,700	1000 224,900	10 22
NCF3044V	NJG3044V	220 8.6614	340 13.3858	90 3.5433	2.5 .100	2.5 .100	233 9.17	327 12.87	330 12.99	7.0 0.28	1190 267,600	2040 458,700	29.5 65
NCF2344V	NJG2344V	220 8.6614	460 18.1102	145 5.7087	5.0 .200	5.0 .200	240 9.45	440 17.32	443 17.44	9.0 0.35	2650 595,800	3800 854,300	117 258
NCF1848V	NJG1848V	240 9.4488	300 11.8110	28 1.1024	2.0 .080	1.0 .040	249 9.80	291 11.46	294 11.57	1.8 0.07	260 58,500	510 114,700	4.4 9.7
NCF2848V	NJG2848V	240 9.4488	300 11.8110	36 1.4173	2.0 .080	1.0 .040	249 9.80	291 11.46	294 11.57	1.8 0.07	340 76,500	720 161,900	5.7 12.6
NCF2948V	NJG2948V	240 9.4488	320 12.5984	48 1.8898	2.0 .080	1.5 .060	251 9.88	309 12.17	312 12.28	2.5 0.10	585 131,600	1140 256,300	11 24
NCF3048V	NJG3048V	240 9.4488	360 14.1732	92 3.6220	2.5 .100	2.5 .100	253 9.96	347 13.66	350 13.78	7.0 0.28	1250 281,100	2240 503,600	32 70.5
NCF2348V	NJG2348V	240 9.4488	500 19.6850	155 6.1024	4.0 .160	4.0 .160	260 10.24	480 18.90	485 19.09	10.0 0.39	3140 706,000	4400 989,200	147 324

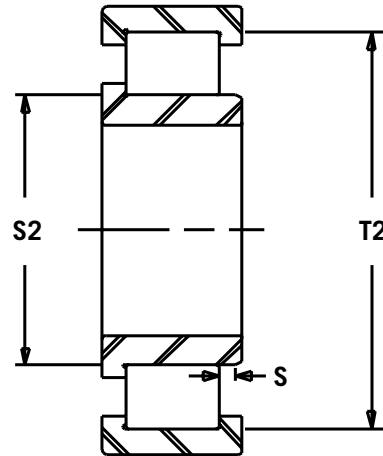
# FULL COMPLEMENT ISO CYLINDRICAL ROLLER BEARINGS

## AMERICAN ROLLER BEARINGS®

CYLINDRICAL ROLLER BEARINGS



TYPE NCF





TYPE NJG

		BORE		O.D.	WIDTH	MAX. FILLET RADIUS		SHLDR. DIAMETERS			AXIAL FLOAT	DYNAMIC CAPACITY	STATIC CAPACITY	BRG. WT.
		B	D	W	Ri	Ro	S2	T2	T1	S	C	Co	M	
		mm/IN	mm/IN	mm/IN	mm/IN	mm/IN	mm/IN	mm/IN	mm/IN	mm/IN	mm/IN	kN/LBS	kN/LBS	kg/LBS
NCF1852V	NJG1852V	260 10.2362	320 12.5984	28 1.1024	2.0 .080	1.0 .040	269 10.59	311 12.24	314 12.36	1.8 0.07	270 60,700	550 123,700	4.8 10.6	
NCF2852V	NJG2852V	260 10.2362	320 12.5984	36 1.4173	2.0 .080	1.0 .040	269 10.59	311 12.24	314 12.36	1.8 0.07	350 78,700	780 175,400	6.2 13.7	
NCF2952V	NJG2952V	260 10.2362	360 14.1732	60 2.3622	2.0 .080	1.5 .060	271 10.67	349 13.74	352 13.86	5.0 0.20	735 165,300	1430 321,500	18.5 41	
NCF3052V	NJG3052V	260 10.2362	400 15.7480	104 4.0945	3.0 .120	3.0 .120	276 10.87	384 15.12	389 15.31	8.0 0.31	1610 362,000	2850 640,800	46.5 102.5	
NCF2352V	NJG2352V	260 10.2362	540 21.2598	165 6.4961	5.0 .200	5.0 .200	286 11.26	514 20.24	519 20.43	11.0 0.43	3580 804,900	5000 1,124,100	177 390	
NCF1856V	NJG1856V	280 11.0236	350 13.7795	33 1.2992	2.0 .080	1.0 .040	289 11.38	341 13.43	344 13.54	2.5 0.10	330 74,200	655 147,300	7 15.5	
NCF2856V	NJG2856V	280 11.0236	350 13.7795	42 1.6535	2.0 .080	1.0 .040	289 11.38	341 13.43	344 13.54	2.5 0.10	445 100,100	1000 224,900	9 20	
NCF2956V	NJG2956V	280 11.0236	380 14.9606	60 2.3622	2.0 .080	1.5 .060	291 11.46	369 14.53	372 14.65	4.0 0.16	900 202,400	1730 389,000	20 44	
NCF3056V	NJG3056V	280 11.0236	420 16.5354	106 4.1732	3.0 .120	3.0 .120	296 11.65	404 15.91	409 16.10	9.0 0.35	1680 377,700	3050 685,700	50 110	
NCF1860V	NJG1860V	300 11.8110	380 14.9606	38 1.4961	2.0 .080	1.5 .060	311 12.24	369 14.53	372 14.65	3.0 0.12	415 93,300	850 191,100	10 22	
NCF2860V	NJG2860V	300 11.8110	380 14.9606	48 1.8898	2.0 .080	1.5 .060	311 12.24	369 14.53	372 14.65	3.0 0.12	570 128,200	1250 281,100	12 26.5	
NCF2960V	NJG2960V	300 11.8110	420 16.5354	72 2.8346	2.5 .100	2.5 .100	313 12.32	407 16.02	410 16.14	5.0 0.20	1120 251,800	2200 494,600	31.5 69.5	
NCF3060V	NJG3060V	300 11.8110	460 18.1102	118 4.6457	3.0 .120	3.0 .120	316 12.44	444 17.48	449 17.68	10.0 0.39	2090 469,900	3750 843,100	69 152	
NCF1864V	NJG1864V	320 12.5984	400 15.7480	38 1.4961	2.0 .080	1.5 .060	331 13.03	389 15.31	392 15.43	3.0 0.12	440 99,000	900 202,400	10.5 23	
NCF2864V	NJG2864V	320 12.5984	400 15.7480	48 1.8898	2.0 .080	1.5 .060	331 13.03	389 15.31	392 15.43	3.0 0.12	585 131,600	1320 296,800	13.5 30	

# FULL COMPLEMENT ISO CYLINDRICAL ROLLER BEARINGS

## AMERICAN ROLLER BEARINGS®

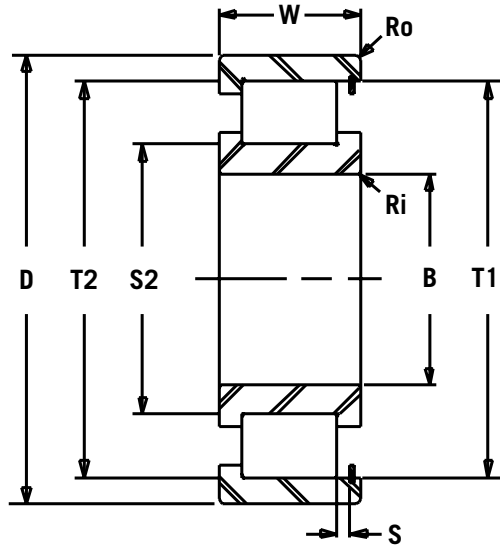
CYLINDRICAL  
ROLLER BEARINGS

		BORE		O.D.	WIDTH		MAX. FILLET RADIUS		SHLDR. DIAMETERS			AXIAL FLOAT	DYNAMIC CAPACITY	STATIC CAPACITY	BRG. WT.
		B	D	W	Ri	Ro	SHAFT		HOUSING		S	C	Co	M	
		mm/IN	mm/IN	mm/IN	mm/IN	mm/IN	mm/IN	mm/IN	mm/IN	mm/IN	mm/IN	mm/IN	kN/LBS	kN/LBS	kg/LBS
NCF2964V	NJG2964V	320	440	72	2.5	2.5	333	427	430	5.0	1140	2300	33		
		12.5984	17.3228	2.8346	.100	.100	13.11	16.81	16.93	0.20	256,300	517,100	73		
NCF3064V	NJG3064V	320	480	121	3.0	3.0	336	464	468	12.0	2120	3900	74.5		
		12.5984	18.8976	4.7638	.120	.120	13.23	18.27	18.43	0.47	476,600	876,800	164		
NCF2968V	NJG2968V	340	460	72	2.5	2.5	353	447	450	5.0	1190	2500	35		
		13.3858	18.1102	2.8346	.100	.100	13.90	17.60	17.72	0.20	267,600	562,100	77		
NCF3068V	NJG3068V	340	520	133	4.0	4.0	360	500	504	12.0	2240	4250	100		
		13.3858	20.4724	5.2362	.160	.160	14.17	19.69	19.84	0.47	503,600	955,500	221		
NCF1872V	NJG1872V	360	440	38	2.0	1.5	371	429	432	3.0	460	1000	12		
		14.1732	17.3228	1.4961	.080	.060	14.61	16.89	17.01	0.12	103,500	224,900	26		
NCF2872V	NJG2872V	360	440	48	2.0	1.5	371	429	432	3.0	630	1460	15		
		14.1732	17.3228	1.8898	.080	.060	14.61	16.89	17.01	0.12	141,700	328,300	33		
NCF2972V	NJG2972V	360	480	72	2.5	2.5	373	467	470	5.0	1230	2600	36.5		
		14.1732	18.8976	2.8346	.100	.100	14.69	18.39	18.50	0.20	276,600	584,600	81		
NCF3072V	NJG3072V	360	540	134	4.0	4.0	380	520	525	12.0	2640	4800	105		
		14.1732	21.2598	5.2756	.160	.160	14.96	20.47	20.67	0.47	593,500	1,079,100	232		
NCF1876V	NJG1876V	380	480	46	2.0	1.5	391	469	472	3.5	630	1290	19.5		
		14.9606	18.8976	1.8110	.080	.060	15.39	18.46	18.58	0.14	141,700	290,100	43		
NCF2876V	NJG2876V	380	480	60	2.0	1.5	391	469	472	3.5	900	2080	25		
		14.9606	18.8976	2.3622	.080	.060	15.39	18.46	18.58	0.14	202,400	467,700	55		
NCF2976V	NJG2976V	380	530	82	3.0	3.0	396	504	509	5.0	1570	3250	52.5		
		14.9606	20.8661	3.2283	.120	.120	15.59	19.84	20.04	0.20	353,000	730,700	116		
NCF3076V	NJG3076V	380	560	135	4.0	4.0	400	540	545	12.0	2700	5100	110		
		14.9606	22.0472	5.3150	.160	.160	15.75	21.26	21.46	0.47	607,000	1,146,600	243		
NCF1880V	NJG1880V	400	500	46	2.0	1.5	411	489	492	3.5	630	1340	20.5		
		15.7480	19.6850	1.8110	.080	.060	16.18	19.25	19.37	0.14	141,700	301,300	45		
NCF2880V	NJG2880V	400	500	60	2.0	1.5	411	489	492	3.5	915	2160	26.5		
		15.7480	19.6850	2.3622	.080	.060	16.18	19.25	19.37	0.14	205,800	485,600	58		
NCF2980V	NJG2980V	400	540	82	3.0	3.0	416	524	529	5.0	1650	3450	54.5		
		15.7480	21.2598	3.2283	.120	.120	16.38	20.63	20.83	0.20	371,000	775,600	120		
NCF3080V	NJG3080V	400	600	148	4.0	4.0	420	580	585	14.0	3190	6100	145		
		15.7480	23.6220	5.8268	.160	.160	16.54	22.83	23.03	0.55	717,200	1,371,400	320		
NCF1884V	NJG1884V	420	520	46	2.0	1.5	431	509	512	3.5	660	1430	21		
		16.5354	20.4724	1.8110	.080	.060	16.97	20.04	20.16	0.14	148,400	321,500	46		
NCF2884V	NJG2884V	420	520	60	2.0	1.5	431	509	512	3.0	950	2280	28		
		16.5354	20.4724	2.3622	.080	.060	16.97	20.04	20.16	0.12	213,600	512,600	62		
NCF2984V	NJG2984V	420	560	82	3.0	3.0	436	544	549	5.0	1650	3600	57		
		16.5354	22.0472	3.2283	.120	.120	17.17	21.42	21.61	0.20	371,000	809,400	126		
NCF3084V	NJG3084V	420	620	150	4.0	4.0	440	600	605	14.0	3300	6300	150		
		16.5354	24.4094	5.9055	.160	.160	17.32	23.62	23.82	0.55	741,900	1,416,400	331		
NCF1888V	NJG1888V	440	540	46	2.0	1.5	451	529	532	3.5	670	1460	22		
		17.3228	21.2598	1.8110	.080	.060	17.76	20.83	20.94	0.14	150,700	328,300	48.5		
NCF2888V	NJG2888V	440	540	60	2.0	1.5	451	529	532	3.5	970	2360	29		
		17.3228	21.2598	2.3622	.080	.060	17.76	20.83	20.94	0.14	218,100	530,600	64		

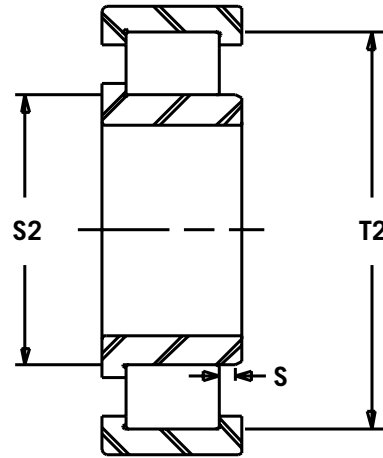
# FULL COMPLEMENT ISO CYLINDRICAL ROLLER BEARINGS

## AMERICAN ROLLER BEARINGS®

CYLINDRICAL ROLLER BEARINGS



TYPE NCF



TYPE NJG

		BORE			O.D.		WIDTH		MAX. FILLET RADIUS			SHLDR. DIAMETERS			AXIAL FLOAT	DYNAMIC CAPACITY	STATIC CAPACITY	BRG. WT.
		B	D	W	Ri	Ro	S2	T2	T1	S	C	Co	M					
		mm/IN	mm/IN	mm/IN	mm/IN	mm/IN	mm/IN	mm/IN	mm/IN	mm/IN	mm/IN	mm/IN	mm/IN	mm/IN	mm/IN	mm/IN	mm/IN	mm/IN
NCF2988V	NJG2988V	440 17.3228	600 23.6220	95 3.7402	3.0 .120	3.0 .120	456 17.95	584 22.99	589 23.19	6.0 0.24	2010 451,900	4400 989,200	81 178.6					
NCF3088V	NJG3088V	440 17.3228	650 25.5906	157 6.1811	5.0 .200	5.0 .200	466 18.35	624 24.57	630 24.80	14.0 0.55	3740 840,800	7350 1,652,400	175 386					
NCF1892V	NJG1892V	460 18.1102	580 22.8346	56 2.2047	2.5 .100	2.5 .100	473 18.62	567 22.32	570 22.44	5.0 0.20	915 205,800	1900 427,200	34 75					
NCF2892V	NJG2892V	460 18.1102	580 22.8346	72 2.8346	2.5 .100	2.5 .100	473 18.62	567 22.32	570 22.44	5.0 0.20	1300 292,300	3050 685,700	44 97					
NCF2992V	NJG2992V	460 18.1102	620 24.4094	95 3.7402	3.0 .120	3.0 .120	475 18.70	604 23.78	609 23.98	6.0 0.24	2050 460,900	4500 1,011,700	84 185					
NCF3092V	NJG3092V	460 18.1102	680 26.7717	163 6.4173	5.0 .200	5.0 .200	486 19.13	654 25.75	659 25.94	14.0 0.55	4130 928,500	8000 1,798,500	195 430					
NCF1896V	NJG1896V	480 18.8976	600 23.6220	56 2.2047	2.5 .100	2.5 .100	493 19.41	587 23.11	590 23.23	5.0 0.20	935 210,200	2040 458,700	35.5 78					
NCF2896V	NJG2896V	480 18.8976	600 23.6220	72 2.8346	2.5 .100	2.5 .100	493 19.41	587 23.11	590 23.23	5.0 0.20	1320 296,800	3150 708,200	46 101.4					
NCF2996V	NJG2996V	480 18.8976	650 25.5906	100 3.9370	4.0 .160	4.0 .160	500 19.69	630 24.80	635 25.00	7.0 0.28	2290 514,900	5100 1,146,600	98 216					
NCF3096V	NJG3096V	480 18.8976	700 27.5591	165 6.4961	5.0 .200	5.0 .200	506 19.92	674 26.54	680 26.77	15.0 0.59	4180 939,800	8300 1,866,000	205 452					
NCF18/500V	NJG18/500V	500 19.6850	620 24.4094	56 2.2047	2.5 .100	2.5 .100	513 20.20	607 23.90	610 24.02	5.0 0.20	950 213,600	2120 476,600	35.5 78					
NCF28/500V	NJG28/500V	500 19.6850	620 24.4094	72 2.8346	2.5 .100	2.5 .100	513 20.20	607 23.90	610 24.02	2.4 0.09	1340 301,300	3350 753,200	48 106					
NCF29/500V	NJG29/500V	500 19.6850	670 26.3780	100 3.9370	4.0 .160	4.0 .160	520 20.47	650 25.59	655 25.79	7.0 0.28	2380 535,100	5300 1,191,500	100 221					
NCF30/500V	NJG30/500V	500 19.6850	720 28.3465	167 6.5748	5.0 .200	5.0 .200	526 20.71	694 27.32	700 27.56	16.0 0.63	4290 964,500	8650 1,944,700	215 474					
NCF18/530V	NJG18/530V	530 20.8661	650 25.5906	56 2.2047	2.5 .100	2.5 .100	543 21.38	637 25.08	640 25.20	5.0 0.20	990 222,600	2240 503,600	37.5 83					

# FULL COMPLEMENT ISO CYLINDRICAL ROLLER BEARINGS

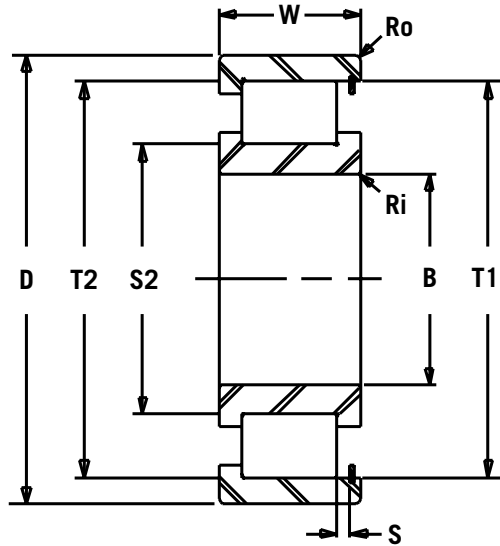
## AMERICAN ROLLER BEARINGS®

CYLINDRICAL  
ROLLER BEARINGS

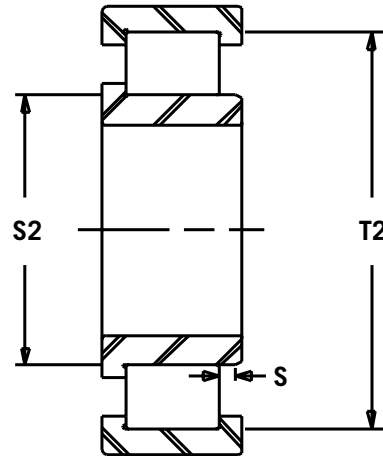
					MAX. FILLET RADIUS		SHLDR. DIAMETERS			AXIAL FLOAT	DYNAMIC CAPACITY	STATIC CAPACITY	BRG. WT.
		BORE	O.D.	WIDTH	Ri	Ro	SHAFT	HOUSING					
		B	D	W	mm/IN	mm/IN	S2	T2	T1	S	C	Co	M
			mm/IN	mm/IN	mm/IN	mm/IN	mm/IN	mm/IN	mm/IN	mm/IN	kN/LBS	kN/LBS	kg/LBS
NCF29/530V	NJG29/530V	530 20.8661	710 27.9528	106 4.1732	4.0 .160	4.0 .160	550 21.65	690 27.17	695 27.36	7.0 0.28	2700 607,000	6000 1,348,900	120 265
NCF30/530V	NJG30/530V	530 20.8661	780 30.7087	185 7.2835	5.0 .200	5.0 .200	556 21.89	754 29.69	760 29.92	16.0 0.63	5230 1,175,800	10600 2,383,000	300 662
NCF18/560V	NJG18/560V	560 22.0472	680 26.7717	56 2.2047	2.5 .100	2.5 .100	573 22.56	667 26.26	670 26.38	5.0 0.20	1020 229,400	2360 530,600	41 89
NCF28/560V	NJG28/560V	560 22.0472	680 26.7717	72 2.8346	2.5 .100	2.5 .100	573 22.56	667 26.26	670 26.38	4.3 0.17	1420 319,300	3650 820,600	54 119
NCF29/560V	NJG29/560V	560 22.0472	750 29.5276	112 4.4094	4.0 .160	4.0 .160	580 22.83	730 28.74	735 28.94	7.0 0.28	3030 681,200	6700 1,506,300	140 309
NCF30/560V	NJG30/560V	560 22.0472	820 32.2835	195 7.6772	5.0 .200	5.0 .200	586 23.07	794 31.26	800 31.50	16.0 0.63	5830 1,310,700	11800 2,652,800	345 761
NCF18/600V	NJG18/600V	600 23.6220	730 28.7402	60 2.3622	2.5 .100	2.5 .100	613 24.13	717 28.23	720 28.35	7.0 0.28	1050 236,100	2550 573,300	49.5 109
NCF28/600V	NJG28/600V	600 23.6220	730 28.7402	78 3.0709	2.5 .100	2.5 .100	613 24.13	717 28.23	720 28.35	5.4 0.21	1570 353,000	4300 966,700	67.5 149
NCF29/600V	NJG29/600V	600 23.6220	800 31.4961	118 4.6457	4.0 .160	4.0 .160	620 24.41	780 30.71	785 30.91	7.0 0.28	3360 755,400	7500 1,686,100	170 375
NCF18/630V	NJG18/630V	630 24.8031	780 30.7087	69 2.7165	3.0 .120	3.0 .120	646 25.43	764 30.08	767 30.20	8.0 0.31	1250 281,100	2900 652,000	70 154.0
NCF28/630V	NJG28/630V	630 24.8031	780 30.7087	88 3.4646	3.0 .120	3.0 .120	646 25.43	764 30.08	767 30.20	8.0 0.31	1870 420,400	5000 1,124,100	93 204
NCF29/630V	NJG29/630V	630 24.8031	850 33.4646	128 5.0394	5.0 .200	5.0 .200	656 25.83	824 32.44	830 32.68	8.0 0.31	3740 840,800	8650 1,944,700	205 452
NCF18/670V	NJG18/670V	670 26.3780	820 32.2835	69 2.7165	3.0 .120	3.0 .120	686 27.01	804 31.65	808 31.81	8.0 0.31	1300 292,300	3150 708,200	74 163
NCF28/670V	NJG28/670V	670 26.3780	820 32.2835	88 3.4646	3.0 .120	3.0 .120	686 27.01	804 31.65	808 31.81	8.0 0.31	1940 436,200	5300 1,191,500	98 216
NCF29/670V	NJG29/670V	670 26.3780	900 35.4331	136 5.3543	5.0 .200	5.0 .200	696 27.40	874 34.41	880 34.65	10.0 0.39	3800 854,300	8650 1,944,700	245 540
NCF18/710V	NJG18/710V	710 27.9528	870 34.2520	74 2.9134	3.0 .120	3.0 .120	726 28.58	854 33.62	858 33.78	8.0 0.31	1540 346,300	3750 843,100	90 198
NCF28/710V	NJG28/710V	710 27.9528	870 34.2520	95 3.7402	3.0 .120	3.0 .120	726 28.58	854 33.62	858 33.78	8.0 0.31	2330 523,900	6300 1,416,400	115 254
NCF29/710V	NJG29/710V	710 27.9528	950 37.4016	140 5.5118	5.0 .200	5.0 .200	736 28.98	924 36.38	930 36.61	10.0 0.39	3910 879,100	9150 2,057,100	275 606
NCF18/750V	NJG18/750V	750 29.5276	920 36.2205	78 3.0709	4.0 .160	4.0 .160	770 30.31	900 35.43	905 35.63	8.0 0.31	1760 395,700	4300 966,700	110 243
NCF28/750V	NJG28/750V	750 29.5276	920 36.2205	100 3.9370	4.0 .160	4.0 .160	770 30.31	900 35.43	905 35.63	8.0 0.31	2510 564,300	6800 1,528,800	140 309
NCF29/750V	NJG29/750V	750 29.5276	1000 39.3701	145 5.7087	5.0 .200	5.0 .200	796 31.34	974 38.35	980 38.58	11.0 0.43	4460 1,002,700	10600 2,383,000	315 694

## AMERICAN ROLLER BEARINGS®

CYLINDRICAL ROLLER BEARINGS



TYPE NCF



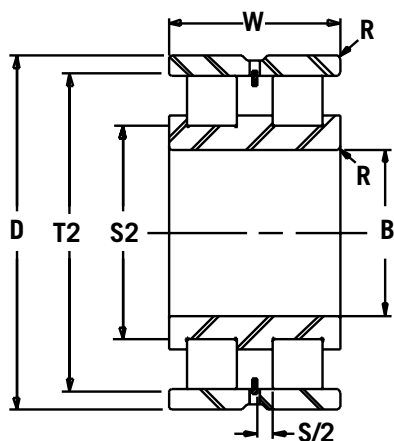
TYPE NJG

		BORE		O.D.	WIDTH	MAX. FILLET RADIUS		SHLDR. DIAMETERS			AXIAL FLOAT	DYNAMIC CAPACITY	STATIC CAPACITY	BRG. WT.
		B	D	W	Ri	Ro	S2	T2	T1	S	C	Co	M	
		mm/IN	mm/IN	mm/IN	mm/IN	mm/IN	mm/IN	mm/IN	mm/IN	mm/IN	mm/IN	kN/LBS	kN/LBS	kg/LBS
NCF18/800V	NJG18/800V	800 31.4961	980 38.5827	82 3.2283	4.0 .160	4.0 .160	820 32.28	960 37.80	965 37.99	9.0 0.35	1940 436,200	4800 1,079,100	130 287	
NCF28/800V	NJG28/800V	800 31.4961	980 38.5827	106 4.1732	4.0 .160	4.0 .160	820 32.28	960 37.80	965 37.99	10.0 0.39	2750 618,300	7500 1,686,100	165 364	
NCF29/800V	NJG29/800V	800 31.4961	1060 41.7323	150 5.9055	5.0 .200	5.0 .200	836 32.91	1034 40.71	1040 40.94	11.0 0.43	4950 1,112,900	12200 2,742,700	360 794	
NCF18/850V	NJG18/850V	850 33.4646	1030 40.5512	82 3.2283	4.0 .160	4.0 .160	870 34.25	1010 39.76	1015 39.96	9.0 0.35	2050 460,900	5200 1,169,100	135 298	
NCF28/850V	NJG28/850V	850 33.4646	1030 40.5512	106 4.1732	4.0 .160	4.0 .160	870 34.25	1010 39.76	1015 39.96	10.0 0.39	2860 643,000	8000 1,798,500	175 386	
NCF29/850V	NJG29/850V	850 33.4646	1120 44.0945	155 6.1024	5.0 .200	5.0 .200	886 34.88	1084 42.68	1090 42.91	13.0 0.51	5280 1,187,000	12900 2,900,100	405 893	
NCF18/900V	NJG18/900V	900 35.4331	1090 42.9134	85 3.3465	4.0 .160	4.0 .160	920 36.22	1070 42.13	1075 42.32	9.0 0.35	2240 503,600	5700 1,281,500	160 353	
NCF28/900V	NJG28/900V	900 35.4331	1090 42.9134	112 4.4094	4.0 .160	4.0 .160	920 36.22	1070 42.13	1075 42.32	10.0 0.39	3190 717,200	9150 2,057,100	208 459	
NCF29/900V	NJG29/900V	900 35.4331	1180 46.4567	165 6.4961	5.0 .200	5.0 .200	936 36.85	1154 45.43	1160 45.67	13.0 0.51	5940 1,335,400	14600 3,282,300	472 1041	
NCF18/950V	NJG18/950V	950 37.4016	1150 45.2756	90 3.5433	4.0 .160	4.0 .160	970 38.19	1130 44.49	1135 44.69	10.0 0.39	2420 544,100	6300 1,416,400	185 408	
NCF28/950V	NJG28/950V	950 37.4016	1150 45.2756	118 4.6457	4.0 .160	4.0 .160	970 38.19	1130 44.49	1135 44.69	12.0 0.47	3410 766,700	9800 2,203,200	240 529	
NCF29/950V	NJG29/950V	950 37.4016	1250 49.2126	175 6.8898	6.0 .240	6.0 .240	983 38.70	1217 47.91	1224 48.19	14.0 0.55	6,660 1,497,300	16,300 3,664,500	565 1246	
NCF18/1000V	NJG18/1000V	1000 39.3701	1220 48.0315	100 3.9370	5.0 .200	5.0 .200	1026 40.39	1194 47.01	1200 47.24	12.0 0.47	2,920 656,500	7,500 1,686,100	230 507	
NCF28/1000V	NJG28/1000V	1000 39.3701	1220 48.0315	128 5.0394	5.0 .200	5.0 .200	1026 40.39	1194 47.01	1200 47.24	12.0 0.47	4,130 928,500	11,600 2,607,800	310 683	
NCF29/1000V	NJG29/1000V	1000 39.3701	1320 51.9685	185 7.2835	6.0 .240	6.0 .240	1033 40.67	1287 50.67	1294 50.94	14.0 0.55	7,480 1,681,600	18,600 4,181,500	680 1500	

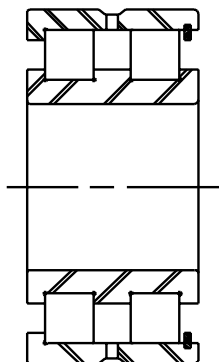


# TWO ROW, ISO FULL COMPLEMENT CYLINDRICAL

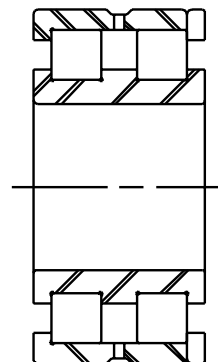
## AMERICAN ROLLER BEARINGS®



TYPE NNCL



TYPE NNCF



TYPE NNC

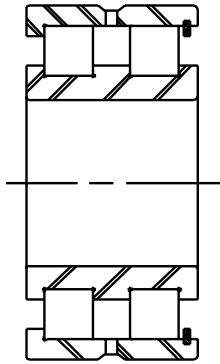
			BORE	O.D.	WIDTH	MAX. FILLET	SHLDR. DIA.		AXIAL FLOAT	DYNAMIC CAPACITY	STATIC CAPACITY	BRG. WT.
			B	D	W	R	SHAFT S2	HSNG. T2	S*	C	Co	M
			mm/IN	mm/IN	mm/IN	mm/IN	mm/IN	mm/IN	mm/IN	mm/IN	kN/LBS	kN/LBS
NNCL5024V	NNCF5024V	NNC5024V	120 4.7244	180 7.0866	80 3.1496	2.0 .080	129 5.08	171 6.73	2.5 .100	560 125,900	1020 229,400	7 15.7
NNCL4926V	NNCF4926V	NNC4926V	130 5.1181	180 7.0866	50 1.9685	1.5 .060	138 5.43	172 6.77	4.0 .160	255 57,400	530 119,200	4 9
NNCL5026V	NNCF5026V	NNC5026V	130 5.1181	200 7.8740	95 3.7402	2.0 .080	139 5.47	191 7.52	2.5 .100	705 158,500	1370 308,000	11 24
NNCL4928V	NNCF4928V	NNC4928V	140 5.5118	190 7.4803	50 1.9685	1.5 .060	148 5.83	182 7.17	4.0 .160	265 59,600	570 128,200	4 9
NNCL5028V	NNCF5028V	NNC5028V	140 5.5118	210 8.2677	95 3.7402	2.0 .080	149 5.87	201 7.91	3.0 .120	735 165,300	1460 328,300	11.5 25.4
NNCL4930V	NNCF4930V	NNC4930V	150 5.9055	210 8.2677	60 2.3622	2.0 .080	159 6.26	201 7.91	4.0 .160	380 85,500	850 191,100	6.7 15
NNCL5030V	NNCF5030V	NNC5030V	150 5.9055	225 8.8583	100 3.9370	2.0 .080	161 6.34	214 8.43	3.0 .120	840 188,900	1660 373,200	14 31
NNCL4932V	NNCF4932V	NNC4932V	160 6.2992	220 8.6614	60 2.3622	2.0 .080	169 6.65	211 8.31	4.0 .160	395 88,800	900 202,400	7 15.4
NNCL5032V	NNCF5032V	NNC5032V	160 6.2992	240 9.4488	109 4.2913	2.0 .080	171 6.73	229 9.02	3.0 .120	970 218,100	1800 404,700	17 37.5
NNCL4934V	NNCF4934V	NNC4934V	170 6.6929	230 9.0551	60 2.3622	2.0 .080	179 7.05	221 8.70	4.0 .160	415 93,300	950 213,600	7.5 16.5
NNCL5034V	NNCF5034V	NNC5034V	170 6.6929	260 10.2362	122 4.8031	2.0 .080	181 7.13	249 9.80	5.0 .200	1140 256,300	2120 476,600	23 50.7
NNCL4936V	NNCF4936V	NNC4936V	180 7.0866	250 9.8425	69 2.7165	2.0 .080	189 7.44	241 9.49	4.0 .160	550 123,700	1220 274,300	11 23
NNCL5036V	NNCF5036V	NNC5036V	180 7.0866	280 11.0236	136 5.3543	2.0 .080	191 7.52	269 10.59	6.0 .240	1320 296,800	2500 562,100	30.5 67
NNCL4838V	NNCF4838V	NNC4838V	190 7.4803	240 9.4488	50 1.9685	1.5 .060	198 7.80	232 9.13	4.0 .160	305 68,600	750 168,700	5.7 12.6
NNCL4938V	NNCF4938V	NNC4938V	190 7.4803	260 10.2362	69 2.7165	2.0 .080	199 7.83	251 9.88	4.0 .160	560 125,900	1290 290,100	11 24
NNCL5038V	NNCF5038V	NNC5038V	190 7.4803	290 11.4173	136 5.3543	2.0 .080	201 7.91	279 10.98	6.0 .315	1380 310,300	2600 584,600	31.5 69.4
NNCL4840V	NNCF4840V	NNC4840V	200 7.8740	250 9.8425	50 1.9685	1.5 .060	208 8.19	242 9.53	4.0 .160	315 70,900	800 179,900	6 13
NNCL4940V	NNCF4940V	NNC4940V	200 7.8740	280 11.0236	80 3.1496	2.0 .080	211 8.31	269 10.59	4.0 .160	660 148,400	1500 337,300	15.5 34

\* - Allowable axial float for type NNCL bearings shown. Axial float for type NNCF bearings approximately half as much. Very little axial play for type NNC bearings.

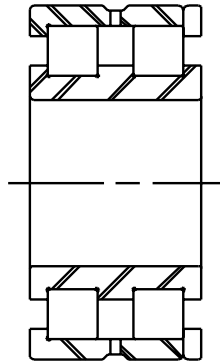
# TWO ROW, ISO FULL COMPLEMENT CYLINDRICAL

## AMERICAN ROLLER BEARINGS®

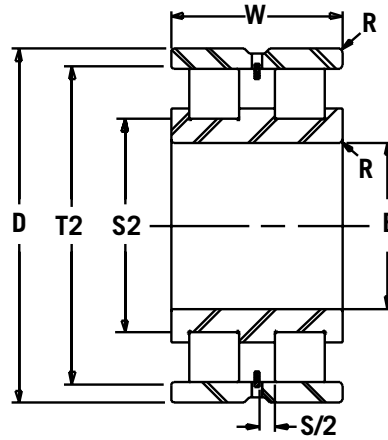
CYLINDRICAL  
ROLLER BEARINGS



TYPE NNCF



TYPE NNC



TYPE NNCL

			BORE	O.D.	WIDTH	MAX. FILLET	SHLDR. DIA.	AXIAL FLOAT	DYNAMIC CAPACITY	STATIC CAPACITY	BRG. WT.	
			B	D	W	R	S2	T2	S*	C	Co	M
			mm/IN	mm/IN	mm/IN	mm/IN	mm/IN	mm/IN	mm/IN	mm/IN	kN/LBS	kN/LBS
NNCL5040V	NNCF5040V	NNC5040V	200 7.8740	310 12.2047	150 5.9055	2.0 .080	211 8.31	299 11.77	7.0 .280	1570 353,000	3050 685,700	41 90.4
NNCL4844V	NNCF4844V	NNC4844V	220 8.6614	270 10.6299	50 1.9685	1.5 .060	228 8.98	262 10.31	4.0 .160	330 74,200	865 194,500	6.6 14.6
NNCL4944V	NNCF4944V	NNC4944V	220 8.6614	300 11.8110	80 3.1496	2.0 .080	231 9.09	289 11.38	5.0 .200	680 152,900	1600 359,700	17 37.5
NNCL5044V	NNCF5044V	NNC5044V	220 8.6614	340 13.3858	160 6.2992	2.5 .100	233 9.17	327 12.87	7.0 .280	1870 420,400	3600 809,400	53 116.8
NNCL4848V	NNCF4848V	NNC4848V	240 9.4488	300 11.8110	60 2.3622	2.0 .080	249 9.80	291 11.46	4.0 .160	500 112,500	1290 290,100	10 22
NNCL4948V	NNCF4948V	NNC4948V	240 9.4488	320 12.5984	80 3.1496	2.0 .080	251 9.88	309 12.17	5.0 .200	720 161,900	1760 395,700	18.5 41
NNCL5048V	NNCF5048V	NNC5048V	240 9.4488	360 14.1732	160 6.2992	2.5 .100	253 9.96	347 13.66	7.0 .280	1980 445,200	3900 876,800	56 123.5
NNCL4852V	NNCF4852V	NNC4852V	260 10.2362	320 12.5984	60 2.3622	2.0 .080	269 10.59	311 12.24	4.0 .160	525 118,100	1400 314,800	11 24
NNCL4952V	NNCF4952V	NNC4952V	260 10.2362	360 14.1732	100 3.9370	2.0 .080	271 10.67	349 13.74	6.0 .240	1080 242,800	2550 573,300	32 70.5
NNCL5052V	NNCF5052V	NNC5052V	260 10.2362	400 15.7480	190 7.4803	3.0 .120	276 10.87	384 15.12	7.0 .280	2640 593,500	5200 1,169,100	86 189.6
NNCL4856V	NNCF4856V	NNC4856V	280 11.0236	350 13.7795	69 2.7165	2.0 .080	289 11.38	341 13.43	4.0 .160	680 152,900	1860 418,200	16 35
NNCL4956V	NNCF4956V	NNC4956V	280 11.0236	380 14.9606	100 3.9370	2.0 .080	291 11.46	369 14.53	6.0 .240	1120 251,800	2700 607,000	34 75
NNCL5056V	NNCF5056V	NNC5056V	280 11.0236	420 16.5354	190 7.4803	3.0 .120	296 11.65	404 15.91	7.0 .280	2700 607,000	5600 1,259,000	91 200.6
NNCL4860V	NNCF4860V	NNC4860V	300 11.8110	380 14.9606	80 3.1496	2.0 .080	311 12.24	369 14.53	6.0 .240	790 177,600	2120 476,600	23 50.7
NNCL4960V	NNCF4960V	NNC4960V	300 11.8110	420 16.5354	118 4.6457	2.5 .100	313 12.32	407 16.02	6.0 .240	1540 346,300	3600 809,400	52 114.6
NNCL5060V	NNCF5060V	NNC5060V	300 11.8110	460 18.1102	218 8.5827	3.0 .120	316 12.44	444 17.48	9.0 .355	3410 766,700	7100 1,596,200	130 286.6
NNCL4864V	NNCF4864V	NNC4864V	320 12.5984	400 15.7480	80 3.1496	2.0 .080	331 13.03	389 15.31	6.0 .240	825 185,500	2280 512,600	24.5 54
NNCL4964V	NNCF4964V	NNC4964V	320 12.5984	440 17.3228	118 4.6457	2.5 .100	333 13.11	427 16.81	6.0 .240	1570 353,000	3800 854,300	55 121

\* - Allowable axial float for type NNCL bearings shown. Axial float for type NNCF bearings approximately half as much. Very little axial play for type NNC bearings.

# TWO ROW, ISO FULL COMPLEMENT CYLINDRICAL

## AMERICAN ROLLER BEARINGS®

			BORE		O.D.		WIDTH		MAX. FILLET	SHLDR. DIA.		AXIAL FLOAT	DYNAMIC CAPACITY	STATIC CAPACITY	BRG. WT.
			B	D	W	R	S2	T2	S*	C	Co	M			
			mm/IN	mm/IN	mm/IN	mm/IN	mm/IN	mm/IN	mm/IN	mm/IN	mm/IN	kN/LBS	kN/LBS	kg/LBS	
NNCL5064V	NNCF5064V	NNC5064V	320 12.5984	480 18.8976	218 8.5827	3.0 .120	336 13.23	464 18.27	9.0 .355	3470 780,100	7350 1,652,400	135 297.6			
NNCL4868V	NNCF4868V	NNC4868V	340 13.3858	420 16.5354	80 3.1496	2.0 .080	351 13.82	409 16.10	6.0 .240	845 190,000	2400 539,600	25.5 56			
NNCL4968V	NNCF4968V	NNC4968V	340 13.3858	460 18.1102	118 4.6457	2.5 .100	353 13.90	447 17.60	6.0 .240	1610 362,000	4000 899,300	59.5 131			
NNCL5068V	NNCF5068V	NNC5068V	340 13.3858	520 20.4724	243 9.5669	4.0 .160	360 14.17	500 19.69	11.0 .433	4180 939,800	8800 1,978,400	185 408			
NNCL4872V	NNCF4872V	NNC4872V	360 14.1732	440 17.3228	80 3.1496	2.0 .080	371 14.61	429 16.89	6.0 .240	880 197,900	2550 573,300	27 59.5			
NNCL4972V	NNCF4972V	NNC4972V	360 14.1732	480 18.8976	118 4.6457	2.5 .100	373 14.69	467 18.39	6.0 .240	1680 377,700	4150 933,000	61 134.5			
NNCL5072V	NNCF5072V	NNC5072V	360 14.1732	540 21.2598	243 9.5669	4.0 .160	380 14.96	520 20.47	11.0 .433	4290 964,500	9300 2,090,800	195 430			
NNCL4876V	NNCF4876V	NNC4876V	380 14.9606	480 18.8976	100 3.9370	2.0 .080	391 15.39	469 18.46	6.0 .240	1300 292,300	3650 820,600	45.5 100.3			
NNCL4976V	NNCF4976V	NNC4976V	380 14.9606	520 20.4724	140 5.5118	3.0 .120	396 15.59	504 19.84	7.0 .280	2120 476,600	5400 1,214,000	92 202.8			
NNCL5076V	NNCF5076V	NNC5076V	380 14.9606	560 22.0472	243 9.5669	4.0 .160	400 15.75	540 21.26	11.0 .433	4400 989,200	9800 2,203,200	200 440.9			
NNCL4880V	NNCF4880V	NNC4880V	400 15.7480	500 19.6850	100 3.9370	2.0 .080	411 16.18	489 19.25	6.0 .240	1320 296,800	3750 843,100	48 104.7			
NNCL4980V	NNCF4980V	NNC4980V	400 15.7480	540 21.2598	140 5.5118	3.0 .120	416 16.38	524 20.63	7.0 .280	2160 485,600	5700 1,281,500	96 211.6			
NNCL5080V	NNCF5080V	NNC5080V	400 15.7480	600 23.6220	272 10.7087	4.0 .160	420 17	580 22.83	11.0 .433	5500 1,236,500	12200 2,742,700	270 595			
NNCL4884V	NNCF4884V	NNC4884V	420 16.5354	520 20.4724	100 3.9370	2.0 .080	431 16.97	509 20.04	6.0 .240	1340 301,300	4000 899,300	49.5 109			
NNCL4984V	NNCF4984V	NNC4984V	420 16.5354	560 22.0472	140 5.5118	3.0 .120	436 17.17	544 21.42	7.0 .280	2200 494,600	6000 1,348,900	100 220.5			
NNCL4888V	NNCF4888V	NNC4888V	440 17.3228	540 21.2598	100 3.9370	2.0 .080	451 17.76	529 20.83	6.0 .240	1400 314,800	4150 933,000	52 114.6			
NNCL4988V	NNCF4988V	NNC4988V	440 17.3228	600 23.6220	160 6.2992	3.0 .120	456 17.95	584 22.99	7.0 .280	2970 667,700	7500 1,686,100	137 302			
NNCL4892V	NNCF4892V	NNC4892V	460 18.1102	580 22.8346	118 4.6457	2.5 .100	473 18.62	567 22.32	7.0 .280	1540 346,300	4500 1,011,700	76 167.5			
NNCL4992V	NNCF4992V	NNC4992V	460 18.1102	620 24.4094	160 6.2992	3.0 .120	476 18.74	604 23.78	7.0 .280	3030 681,200	7650 1,719,800	140 308.6			
NNCL4896V	NNCF4896V	NNC4896V	480 18.8976	600 23.6220	118 4.6457	2.5 .100	493 19.41	587 23.11	7.0 .280	1570 353,000	4750 1,067,900	79 174			
NNCL4996V	NNCF4996V	NNC4996V	480 18.8976	650 25.5906	170 6.6929	4.0 .160	500 19.69	630 24.80	8.0 .315	3300 741,900	8300 1,866,000	165 363.8			
NNCL48/500V	NNCF48/500V	NNC48/500V	500 19.6850	620 24.4094	118 4.6457	2.5 .100	513 20.20	607 23.90	7.0 .280	1610 362,000	4900 1,101,600	82 181			
NNCL49/500V	NNCF49/500V	NNC49/500V	500 19.6850	670 26.3780	170 6.6929	4.0 .160	520 20.47	650 25.59	8.0 .315	3360 755,400	8800 1,978,400	175 386			
NNCL48/530V	NNCF48/530V	NNC48/530V	530 20.8661	650 25.5906	118 4.6457	2.5 .100	543 21.38	637 25.08	7.0 .280	1680 377,700	5400 1,214,000	84 185			
NNCL49/530V	NNCF49/530V	NNC49/530V	530 20.8661	710 27.9528	180 7.0866	4.0 .160	550 21.65	690 27.17	8.0 .315	3910 879,100	10200 2,293,100	200 441			

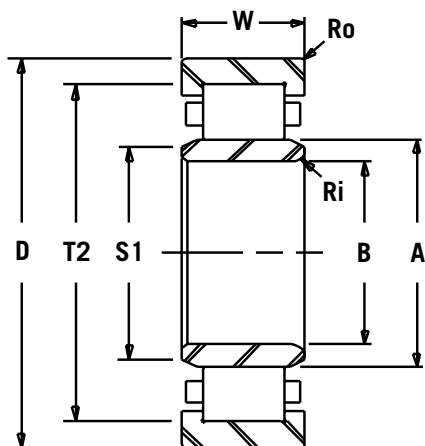
\* - Allowable axial float for type NNCL bearings shown. Axial float for type NNCF bearings approximately half as much. Very little axial play for type NNC bearings.

CYLINDRICAL  
ROLLER BEARINGS

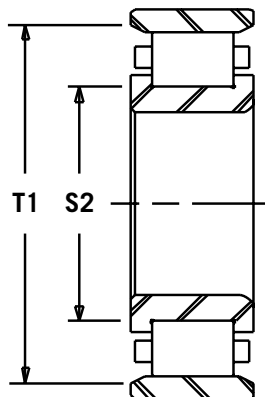
# DOMESTIC METRIC CYLINDRICAL ROLLER BEARINGS

## AMERICAN ROLLER BEARINGS®

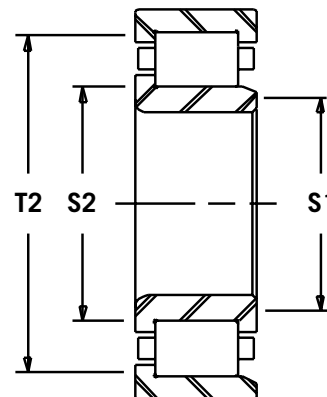
CYLINDRICAL  
ROLLER BEARINGS



TYPE CD-AD



TYPE CM-AM

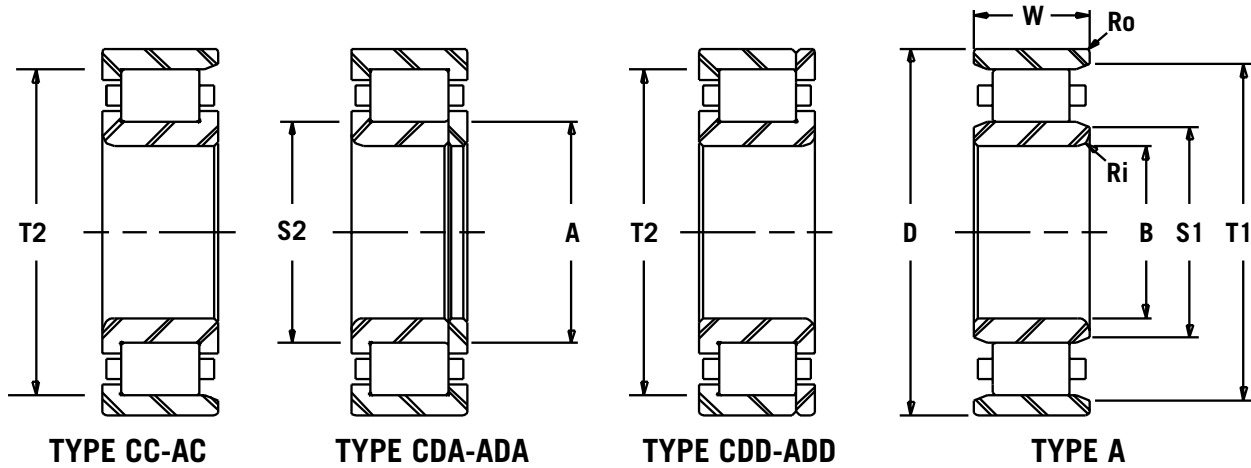


TYPE CE-AE

							BORE	O.D.	WIDTH
							B	D	W
							mm/IN	mm/IN	mm/IN
CD218	CM218	CE218	CC218	CDA218	CDD218	-	90 3.5433	160 6.2992	30 1.1811
AD5218	AM5218	AE5218	AC5218	ADA5218	ADD5218	A5218	90 3.5433	160 6.2992	52.4 2.0625
CD318	CM318	CE318	CC318	CDA318	CDD318	-	90 3.5433	190 7.4803	43 1.6929
AD5318	AM5318	AE5318	AC5318	ADA5318	ADD5318	A5318	90 3.5433	190 7.4803	73 2.8750
CD219	CM219	CE219	CC219	CDA219	CDD219	-	95 3.7402	170 6.6929	32 1.2598
AD5219	AM5219	AE5219	AC5219	ADA5219	ADD5219	A5219	95 3.7402	170 6.6929	55.6 2.1875
CD319	CM319	CE319	CC319	CDA319	CDD319	-	95 3.7402	200 7.8740	45 1.7717
AD5319	AM5319	AE5319	AC5319	ADA5319	ADD5319	A5319	95 3.7402	200 7.8740	77.8 3.0625
CD220	CM220	CE220	CC220	CDA220	CDD220	-	100 3.9370	180 7.0866	34 1.3386
AD5220	AM5220	AE5220	AC5220	ADA5220	ADD5220	A5220	100 3.9370	180 7.0866	60.3 2.3750
CD320	CM320	CE320	CC320	CDA320	CDD320	-	100 3.9370	215 8.4646	47 1.8504
AD5320	AM5320	AE5320	AC5320	ADA5320	ADD5320	A5320	100 3.9370	215 8.4646	82.6 3.2500
CD221	CM221	CE221	CC221	CDA221	CDD221	-	105 4.1339	190 7.4803	36 1.4173
AD5221	AM5221	AE5221	AC5221	ADA5221	ADD5221	A5221	105 4.1339	190 7.4803	65.1 2.5625
CD321	CM321	CE321	CC321	CDA321	CDD321	-	105 4.1339	225 8.8583	49 1.9291
AD5321	AM5321	AE5321	AC5321	ADA5321	ADD5321	A5321	105 4.1339	225 8.8583	87.3 3.4375
CD222	CM222	CE222	CC222	CDA222	CDD222	-	110 4.3307	200 7.8740	38 1.4961

# DOMESTIC METRIC CYLINDRICAL ROLLER BEARINGS

## AMERICAN ROLLER BEARINGS®



CYLINDRICAL ROLLER BEARINGS

INNER RACE O.D.	MAX. FILLET RADIUS		SHOULDER DIAMETERS				DYNAMIC CAPACITY	STATIC CAPACITY	BRG. WEIGHT	BASIC BEARING NUMBER
			SHAFT		HOUSING					
A	Ri	Ro	S1	S2	T1	T2	C	Co	M	
mm/IN	mm/IN	mm/IN	mm/IN	mm/IN	mm/IN	mm/IN	kN/LBS	kN/LBS	kg/LBS	
107.21 4.221	3.1 .125	2.0 .080	104.14 4.10	107.19 4.22	142.24 5.60	138.94 5.47	149 33,500	151 34,000	2.6 5.7	218
107.21 4.221	3.1 .125	2.0 .080	104.14 4.10	107.19 4.22	142.24 5.60	138.94 5.47	298 67,000	400 90,000	4.5 10	5218
114.02 4.489	4.0 .160	2.5 .100	110.24 4.34	113.79 4.48	168.15 6.62	164.85 6.49	267 60,000	267 60,000	6 13	318
114.02 4.489	4.0 .160	2.5 .100	110.24 4.34	113.79 4.48	168.15 6.62	164.85 6.49	516 116,000	725 163,000	10 22.2	5318
113.51 4.469	3.1 .125	2.0 .080	109.47 4.31	113.28 4.46	155.45 6.12	151.64 5.97	167 37,500	196 44,000	3 7	219
113.51 4.469	3.1 .125	2.0 .080	109.47 4.31	113.28 4.46	155.45 6.12	151.64 5.97	340 76,500	454 102,000	5.4 12	5219
122.15 4.809	4.0 .160	2.5 .100	118.36 4.66	121.92 4.80	182.88 7.20	179.32 7.06	316 71,000	369 83,000	7 15	319
122.15 4.809	4.0 .160	2.5 .100	118.36 4.66	121.92 4.80	182.88 7.20	179.32 7.06	574 129,000	801 180,000	12 26	5319
121.01 4.764	4.0 .160	2.0 .080	117.35 4.62	120.90 4.76	162.56 6.40	159.00 6.26	189 42,500	207 46,500	4 8.5	220
121.01 4.764	4.0 .160	2.0 .080	117.35 4.62	120.90 4.76	162.56 6.40	159.00 6.26	356 80,000	525 118,000	7 15	5220
130.15 5.124	4.8 .190	2.5 .100	125.98 4.96	130.05 5.12	192.02 7.56	187.96 7.40	369 83,000	414 93,000	8.4 18.5	320
130.15 5.124	4.8 .190	2.5 .100	125.98 4.96	130.05 5.12	192.02 7.56	187.96 7.40	712 160,000	943 212,000	15 33	5320
126.52 4.981	4.0 .160	2.0 .080	122.17 4.81	126.49 4.98	169.16 6.66	164.59 6.48	196 44,000	222 50,000	4.5 10	221
126.52 4.981	4.0 .160	2.0 .080	122.17 4.81	126.49 4.98	169.16 6.66	164.59 6.48	423 95,000	565 127,000	8.3 18.3	5221
136.17 5.361	4.8 .190	2.5 .100	132.08 5.20	136.14 5.36	200.66 7.90	196.60 7.74	414 93,000	498 112,000	4.5 10	321
136.17 5.361	4.8 .190	2.5 .100	132.08 5.20	136.14 5.36	200.66 7.90	196.60 7.74	738 166,000	1,032 232,000	17 37.5	5321
132.94 5.234	4.0 .160	2.0 .080	128.52 5.06	132.84 5.23	181.61 7.15	177.29 6.98	236 53,000	285 64,000	5.4 12	222

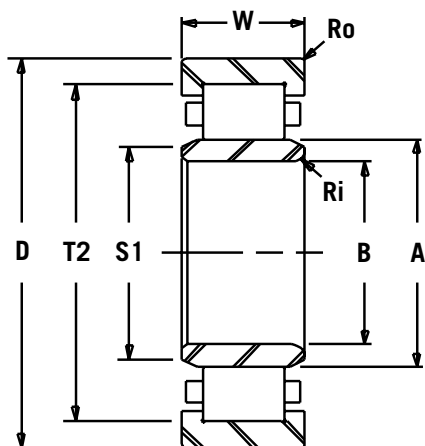
CD, CM, etc. refers to narrow bearings.

AD, AM, etc. refers to wide bearings.

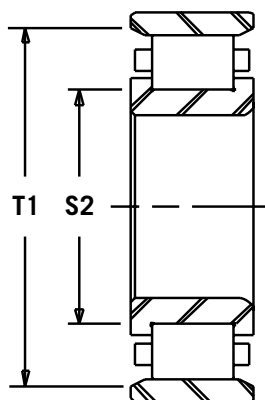
# DOMESTIC METRIC CYLINDRICAL ROLLER BEARINGS

## AMERICAN ROLLER BEARINGS®

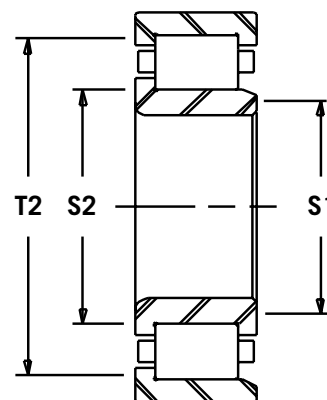
CYLINDRICAL  
ROLLER BEARINGS



**TYPE CD-AD**



**TYPE CM-AM**

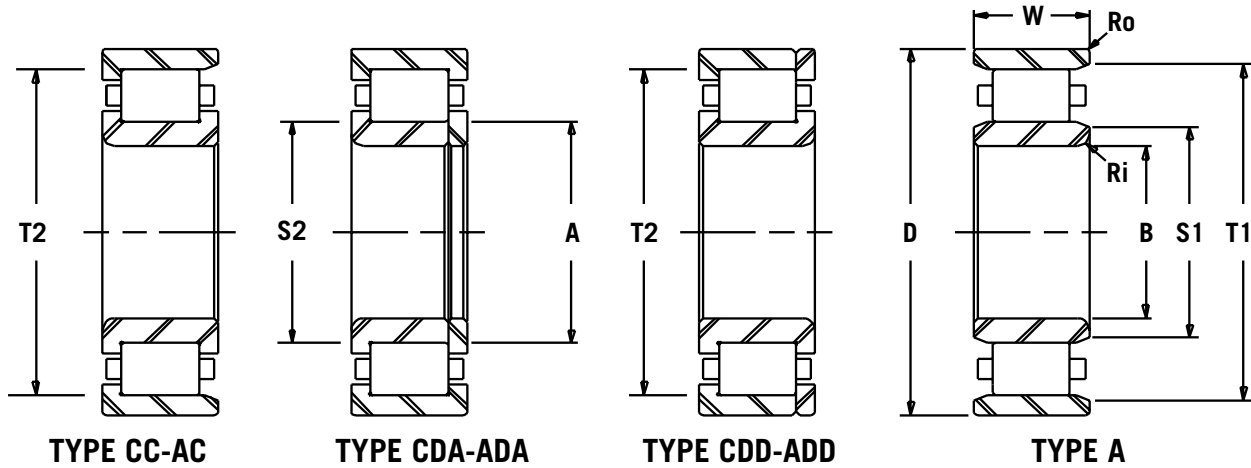


**TYPE CE-AE**

							BORE	O.D.	WIDTH
							B	D	W
							mm/IN	mm/IN	mm/IN
AD5222	AM5222	AE5222	AC5222	ADA5222	ADD5222	A5222	110 4.3307	200 7.8740	69.9 2.7500
CD322	CM322	CE322	CC322	CDA322	CDD322	-	110 4.3307	240 9.4488	50 1.9685
AD5322	AM5322	AE5322	AC5322	ADA5322	ADD5322	A5322	110 4.3307	240 9.4488	92.1 3.6250
AD5024	AM5024	AE5024	AC5024	ADA5024	ADD5024	A5024	120 4.7244	180 7.0866	46 1.8110
CD224	CM224	CE224	CC224	CDA224	CDD224	-	120 4.7244	215 8.4646	40 1.5748
AD5224	AM5224	AE5224	AC5224	ADA5224	ADD5224	A5224	120 4.7244	215 8.4646	76.2 3.0000
CD324	CM324	CE324	CC324	CDA324	CDD324	-	120 4.7244	260 10.2362	55 2.1654
AD5324	AM5324	AE5324	AC5324	ADA5324	ADD5324	A5324	120 4.7244	260 10.2362	104.8 4.1250
AD5026	AM5026	AE5026	AC5026	ADA5026	ADD5026	A5026	130 5.1181	200 7.8740	52 2.0472
CD226	CM226	CE226	CC226	CDA226	CDD226	-	130 5.1181	230 9.0551	40 1.5748
AD5226	AM5226	AE5226	AC5226	ADA5226	ADD5226	A5226	130 5.1181	230 9.0551	79.4 3.1250
CD326	CM326	CE326	CC326	CDA326	CDD326	-	130 5.1181	280 11.0236	58 2.2835
AD5326	AM5326	AE5326	AC5326	ADA5326	ADD5326	A5326	130 5.1181	280 11.0236	111.1 4.3750
AD5028	AM5028	AE5028	AC5028	ADA5028	ADD5028	A5028	140 5.5118	210 8.2677	53 2.0866
CD128	CM128	CE128	CC128	CDA128	CDD128	-	140 5.5118	220 8.6614	36 1.4173
AD5128	AM5128	AE5128	AC5128	ADA5128	ADD5128	A5128	140 5.5118	220 8.6614	63.5 2.5000
CD228	CM228	CE228	CC228	CDA228	CDD228	-	140 5.5118	250 9.8425	42 1.6535

# DOMESTIC METRIC CYLINDRICAL ROLLER BEARINGS

## AMERICAN ROLLER BEARINGS®



CYLINDRICAL ROLLER BEARINGS

INNER RACE O.D.	MAX. FILLET RADIUS		SHOULDER DIAMETERS				DYNAMIC CAPACITY	STATIC CAPACITY	BRG. WEIGHT	BASIC BEARING NUMBER
			SHAFT		HOUSING					
A	Ri	Ro	S1	S2	T1	T2	C	Co	M	
mm/IN	mm/IN	mm/IN	mm/IN	mm/IN	mm/IN	mm/IN	kN/LBS	kN/LBS	kg/LBS	
132.94 5.234	4.0 .160	2.0 .080	128.52 5.06	132.84 5.23	181.61 7.15	177.29 6.98	498 112,000	738 166,000	10 22	5222
145.24 5.718	4.8 .190	2.5 .100	140.72 5.54	145.03 5.71	213.36 8.40	208.79 8.22	445 100,000	534 120,000	11.7 26	322
145.24 5.718	4.8 .190	2.5 .100	140.72 5.54	145.03 5.71	213.36 8.40	208.79 8.22	801 180,000	1157 260,000	45.5 100	5322
136.65 5.380	3.1 .125	2.0 .080	132.08 5.20	136.65 5.38	170.18 6.70	165.10 6.50	285 64,000	407 91,500	4 9	5024
145.14 5.714	4.8 .190	2.5 .100	140.72 5.54	145.03 5.71	200.15 7.88	195.83 7.71	298 67,000	356 80,000	14.5 32	224
145.14 5.714	4.8 .190	2.5 .100	140.72 5.54	145.03 5.71	200.15 7.88	195.83 7.71	596 134,000	890 200,000	12 27	5224
157.02 6.182	6.4 .250	2.5 .100	152.40 6.00	156.97 6.18	225.55 8.88	220.98 8.70	480 108,000	596 134,000	15 33	324
157.02 6.182	6.4 .250	2.5 .100	152.40 6.00	156.97 6.18	225.55 8.88	220.98 8.70	1001 225,000	1490 335,000	27.5 60.5	5324
148.84 5.860	3.1 .125	2.0 .080	144.27 5.68	148.84 5.86	187.96 7.40	183.90 7.24	356 80,000	498 112,000	6 13.5	5026
154.97 6.101	4.8 .190	2.5 .100	150.62 5.93	154.94 6.10	210.31 8.28	205.74 8.10	302 68,000	378 85,000	7.5 16.5	226
154.97 6.101	4.8 .190	2.5 .100	150.62 5.93	154.94 6.10	210.31 8.28	205.74 8.10	649 146,000	1014 228,000	14.5 32	5226
170.54 6.714	6.4 .250	3.1 .125	165.86 6.53	170.43 6.71	250.95 9.88	246.63 9.71	556 125,000	667 150,000	18.5 41	326
170.54 6.714	6.4 .250	3.1 .125	165.86 6.53	170.43 6.71	250.95 9.88	246.63 9.71	1090 245,000	1624 365,000	34 75	5326
157.56 6.203	4.0 .160	2.0 .080	152.65 6.01	157.48 6.20	197.10 7.76	192.53 7.58	356 80,000	525 118,000	6.6 14.5	5028
161.93 6.375	4.0 .160	2.0 .080	156.97 6.18	161.80 6.37	205.74 8.10	200.15 7.88	222 50,000	302 68,000	5.3 11.5	128
160.86 6.333	4.0 .160	2.0 .080	156.21 6.15	160.78 6.33	205.74 8.10	198.88 7.83	480 108,000	783 176,000	9.3 20.5	5128
168.45 6.632	4.8 .190	2.5 .100	163.58 6.44	168.40 6.63	230.12 9.06	225.55 8.88	378 85,000	480 108,000	9 20	228

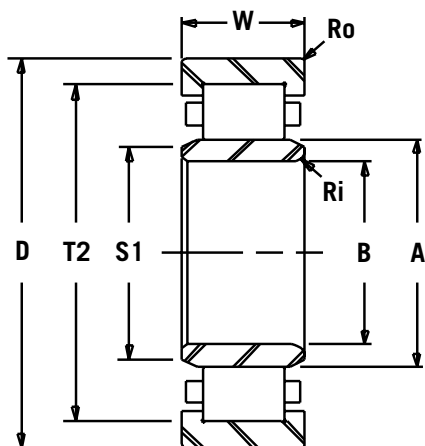
CD, CM, etc. refers to narrow bearings.

AD, AM, etc. refers to wide bearings.

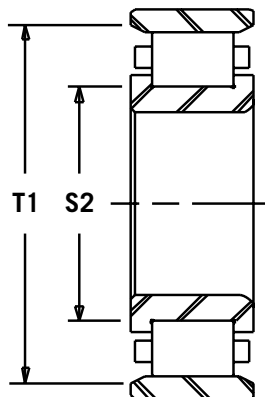
# DOMESTIC METRIC CYLINDRICAL ROLLER BEARINGS

## AMERICAN ROLLER BEARINGS®

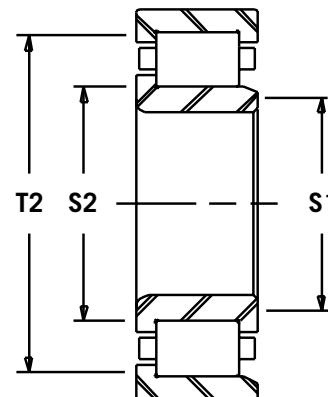
CYLINDRICAL ROLLER BEARINGS



TYPE CD-AD



TYPE CM-AM



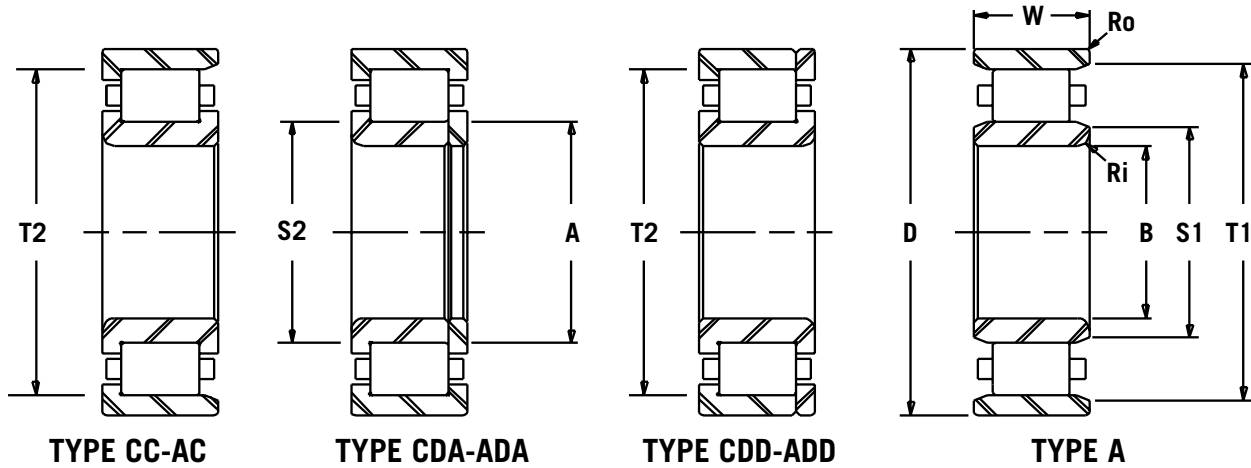
TYPE CE-AE

							BORE	O.D.	WIDTH
							B	D	W
							mm/IN	mm/IN	mm/IN
AD5228	AM5228	AE5228	AC5228	ADA5228	ADD5228	A5228	140 5.5118	250 9.8425	82.6 3.2500
CD328	CM328	CE328	CC328	CDA328	CDD328	-	140 5.5118	300 11.8110	62 2.4409
AD5328	AM5328	AE5328	AC5328	ADA5328	ADD5328	-	140 5.5118	300 11.8110	114.3 4.5000
CD1030	CM1030	CE1030	CC1030	CDA1030	CDD1030	-	150 5.9055	225 8.8583	35 1.3780
AD5030	AM5030	AE5030	AC5030	ADA5030	ADD5030	A5030	150 5.9055	225 8.8583	56 2.2047
CD130	CM130	CE130	CC130	CDA130	CDD130	-	150 5.9055	235 9.2520	38 1.4961
AD5130	AM5130	AE5130	AC5130	ADA5130	ADD5130	A5130	150 5.9055	235 9.2520	66.7 2.6250
CD230	CM230	CE230	CC230	CDA230	CDD230	-	150 5.9055	270 10.6299	45 1.7717
AD5230	AM5230	AE5230	AC5230	ADA5230	ADD5230	A5230	150 5.9055	270 10.6299	88.9 3.5000
CD330	CM330	CE330	CC330	CDA330	CDD330	-	150 5.9055	320 12.5984	65 2.5591
AD5330	AM5330	AE5330	AC5330	ADA5330	ADD5330	A5330	150 5.9055	320 12.5984	123.8 4.8750
CD1032	CM1032	CE1032	CC1032	CDA1032	CDD1032	-	160 6.2992	240 9.4488	38 1.4961
AD5032	AM5032	AE5032	AC5032	ADA5032	ADD5032	A5032	160 6.2992	240 9.4488	60 2.3622
CD132	CM132	CE132	CC132	CDA132	CDD132	-	160 6.2992	250 9.8425	40 1.5748
AD5132	AM5132	AE5132	AC5132	ADA5132	ADD5132	A5132	160 6.2992	250 9.8425	73.0 2.8750
CD232	CM232	CE232	CC232	CDA232	CDD232	-	160 6.2992	290 11.4173	48 1.8898
AD5232	AM5232	AE5232	AC5232	ADA5232	ADD5232	A5232	160 6.2992	290 11.4173	98.4 3.8750



# DOMESTIC METRIC CYLINDRICAL ROLLER BEARINGS

## AMERICAN ROLLER BEARINGS®



CYLINDRICAL ROLLER BEARINGS

INNER RACE O.D.	MAX. FILLET RADIUS		SHOULDER DIAMETERS				DYNAMIC CAPACITY	STATIC CAPACITY	BRG. WEIGHT	BASIC BEARING NUMBER
			SHAFT		HOUSING					
A	Ri	Ro	S1	S2	T1	T2	C	Co	M	
mm/IN	mm/IN	mm/IN	mm/IN	mm/IN	mm/IN	mm/IN	kN/LBS	kN/LBS	kg/LBS	
168.45 6.632	4.8 .190	2.5 .100	163.58 6.44	168.40 6.63	230.12 9.06	225.55 8.88	770 173,000	1,201 270,000	18 40	5228
181.66 7.152	8.0 .314	3.1 .125	176.78 6.96	181.61 7.15	262.38 10.33	257.81 10.15	623 140,000	770 173,000	23 50.5	328
181.66 7.152	8.0 .314	3.1 .125	176.78 6.96	181.61 7.15	262.38 10.33	257.81 10.15	1223 275,000	1846 415,000	42 91	5328
168.68 6.641	4.0 .160	2.0 .080	164.08 6.46	168.66 6.64	211.33 8.32	206.76 8.14	245 55,000	280 63,000	5 11	1030
168.68 6.641	4.0 .160	2.0 .080	164.08 6.46	168.66 6.64	211.33 8.32	206.76 8.14	414 93,000	596 134,000	8 17.5	5030
170.18 6.700	4.0 .160	2.0 .080	165.35 6.51	170.18 6.70	219.46 8.64	214.63 8.45	298 67,000	369 83,000	6.3 14	130
170.18 6.700	4.0 .160	2.0 .080	165.35 6.51	170.18 6.70	219.46 8.64	214.63 8.45	556 125,000	845 190,000	11 24.5	5130
181.53 7.147	6.4 .250	2.5 .100	176.78 6.96	181.36 7.14	249.68 9.83	245.11 9.65	463 104,000	596 134,000	12 26	230
181.53 7.147	6.4 .250	2.5 .100	176.78 6.96	181.36 7.14	249.68 9.83	245.11 9.65	925 208,000	1379 310,000	23 50.5	5230
190.91 7.516	8.0 .314	3.1 .125	185.67 7.31	190.75 7.51	278.38 10.96	273.56 10.77	649 146,000	827 186,000	27.5 60.5	330
190.91 7.516	8.0 .314	3.1 .125	185.67 7.31	190.75 7.51	278.38 10.96	273.56 10.77	1379 310,000	2180 490,000	52 115	5330
179.93 7.084	4.0 .160	2.0 .080	175.26 6.90	179.83 7.08	222.50 8.76	217.93 8.58	280 63,000	356 80,000	6 13.5	1032
179.93 7.084	4.0 .160	2.0 .080	175.26 6.90	179.83 7.08	222.50 8.76	217.93 8.58	472 106,000	770 173,000	10 21.5	5032
182.68 7.192	4.0 .160	2.0 .080	177.80 7.00	182.37 7.18	231.90 9.13	227.08 8.94	291 65,500	391 88,000	7.5 16.5	132
182.68 7.192	4.0 .160	2.0 .080	177.80 7.00	182.37 7.18	231.90 9.13	227.08 8.94	636 143,000	1014 228,000	13.7 30	5132
193.62 7.623	6.4 .250	2.5 .100	188.98 7.44	193.55 7.62	262.13 10.32	257.05 10.12	507 114,000	681 153,000	14.5 32	232
193.62 7.623	6.4 .250	2.5 .100	188.98 7.44	193.55 7.62	262.13 10.32	257.05 10.12	1014 228,000	1690 380,000	30 66	5232

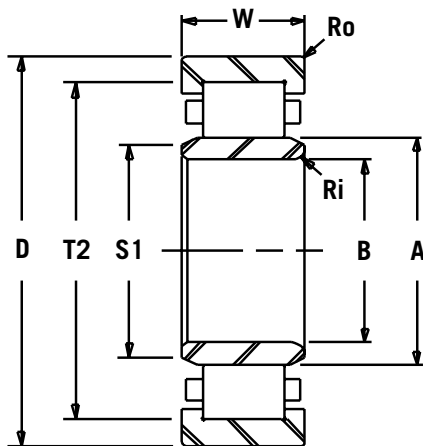
CD, CM, etc. refers to narrow bearings.

AD, AM, etc. refers to wide bearings.

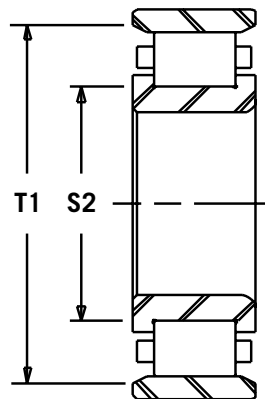
# DOMESTIC METRIC CYLINDRICAL ROLLER BEARINGS

## AMERICAN ROLLER BEARINGS®

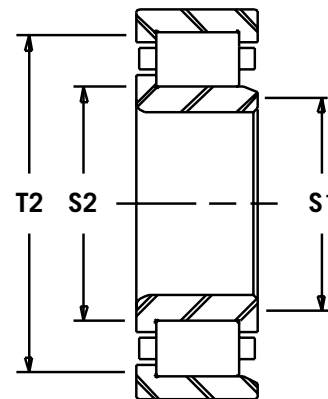
CYLINDRICAL ROLLER BEARINGS



TYPE CD-AD



TYPE CM-AM

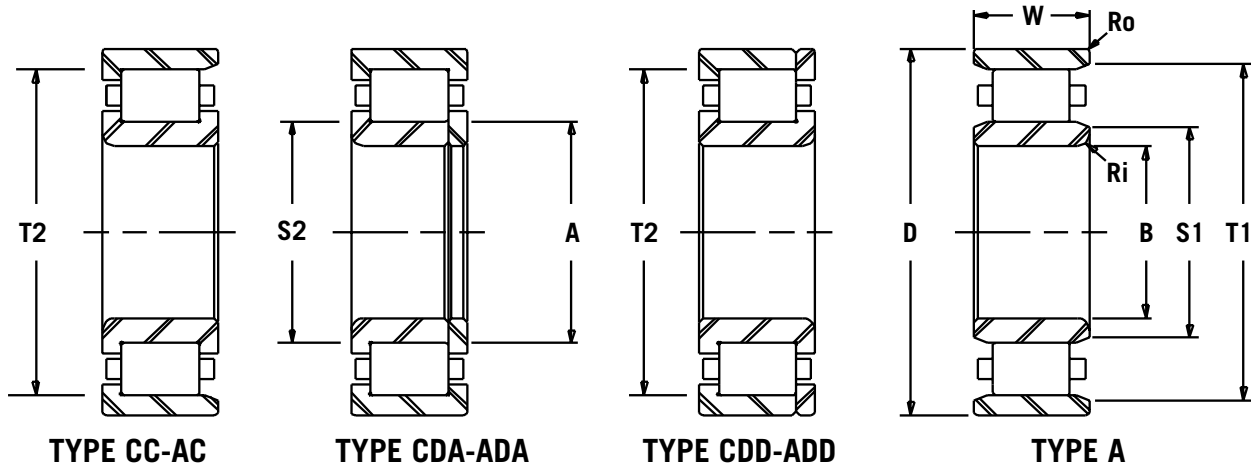


TYPE CE-AE

							BORE	O.D.	WIDTH
							B	D	W
							mm/IN	mm/IN	mm/IN
CD332	CM332	CE332	CC332	CDA332	CDD332	-	160 6.2992	340 13.3858	68 2.6772
AD5332	AM5332	AE5332	AC5332	ADA5332	ADD5332	A5332	160 6.2992	340 13.3858	133.4 5.2500
CD1034	CM1034	CE1034	CC1034	CDA1034	CDD1034	-	170 6.6929	260 10.2362	42 1.6535
AD5034	AM5034	AE5034	AC5034	ADA5034	ADD5034	A5034	170 6.6929	260 10.2362	67 2.6378
CD134	CM134	CE134	CC134	CDA134	CDD134	-	170 6.6929	265 10.4331	42 1.6535
AD5134	AM5134	AE5134	AC5134	ADA5134	ADD5134	A5134	170 6.6929	265 10.4331	76.2 3.0000
CD234	CM234	CE234	CC234	CDA234	CDD234	-	170 6.6929	310 12.2047	52 2.0472
AD5234	AM5234	AE5234	AC5234	ADA5234	ADD5234	A5234	170 6.6929	310 12.2047	104.8 4.1250
CD334	CM334	CE334	CC334	CDA334	CDD334	-	170 6.6929	360 14.1732	72 2.8346
AD5334	AM5334	AE5334	AC5334	ADA5334	ADD5334	A5334	170 6.6929	360 14.1732	139.7 5.5000
CD1036	CM1036	CE1036	CC1036	CDA1036	CDD1036	-	180 7.0866	280 11.0236	46 1.8110
AD5036	AM5036	AE5036	AC5036	ADA5036	ADD5036	A5036	180 7.0866	280 11.0236	74 2.9134
CD136	CM136	CE136	CC136	CDA136	CDD136	-	180 7.0866	280 11.0236	44 1.7323
AD5136	AM5136	AE5136	AC5136	ADA5136	ADD5136	A5136	180 7.0866	280 11.0236	82.6 3.2500
CD236	CM236	CE236	CC236	CDA236	CDD236	-	180 7.0866	320 12.5984	52 2.0472
AD5236	AM5236	AE5236	AC5236	ADA5236	ADD5236	A5236	180 7.0866	320 12.5984	108 4.2500
CD336	CM336	CE336	CC336	CDA336	CDD336	-	180 7.0866	380 14.9606	75 2.9528

# DOMESTIC METRIC CYLINDRICAL ROLLER BEARINGS

## AMERICAN ROLLER BEARINGS®



CYLINDRICAL ROLLER BEARINGS

INNER RACE O.D.	MAX. FILLET RADIUS		SHOULDER DIAMETERS				DYNAMIC CAPACITY	STATIC CAPACITY	BEARING WEIGHT	BASIC BEARING NUMBER
			SHAFT		HOUSING					
A	Ri	Ro	S1	S2	T1	T2	C	Co	M	
mm/IN	mm/IN	mm/IN	mm/IN	mm/IN	mm/IN	mm/IN	kN/LBS	kN/LBS	kg/LBS	
205.89 8.106	9.5 .375	3.1 .125	200.15 7.88	205.74 8.10	299.97 11.81	294.89 11.61	845 190,000	1090 245,000	32 71	332
205.89 8.106	9.5 .375	3.1 .125	200.15 7.88	205.74 8.10	299.97 11.81	294.89 11.61	1690 380,000	2669 600,000	63 139	5332
194.95 7.675	4.8 .190	2.0 .080	189.99 7.48	194.82 7.67	244.35 9.62	239.52 9.43	356 80,000	423 95,000	8 18	1034
194.95 7.675	4.8 .190	2.0 .080	189.99 7.48	194.82 7.67	244.35 9.62	239.52 9.43	587 132,000	961 216,000	13 29	5034
193.68 7.625	4.8 .190	2.5 .100	188.98 7.44	193.55 7.62	245.87 9.68	241.30 9.50	334 75,000	445 100,000	9 19.5	134
193.68 7.625	4.8 .190	2.5 .100	188.98 7.44	193.55 7.62	245.87 9.68	241.30 9.50	667 150,000	1050 236,000	16 35.5	5134
205.49 8.090	6.4 .250	3.1 .125	200.15 7.88	205.49 8.09	280.92 11.06	275.34 10.84	543 122,000	712 160,000	18 40	234
205.49 8.090	6.4 .250	3.1 .125	200.15 7.88	205.49 8.09	280.92 11.06	275.34 10.84	1112 250,000	1802 405,000	36.5 80.5	5234
216.71 8.532	9.5 .375	3.1 .125	211.07 8.31	216.66 8.53	317.50 12.50	311.91 12.28	925 208,000	1157 260,000	38 84	334
216.71 8.532	9.5 .375	3.1 .125	211.07 8.31	216.66 8.53	317.50 12.50	311.91 12.28	1846 415,000	2802 630,000	73.5 162	5334
205.49 8.090	4.8 .190	2.0 .080	199.90 7.87	204.72 8.06	260.35 10.25	255.52 10.06	391 88,000	556 125,000	10.6 23.5	1036
204.77 8.062	4.8 .190	2.0 .080	199.90 7.87	204.72 8.06	260.35 10.25	255.52 10.06	681 153,000	1157 260,000	17.4 38.5	5036
204.77 8.062	4.8 .190	2.5 .100	199.90 7.87	204.72 8.06	260.35 10.25	255.52 10.06	378 85,000	489 110,000	10.3 22.5	136
204.77 8.062	4.8 .190	2.5 .100	199.90 7.87	204.72 8.06	260.35 10.25	255.52 10.06	859 193,000	1334 300,000	19.5 43	5136
216.28 8.515	6.4 .250	3.1 .125	211.07 8.31	216.15 8.51	292.10 11.50	286.26 11.27	565 127,000	770 173,000	19 42	236
216.28 8.515	6.4 .250	3.1 .125	211.07 8.31	216.15 8.51	292.10 11.50	286.26 11.27	1201 270,000	2002 450,000	39.5 87	5236
231.72 9.123	9.5 .375	3.1 .125	226.82 8.93	231.65 9.12	338.07 13.31	333.25 13.12	979 220,000	1245 280,000	44 97	336

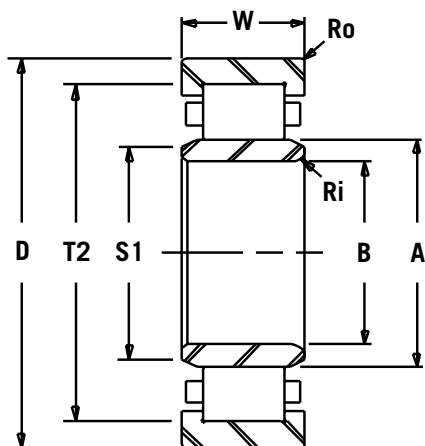
CD, CM, etc. refers to narrow bearings.

AD, AM, etc. refers to wide bearings.

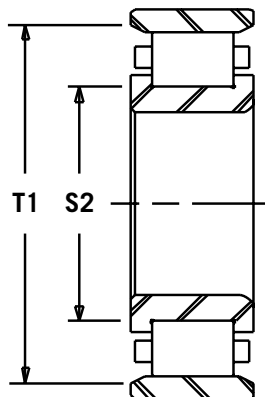
# DOMESTIC METRIC CYLINDRICAL ROLLER BEARINGS

## AMERICAN ROLLER BEARINGS®

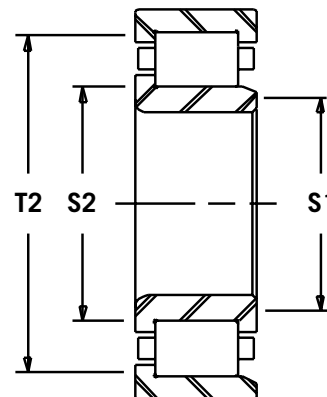
CYLINDRICAL ROLLER BEARINGS



TYPE CD-AD



TYPE CM-AM

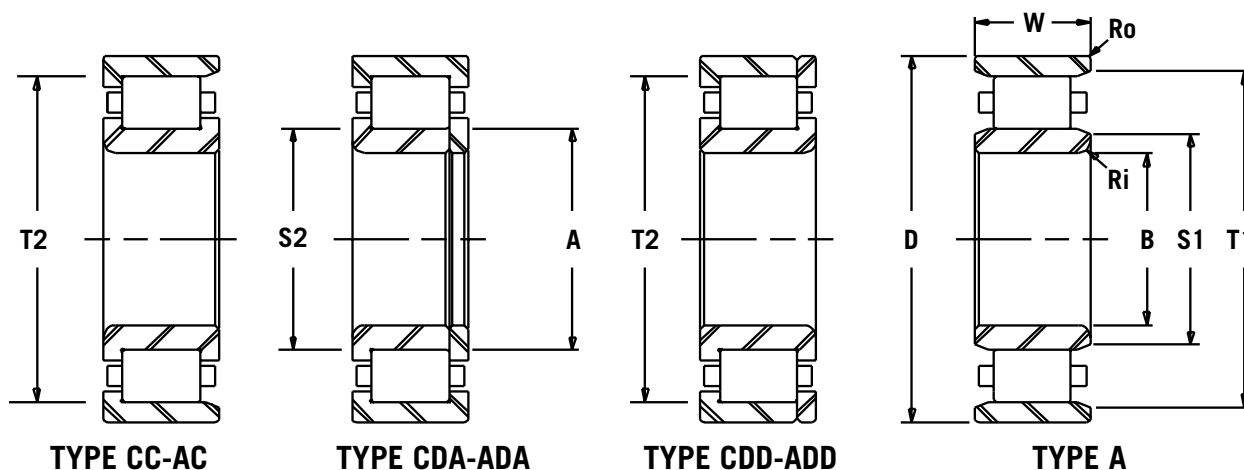


TYPE CE-AE

							BORE	O.D.	WIDTH
							B	D	W
							mm/IN	mm/IN	mm/IN
AD5336	AM5336	AE5336	AC5336	ADA5336	ADD5336	A5336	180 7.0866	380 14.9606	146.1 5.7500
CD1038	CM1038	CE1038	CC1038	CDA1038	CDD1038	-	190 7.4803	290 11.4173	46 1.8110
AD5038	AM5038	AE5038	AC5038	ADA5038	ADD5038	A5038	190 7.4803	290 11.4173	75 2.9528
CD138	CM138	CE138	CC138	CDA138	CDD138	-	190 7.4803	300 11.8110	46 1.8110
AD5138	AM5138	AE5138	AC5138	ADA5138	ADD5138	A5138	190 7.4803	300 11.8110	85.7 3.3750
CD238	CM238	CE238	CC238	CDA238	CDD238	-	190 7.4803	340 13.3858	55 2.1654
AD5238	AM5238	AE5238	AC5238	ADA5238	ADD5238	A5238	190 7.4803	340 13.3858	114.3 4.5000
CD338	CM338	CE338	CC338	CDA338	CDD338	-	190 7.4803	400 15.7480	78 3.0709
AD5338	AM5338	AE5338	AC5338	ADA5338	ADD5338	A5338	190 7.4803	400 15.7480	152.4 6.0000
CD1040	CM1040	CE1040	CC1040	CDA1040	CDD1040	-	200 7.8740	310 12.2047	51 2.0079
AD5040	AM5040	AE5040	AC5040	ADA5040	ADD5040	A5040	200 7.8740	310 12.2047	82 3.2283
CD140	CM140	CE140	CC140	CDA140	CDD140	-	200 7.8740	320 12.5984	48 1.8898
AD5140	AM5140	AE5140	AC5140	ADA5140	ADD5140	A5140	200 7.8740	320 12.5984	88.9 3.5000
CD240	CM240	CE240	CC240	CDA240	CDD240	-	200 7.8740	360 14.1732	58 2.2835
AD5240	AM5240	AE5240	AC5240	ADA5240	ADD5240	A5240	200 7.8740	360 14.1732	120.7 4.7500
CD340	CM340	CE340	CC340	CDA340	CDD340	-	200 7.8740	420 16.5354	80 3.1496
AD5340	AM5340	AE5340	AC5340	ADA5340	ADD5340	A5340	200 7.8740	420 16.5354	165.1 6.5000

# DOMESTIC METRIC CYLINDRICAL ROLLER BEARINGS

## AMERICAN ROLLER BEARINGS®



CYLINDRICAL ROLLER BEARINGS

INNER RACE O.D.	MAX. FILLET RADIUS		SHOULDER DIAMETERS				DYNAMIC CAPACITY	STATIC CAPACITY	BEARING WEIGHT	BASIC BEARING NUMBER
			SHAFT		HOUSING					
A	Ri	Ro	S1	S2	T1	T2	C	Co	M	
mm/IN	mm/IN	mm/IN	mm/IN	mm/IN	mm/IN	mm/IN	kN/LBS	kN/LBS	kg/LBS	
231.72 9.123	9.5 .375	3.1 .125	226.82 8.93	231.65 9.12	338.07 13.31	333.25 13.12	2024 455,000	3158 710,000	82 181	5336
217.81 8.575	4.8 .190	2.0 .080	212.60 8.37	217.68 8.57	270.51 10.65	265.43 10.45	429 96,500	609 137,000	11 24.5	1038
217.81 8.575	4.8 .190	2.0 .080	212.60 8.37	217.68 8.57	270.51 10.65	265.43 10.45	783 176,000	1290 290,000	18.4 40.6	5038
219.08 8.625	4.8 .190	2.5 .100	214.38 8.44	218.95 8.62	277.88 10.94	273.05 10.75	445 100,000	556 125,000	12.7 28	138
217.93 8.580	4.8 .190	2.5 .100	213.11 8.39	217.93 8.58	276.86 10.90	272.03 10.71	961 216,000	1379 310,000	24 52.5	5138
228.93 9.013	8.0 .314	3.1 .125	223.77 8.81	228.85 9.01	310.13 12.21	305.05 12.01	649 146,000	859 193,000	23 50.3	238
228.93 9.013	8.0 .314	3.1 .125	223.77 8.81	228.85 9.01	310.13 12.21	305.05 12.01	1334 300,000	4003 900,000	47.4 104.5	5238
242.16 9.534	9.5 .375	4.0 .157	236.47 9.31	242.06 9.53	349.25 13.75	343.92 13.54	1014 228,000	1334 300,000	51.5 113.5	338
242.16 9.534	9.5 .375	4.0 .157	236.47 9.31	242.06 9.53	349.25 13.75	343.92 13.54	2224 500,000	3559 800,000	94.5 209	5338
224.43 8.836	4.8 .190	2.0 .080	219.46 8.64	224.54 8.84	289.81 11.41	284.73 11.21	498 112,000	681 153,000	14 31.5	1040
227.69 8.964	4.8 .190	2.0 .080	222.25 8.75	227.58 8.96	283.97 11.18	278.64 10.97	872 196,000	1423 320,000	24 52.5	5040
231.75 9.124	4.8 .190	2.5 .100	226.82 8.93	231.65 9.12	293.62 11.56	288.80 11.37	525 118,000	667 150,000	15.5 34	140
231.32 9.107	4.8 .190	2.5 .100	226.82 8.93	231.14 9.10	293.62 11.56	288.54 11.36	1032 232000	1624 365000	29 63.5	5140
242.19 9.535	8.0 .314	3.1 .125	236.47 9.31	242.06 9.53	330.20 13.00	324.87 12.79	756 170,000	1014 228,000	27 60	240
242.19 9.535	8.0 .314	3.1 .125	236.47 9.31	242.06 9.53	330.20 13.00	324.87 12.79	1579 355,000	2535 570,000	57 125	5240
257.18 10.125	9.5 .375	4.0 .157	252.22 9.93	257.05 10.12	370.84 14.60	365.25 14.38	1134 255,000	1446 325,000	57.5 127	340
257.18 10.125	9.5 .375	4.0 .157	252.22 9.93	257.05 10.12	370.84 14.60	365.25 14.38	2491 560,000	4003 900,000	113 249	5340

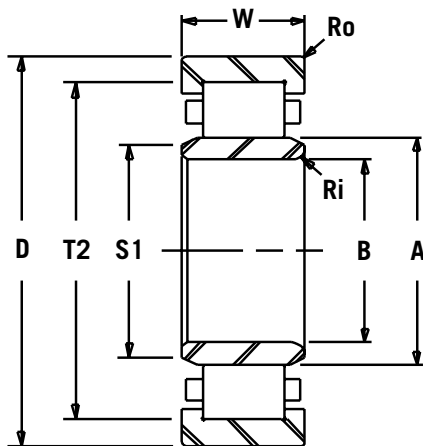
CD, CM, etc. refers to narrow bearings.

AD, AM, etc. refers to wide bearings.

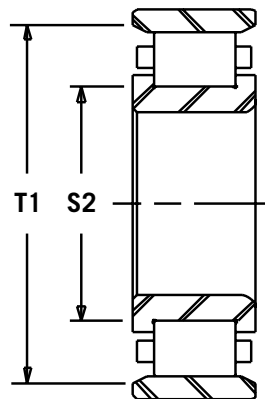
# DOMESTIC METRIC CYLINDRICAL ROLLER BEARINGS

## AMERICAN ROLLER BEARINGS®

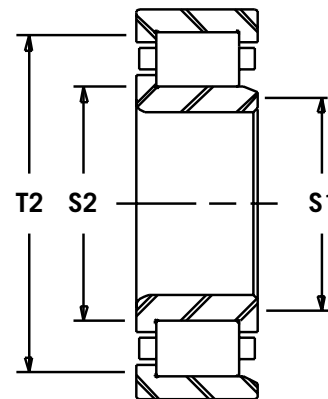
CYLINDRICAL  
ROLLER BEARINGS



TYPE CD-AD



TYPE CM-AM

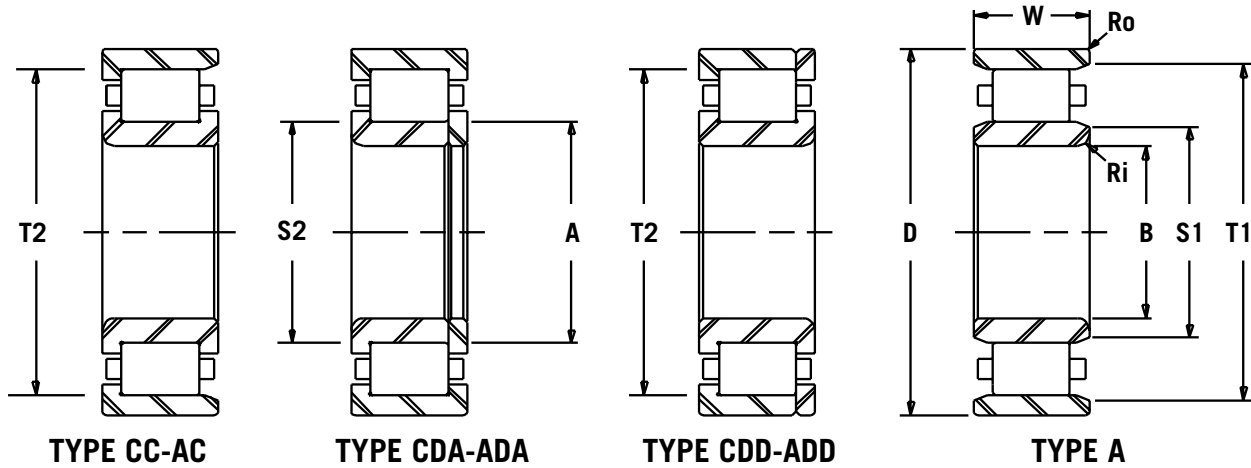


TYPE CE-AE

							BORE	O.D.	WIDTH
							B	D	W
							mm/IN	mm/IN	mm/IN
CD142	CM142	CE142	CC142	CDA142	CDD142	-	210 8.2677	340 13.3858	50 1.9685
AD5142	AM5142	AE5142	AC5142	ADA5142	ADD5142	A5142	210 8.2677	340 13.3858	95.3 3.7500
CD242	CM242	CE242	CC242	CDA242	CDD242	-	210 8.2677	380 14.9606	62 2.4409
AD5242	AM5242	AE5242	AC5242	ADA5242	ADD5242	A5242	210 8.2677	380 14.9606	127 5.0000
CD342	CM342	CE342	CC342	CDA342	CDD342	-	210 8.2677	440 17.3228	84 3.3071
AD5342	AM5342	AE5342	AC5342	ADA5342	ADD5342	A5342	210 8.2677	440 17.3228	171.5 6.7500
CD1044	CM1044	CE1044	CC1044	CDA1044	CDD1044	-	220 8.6614	340 13.3858	56 2.2047
AD5044	AM5044	AE5044	AC5044	ADA5044	ADD5044	A5044	220 8.6614	340 13.3858	90 3.5433
CD144	CM144	CE144	CC144	CDA144	CDD144	-	220 8.6614	350 13.7795	51 2.0079
AD5144	AM5144	AE5144	AC5144	ADA5144	ADD5144	A5144	220 8.6614	350 13.7795	98.4 3.8750
CD244	CM244	CE244	CC244	CDA244	CDD244	-	220 8.6614	400 15.7480	65 2.5591
AD5244	AM5244	AE5244	AC5244	ADA5244	ADD5244	A5244	220 8.6614	400 15.7480	133.4 5.2500
CD344	CM344	CE344	CC344	CDA344	CDD344	-	220 8.6614	460 18.1102	88 3.4646
AD5344	AM5344	AE5344	AC5344	ADA5344	ADD5344	A5344	220 8.6614	460 18.1102	177.8 7.0000
CD146	CM146	CE146	CC146	CDA146	CDD146	-	230 9.0551	370 14.5669	53 2.0866
AD5146	AM5146	AE5146	AC5146	ADA5146	ADD5146	A5146	230 9.0551	370 14.5669	101.6 4.0000
CD246	CM246	CE246	CC246	CDA246	CDD246	-	230 9.0551	420 16.5354	69 2.7165

# DOMESTIC METRIC CYLINDRICAL ROLLER BEARINGS

## AMERICAN ROLLER BEARINGS®



CYLINDRICAL ROLLER BEARINGS

INNER RACE O.D.	MAX. FILLET RADIUS		SHOULDER DIAMETERS				DYNAMIC CAPACITY	STATIC CAPACITY	BEARING WEIGHT	BASIC BEARING NUMBER
			SHAFT		HOUSING					
A	Ri	Ro	S1	S2	T1	T2	C	Co	M	
mm/IN	mm/IN	mm/IN	mm/IN	mm/IN	mm/IN	mm/IN	kN/LBS	kN/LBS	kg/LBS	
244.48 9.625	4.8 .190	2.5 .100	239.78 9.44	244.35 9.62	312.67 12.31	308.10 12.13	587 132,000	801 180,000	18 40	142
244.48 9.625	4.8 .190	2.5 .100	239.78 9.44	244.35 9.62	312.67 12.31	308.10 12.13	1223 275,000	2024 455,000	35 78	5142
253.52 9.981	8.0 .314	3.1 .125	248.41 9.78	253.49 9.98	341.38 13.44	336.04 13.23	783 176,000	1090 245,000	32.5 71.5	242
253.52 9.981	8.0 .314	3.1 .125	248.41 9.78	253.49 9.98	341.38 13.44	336.04 13.23	1779 400,000	2802 630,000	66 146	5242
267.77 10.542	9.5 .375	4.0 .157	261.87 10.31	267.72 10.54	387.35 15.25	382.02 15.04	1245 280,000	1668 375,000	66 146	342
267.77 10.542	9.5 .375	4.0 .157	261.87 10.31	267.72 10.54	387.35 15.25	382.02 15.04	2758 620,000	4448 1,000,000	129.5 285	5342
251.41 9.898	6.4 .250	2.5 .100	245.87 9.68	251.21 9.89	316.99 12.48	311.91 12.28	587 132,000	890 200,000	19 41.5	1044
251.41 9.898	6.4 .250	2.5 .100	245.87 9.68	251.21 9.89	317.07 12.48	311.91 12.28	1068 240,000	1780 400,200	31 69	5044
253.90 9.996	6.4 .250	2.5 .100	248.92 9.80	253.75 9.99	321.56 12.66	317.50 12.50	623 140,000	845 190,000	19.5 43.5	144
253.90 9.996	6.4 .250	2.5 .100	248.92 9.80	253.75 9.99	321.56 12.66	317.50 12.50	1334 300,000	2135 480,000	37.5 83	5144
265.91 10.469	9.5 .375	3.1 .125	260.35 10.25	265.68 10.46	360.17 14.18	354.84 13.97	890 200,000	1268 285,000	38.5 85	244
265.91 10.469	9.5 .375	3.1 .125	260.35 10.25	265.68 10.46	360.17 14.18	354.84 13.97	1957 440,000	3203 720,000	78.5 173	5244
276.23 10.875	9.5 .375	4.0 .157	270.51 10.65	276.10 10.87	402.59 15.85	397.00 15.63	1490 335,000	1890 425,000	76 167	344
282.58 11.125	9.5 .375	4.0 .157	276.86 10.90	282.45 11.12	402.59 15.85	397.00 15.63	2980 670,000	498 112,000	146.5 323	5344
266.70 10.500	6.4 .250	2.5 .100	261.87 10.31	266.70 10.50	341.38 13.44	336.55 13.25	649 146,000	890 200,000	23 51	146
266.70 10.500	6.4 .250	2.5 .100	261.87 10.31	266.70 10.50	341.38 13.44	336.55 13.25	1423 320,000	2447 550,000	44.5 98	5146
278.43 10.962	9.5 .375	3.1 .125	273.05 10.75	278.38 10.96	372.87 14.68	367.54 14.47	890 200,000	1268 285,000	45 99	246

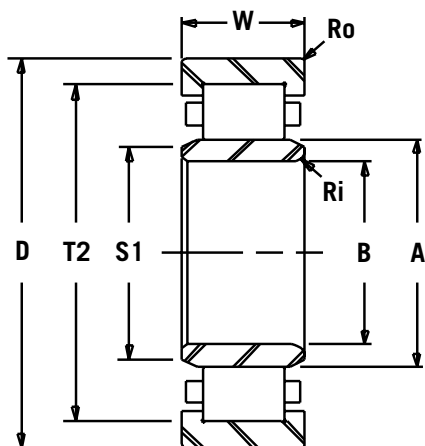
CD, CM, etc. refers to narrow bearings.

AD, AM, etc. refers to wide bearings.

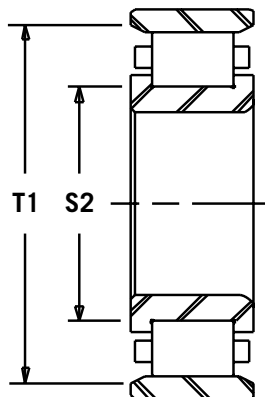
# DOMESTIC METRIC CYLINDRICAL ROLLER BEARINGS

## AMERICAN ROLLER BEARINGS®

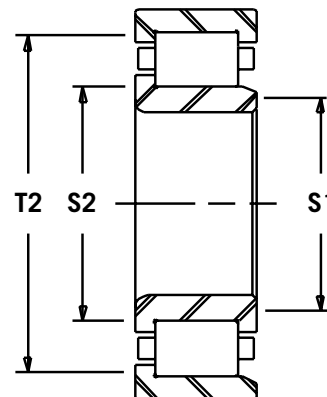
CYLINDRICAL  
ROLLER BEARINGS



TYPE CD-AD



TYPE CM-AM



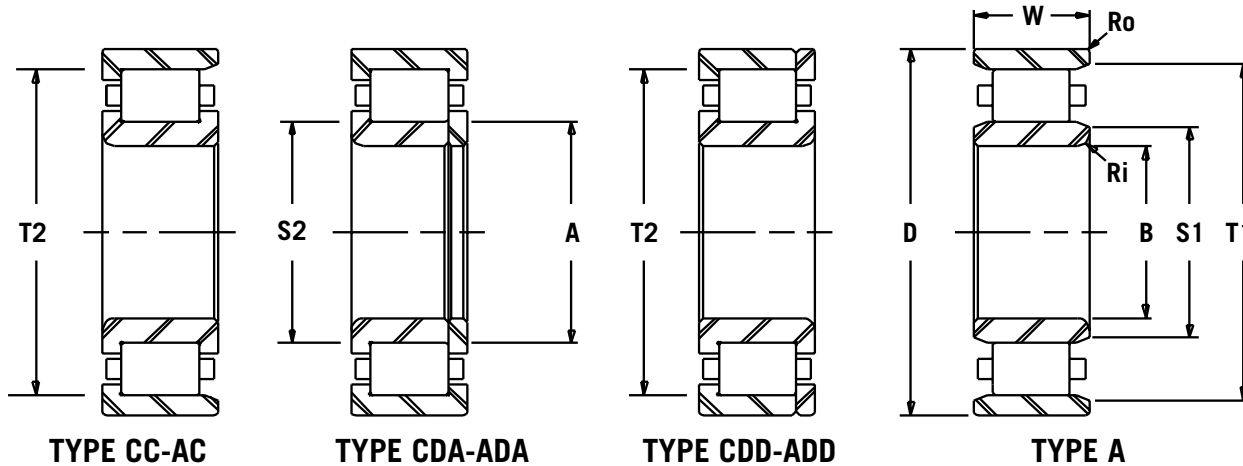
TYPE CE-AE

							BORE	O.D.	WIDTH
							B	D	W
							mm/IN	mm/IN	mm/IN
AD5246	AM5246	AE5246	AC5246	ADA5246	ADD5246	A5246	230 9.0551	420 16.5354	139.7 5.5000
CD346	CM346	CE346	CC346	CDA346	CDD346	-	230 9.0551	480 18.8976	91 3.5827
AD5346	AM5346	AE5346	AC5346	ADA5346	ADD5346	A5346	230 9.0551	480 18.8976	184.2 7.2500
CD1048	CM1048	CE1048	CC1048	CDA1048	CDD1048	-	240 9.4488	360 14.1732	56 2.2047
AD5048	AM5048	AE5048	AC5048	ADA5048	ADD5048	A5048	240 9.4488	360 14.1732	92 3.6250
CD148	CM148	CE148	CC148	CDA148	CDD148	-	240 9.4488	390 15.3543	55 2.1654
AD5148	AM5148	AE5148	AC5148	ADA5148	ADD5148	A5148	240 9.4488	390 15.3543	108 4.2500
CD248	CM248	CE248	CC248	CDA248	CDD248	-	240 9.4488	440 17.3228	72 2.8346
AD5248	AM5248	AE5248	AC5248	ADA5248	ADD5248	A5248	240 9.4488	440 17.3228	146.1 5.7500
CD348	CM348	CE348	CC348	CDA348	CDD348	-	240 9.4488	500 19.6850	95 3.7402
AD5348	AM5348	AE5348	AC5348	ADA5348	ADD5348	A5348	240 9.4488	500 19.6850	190.5 7.5000
CD150	CM150	CE150	CC150	CDA150	CDD150	-	250 9.8425	410 16.1417	57 2.2441
AD5150	AM5150	AE5150	AC5150	ADA5150	ADD5150	A5150	250 9.8425	410 16.1417	111.1 4.3750
CD250	CM250	CE250	CC250	CDA250	CDD250	-	250 9.8425	460 18.1102	76 2.9921
AD5250	AM5250	AE5250	AC5250	ADA5250	ADD5250	A5250	250 9.8425	460 18.1102	152.4 6.0000
CD350	CM350	CE350	CC350	CDA350	CDD350	-	250 9.8425	520 20.4724	98 3.8583
AD5350	AM5350	AE5350	AC5350	ADA5350	ADD5350	A5350	250 9.8425	520 20.4724	196.9 7.7500



# DOMESTIC METRIC CYLINDRICAL ROLLER BEARINGS

## AMERICAN ROLLER BEARINGS®



CYLINDRICAL ROLLER BEARINGS

INNER RACE O.D.	MAX. FILLET RADIUS		SHOULDER DIAMETERS				DYNAMIC CAPACITY	STATIC CAPACITY	BEARING WEIGHT	BASIC BEARING NUMBER
			SHAFT		HOUSING					
A	Ri	Ro	S1	S2	T1	T2	C	Co	M	
mm/IN	mm/IN	mm/IN	mm/IN	mm/IN	mm/IN	mm/IN	kN/LBS	kN/LBS	kg/LBS	
278.43 10.962	9.5 .375	3.1 .125	273.05 10.75	278.38 10.96	372.87 14.68	367.54 14.47	1957 440,000	3336 750,000	91 201	5246
291.39 11.472	9.5 .375	4.0 .157	285.75 11.25	291.34 11.47	423.67 16.68	418.34 16.47	1490 335,000	1957 440,000	86 190	346
291.39 11.472	9.5 .375	4.0 .157	285.75 11.25	291.34 11.47	423.67 16.68	418.34 16.47	3091 695,000	5071 1,140,000	165 364	5346
271.40 10.685	6.4 .250	2.5 .100	266.19 10.48	271.27 10.68	336.80 13.26	331.72 13.06	609 137,000	979 220,000	20 44.5	1048
271.40 10.685	6.4 .250	2.5 .100	266.19 10.48	271.27 10.68	336.80 13.26	331.72 13.06	1090 245,000	2068 465,000	34.5 76.0	5048
277.70 10.933	6.4 .250	2.5 .100	272.29 10.72	277.62 10.93	352.30 13.87	347.73 13.69	738 166,000	1032 232,000	27.5 60.5	148
277.70 10.933	6.4 .250	2.5 .100	272.29 10.72	277.62 10.93	352.30 13.87	347.73 13.69	1579 355,000	2669 600,000	53.6 118	5148
291.19 11.464	9.5 .375	3.1 .125	285.75 11.25	291.08 11.46	398.27 15.68	392.94 15.47	1090 245,000	1490 335,000	51.5 113.5	248
291.19 11.464	9.5 .375	3.1 .125	285.75 11.25	291.08 11.46	398.27 15.68	392.94 15.47	2180 490,000	3692 830,000	104.5 231	5248
307.98 12.125	9.5 .375	4.0 .157	302.77 11.92	307.85 12.12	440.69 17.35	435.10 17.13	1535 345,000	2068 465,000	98 216	348
307.98 12.125	9.5 .375	4.0 .157	302.77 11.92	307.85 12.12	440.69 17.35	435.10 17.13	3336 750,000	5649 1,270,000	185 408	5348
293.67 11.562	8.0 .314	3.1 .125	288.80 11.37	293.62 11.56	374.65 14.75	370.08 14.57	756 170,000	1050 236,000	31.5 69.5	150
293.67 11.562	8.0 .314	3.1 .125	288.80 11.37	293.62 11.56	374.65 14.75	370.08 14.57	1690 380,000	2669 600,000	61 134.5	5150
303.76 11.959	9.5 .375	4.0 .157	298.45 11.75	303.53 11.95	410.97 16.18	405.38 15.96	1134 255,000	1601 360,000	60 132	250
303.76 11.959	9.5 .375	4.0 .157	298.45 11.75	303.53 11.95	410.97 16.18	405.38 15.96	2535 570,000	4293 965,000	120 265	5250
314.96 12.400	12.7 .500	5.0 .197	309.37 12.18	314.96 12.40	460.25 18.12	454.66 17.90	1735 390,000	2402 540,000	110 243	350
314.96 12.400	12.7 .500	5.0 .197	309.37 12.18	314.96 12.40	460.25 18.12	454.66 17.90	3625 815,000	5872 1,320,000	207 455	5350

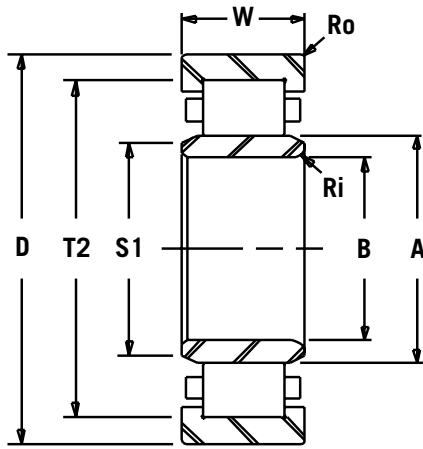
CD, CM, etc. refers to narrow bearings.

AD, AM, etc. refers to wide bearings.

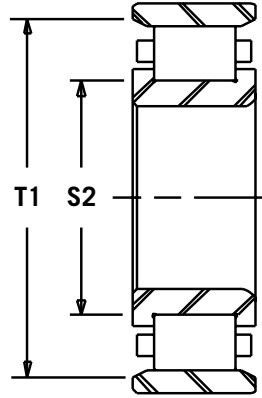
# DOMESTIC METRIC CYLINDRICAL ROLLER BEARINGS

## AMERICAN ROLLER BEARINGS®

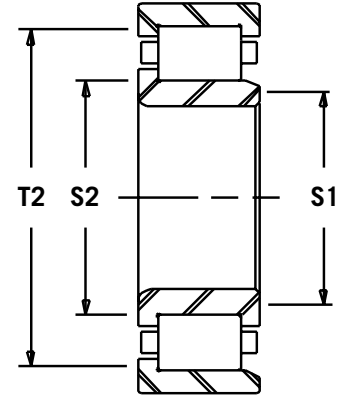
CYLINDRICAL ROLLER BEARINGS



TYPE CD-AD



TYPE CM-AM

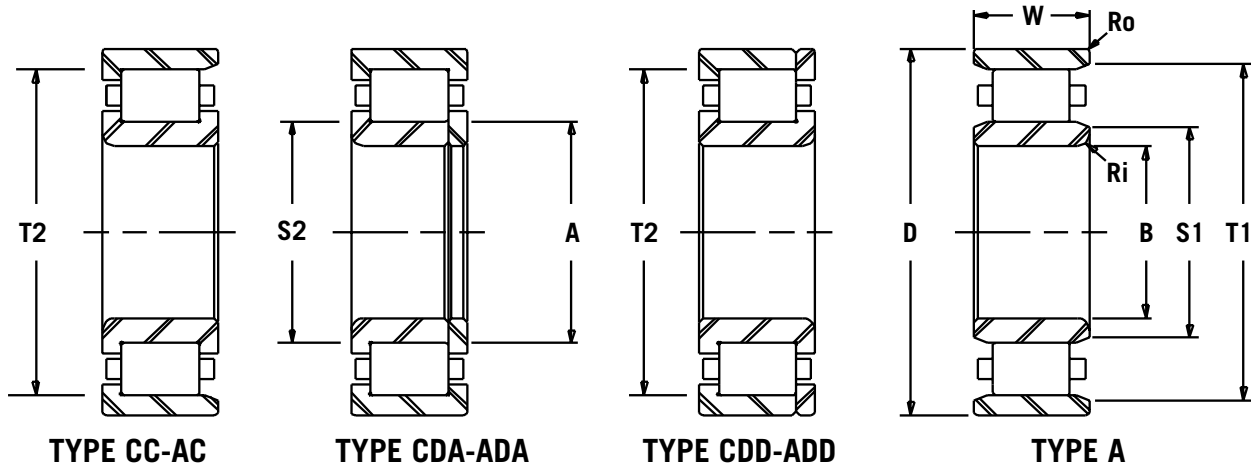


TYPE CE-AE

							BORE	O.D.	WIDTH
							B	D	W
							mm/IN	mm/IN	mm/IN
CD1052	CM1052	CE1052	CC1052	CDA1052	CDD1052	-	260 10.2362	400 15.7480	65 2.5591
AD5052	AM5052	AE5052	AC5052	ADA5052	ADD5052	A5052	260 10.2362	400 15.7480	104 4.0945
CD152	CM152	CE152	CC152	CDA152	CDD152	-	260 10.2362	430 16.9291	59 2.3228
AD5152	AM5152	AE5152	AC5152	ADA5152	ADD5152	A5152	260 10.2362	430 16.9291	114.3 4.5000
CD252	CM252	CE252	CC252	CDA252	CDD252	-	260 10.2362	480 18.8976	80 3.1496
AD5252	AM5252	AE5252	AC5252	ADA5252	ADD5252	A5252	260 10.2362	480 18.8976	158.8 6.2500
CD352	CM352	CE352	CC352	CDA352	CDD352	-	260 10.2362	540 21.2598	102 4.0157
AD5352	AM5352	AE5352	AC5352	ADA5352	ADD5352	A5352	260 10.2362	540 21.2598	203.2 8.0000
CD1056	CM1056	CE1056	CC1056	CDA1056	CDD1056	-	280 11.0236	420 16.5354	65 2.5591
AD5056	AM5056	AE5056	AC5056	ADA5056	ADD5056	A5056	280 11.0236	420 16.5354	106 4.1732
CD156	CM156	CE156	CC156	CDA156	CDD156	-	280 11.0236	460 18.1102	63 2.4803
AD5156	AM5156	AE5156	AC5156	ADA5156	ADD5156	A5156	280 11.0236	460 18.1102	123.8 4.8750
CD256	CM256	CE256	CC256	CDA256	CDD256	-	280 11.0236	500 19.6850	80 3.1496
AD5256	AM5256	AE5256	AC5256	ADA5256	ADD5256	A5256	280 11.0236	500 19.6850	165.1 6.5000
CD356	CM356	CE356	CC356	CDA356	CDD356	-	280 11.0236	580 22.8346	108 4.2520
AD5356	AM5356	AE5356	AC5356	ADA5356	ADD5356	A5356	280 11.0236	580 22.8346	215.9 8.5000

# DOMESTIC METRIC CYLINDRICAL ROLLER BEARINGS

## AMERICAN ROLLER BEARINGS®



CYLINDRICAL ROLLER BEARINGS

INNER RACE O.D.	MAX. FILLET RADIUS		SHOULDER DIAMETERS				DYNAMIC CAPACITY	STATIC CAPACITY	BEARING WEIGHT	BASIC BEARING NUMBER
	A	Ri	Ro	SHAFT		HOUSING				
mm/IN	mm/IN	mm/IN	mm/IN	mm/IN	mm/IN	mm/IN	kN/LBS	kN/LBS	kg/LBS	
295.94 11.651	8.0 .314	3.1 .125	290.58 11.44	295.91 11.65	371.35 14.62	365.76 14.40	814 183,000	1334 300,000	30 66.5	1052
295.94 11.651	8.0 .314	3.1 .125	290.58 11.44	295.91 11.65	371.35 14.62	365.76 14.40	1490 335,000	2447 550,000	50 110	5052
307.98 12.125	8.0 .314	3.1 .125	302.51 11.91	307.85 12.12	389.89 15.35	384.30 15.13	890 200,000	1334 300,000	36.5 80.5	152
307.98 12.125	8.0 .314	3.1 .125	302.51 11.91	307.85 12.12	389.89 15.35	384.30 15.13	1779 400,000	3025 680,000	70.5 155	5152
318.59 12.543	9.5 .375	4.0 .157	312.67 12.31	318.52 12.54	438.15 17.25	433.07 17.05	1334 300,000	1802 405,000	68.5 151	252
318.59 12.543	9.5 .375	4.0 .157	312.67 12.31	318.52 12.54	438.15 17.25	433.07 17.05	2535 570,000	4359 980,000	136.5 301	5252
330.02 12.993	12.7 .500	5.0 .197	323.85 12.75	329.95 12.99	476.25 18.75	469.90 18.50	1913 430,000	2602 585,000	124 273	352
330.02 12.993	12.7 .500	5.0 .197	323.85 12.75	329.95 12.99	476.25 18.75	469.90 18.50	3848 865,000	6361 1,430,000	230 507	5352
315.93 12.438	8.0 .314	3.1 .125	310.39 12.22	315.72 12.43	391.16 15.40	385.83 15.19	845 190,000	1446 325,000	32 70.5	1056
315.93 12.438	8.0 .314	3.1 .125	310.39 12.22	315.72 12.43	391.16 15.40	385.83 15.19	1557 350,000	2802 630,000	54 119	5056
330.20 13.000	8.0 .314	3.1 .125	324.61 12.78	330.20 13.00	418.08 16.46	412.75 16.25	979 220,000	1490 335,000	45 99	156
320.68 12.625	8.0 .314	3.1 .125	314.96 12.40	320.55 12.62	421.64 16.60	416.05 16.38	2113 475,000	3692 830,000	88 194	5156
335.36 13.203	9.5 .375	4.0 .157	330.20 13.00	335.28 13.20	455.42 17.93	449.83 17.71	1379 310,000	1957 440,000	72 159	256
335.36 13.203	9.5 .375	4.0 .157	330.20 13.00	335.28 13.20	455.42 17.93	449.83 17.71	2669 600,000	4626 1,040,000	149 329	5256
358.78 14.125	12.7 .500	5.0 .197	353.06 13.90	358.65 14.12	516.89 20.35	511.30 20.13	2135 480,000	2980 670,000	150 331	356
358.78 14.125	12.7 .500	5.0 .197	353.06 13.90	358.65 14.12	516.89 20.35	511.30 20.13	4359 980,000	7562 1,700,000	281 620	5356

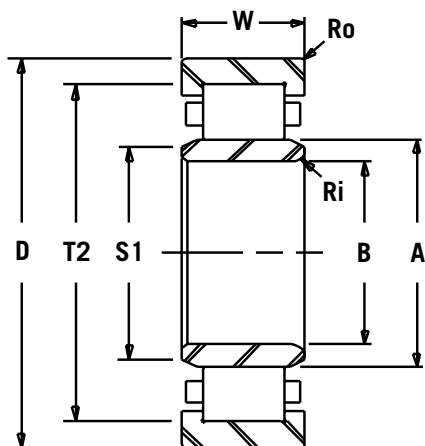
CD, CM, etc. refers to narrow bearings.

AD, AM, etc. refers to wide bearings.

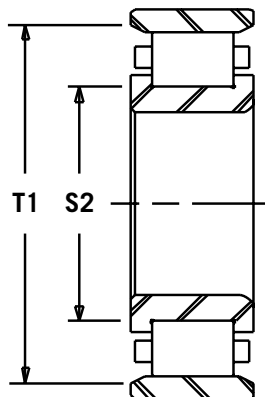
# DOMESTIC METRIC CYLINDRICAL ROLLER BEARINGS

## AMERICAN ROLLER BEARINGS®

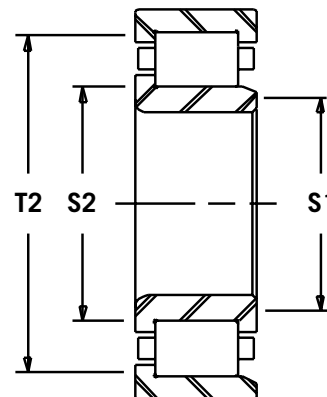
CYLINDRICAL  
ROLLER BEARINGS



TYPE CD-AD



TYPE CM-AM

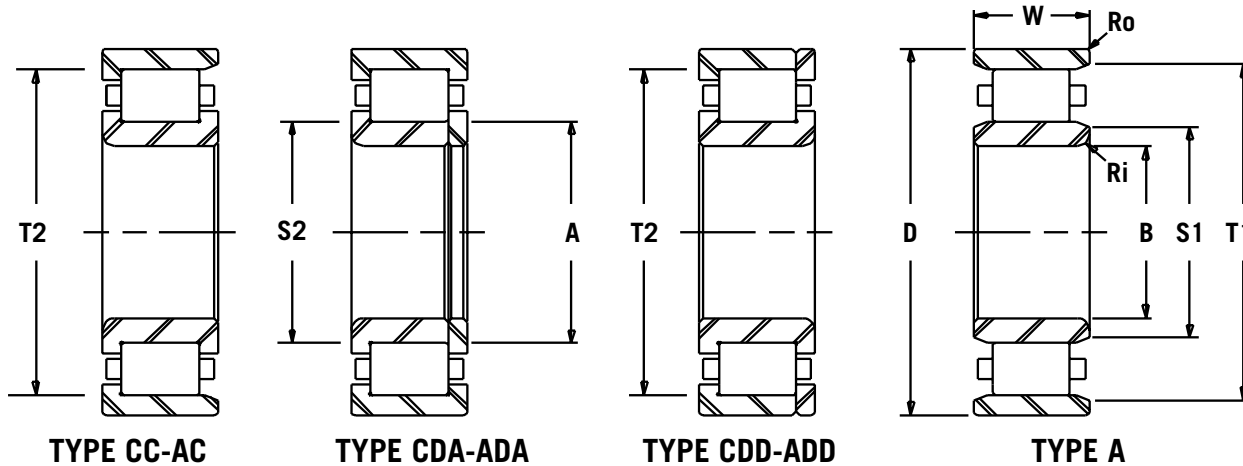


TYPE CE-AE

							BORE	O.D.	WIDTH
							B	D	W
							mm/IN	mm/IN	mm/IN
CD1060	CM1060	CE1060	CC1060	CDA1060	CDD1060	-	300 11.8110	460 18.1102	74 2.9134
AD5060	AM5060	AE5060	AC5060	ADA5060	ADD5060	A5060	300 11.8110	460 18.1102	118 4.6457
CD160	CM160	CE160	CC160	CDA160	CDD160	-	300 11.8110	480 18.8976	67 2.6378
AD5160	AM5160	AE5160	AC5160	ADA5160	ADD5160	A5160	300 11.8110	480 18.8976	127 5.0000
CD260	CM260	CE260	CC260	CDA260	CDD260	-	300 11.8110	540 21.2598	85 3.3465
AD5260	AM5260	AE5260	AC5260	ADA5260	ADD5260	A5260	300 11.8110	540 21.2598	177.8 7.0000
CD360	CM360	CE360	CC360	CDA360	CDD360	-	300 11.8110	620 24.4094	109 4.2913
AD5360	AM5360	AE5360	AC5360	ADA5360	ADD5360	A5360	300 11.8110	620 24.4094	241.3 9.5000
CD1064	CM1064	CE1064	CC1064	CDA1064	CDD1064	-	320 12.5984	480 18.8976	74 2.9134
AD5064	AM5064	AE5064	AC5064	ADA5064	ADD5064	A5064	320 12.5984	480 18.8976	121 4.7638
CD164	CM164	CE164	CC164	CDA164	CDD164	-	320 12.5984	500 19.6850	71 2.7953
AD5164	AM5164	AE5164	AC5164	ADA5164	ADD5164	A5164	320 12.5984	500 19.6850	130.2 5.1250
CD264	CM264	CE264	CC264	CDA264	CDD264	-	320 12.5984	580 22.8346	92 3.6220
AD5264	AM5264	AE5264	AC5264	ADA5264	ADD5264	A5264	320 12.5984	580 22.8346	190.5 7.5000
CD364	CM364	CE364	CC364	CDA364	CDD364	-	320 12.5984	670 26.3780	112 4.4094
AD5364	AM5364	AE5364	AC5364	ADA5364	ADD5364	A5364	320 12.5984	670 26.3780	254 10.0000

# DOMESTIC METRIC CYLINDRICAL ROLLER BEARINGS

## AMERICAN ROLLER BEARINGS®



CYLINDRICAL ROLLER BEARINGS

INNER RACE O.D.	MAX. FILLET RADIUS		SHOULDER DIAMETERS				DYNAMIC CAPACITY	STATIC CAPACITY	BEARING WEIGHT	BASIC BEARING NUMBER
	A	Ri	Ro	SHAFT		HOUSING				
mm/IN	mm/IN	mm/IN	mm/IN	mm/IN	mm/IN	mm/IN	kN/LBS	kN/LBS	kg/LBS	
341.88 13.460	8.0 .314	3.1 .125	336.55 13.25	341.88 13.46	423.67 16.68	418.08 16.46	1068 240,000	1690 380,000	45 99.5	1060
341.88 13.460	8.0 .314	3.1 .125	336.55 13.25	341.88 13.46	423.67 16.68	418.08 16.46	1846 415,000	3403 765,000	76 167.5	5060
344.47 13.562	8.0 .314	3.1 .125	338.84 13.34	344.42 13.56	439.67 17.31	433.58 17.07	1068 240,000	1735 390,000	49 108	160
344.47 13.562	8.0 .314	3.1 .125	338.84 13.34	344.42 13.56	439.67 17.31	433.58 17.07	2224 500,000	4003 900,000	94 207	5160
361.72 14.241	12.7 .500	4.0 .157	358.65 14.12	364.24 14.34	495.30 19.50	488.95 19.25	1624 365,000	2269 510,000	91 201	260
361.72 14.241	12.7 .500	4.0 .157	358.65 14.12	364.24 14.34	495.30 19.50	488.95 19.25	3559 800,000	6094 1,370,000	189 417	5260
383.67 15.105	12.7 .500	5.0 .197	377.95 14.88	383.54 15.10	542.29 21.35	536.19 21.11	2269 510,000	3158 710,000	172 379	360
383.67 15.105	12.7 .500	5.0 .197	377.95 14.88	383.54 15.10	542.29 21.35	536.19 21.11	5160 1,160,000	9252 2,080,000	359 791	5360
358.70 14.122	8.0 .314	3.1 .125	353.06 13.90	358.65 14.12	447.04 17.60	441.45 17.38	1112 250,000	1779 400,000	47.5 104.5	1064
358.70 14.122	8.0 .314	3.1 .125	353.06 13.90	358.65 14.12	447.04 17.60	441.45 17.38	2024 455,000	4070 915,000	81.5 180	5064
363.52 14.312	8.0 .314	3.1 .125	356.36 14.03	363.47 14.31	465.84 18.34	458.98 18.07	1268 285,000	1957 440,000	55 121.5	164
363.52 14.312	8.0 .314	3.1 .125	356.36 14.03	363.47 14.31	465.84 18.34	458.98 18.07	2447 550,000	4448 1,000,000	100 220.5	5164
388.75 15.305	12.7 .500	4.0 .157	382.52 15.06	388.62 15.30	522.22 20.56	515.87 20.31	1846 415,000	2713 610,000	115 253.5	264
388.75 15.305	12.7 .500	4.0 .157	382.52 15.06	388.62 15.30	522.22 20.56	515.87 20.31	3914 880,000	7384 1,660,000	236 521	5264
407.90 16.059	12.7 .500	5.0 .197	401.32 15.80	407.67 16.05	588.01 23.15	581.91 22.91	2713 610,000	3781 850,000	208 459	364
407.90 16.059	12.7 .500	5.0 .197	401.32 15.80	407.67 16.05	588.01 23.15	581.91 22.91	5560 1,250,000	9786 2,200,000	444 980	5364

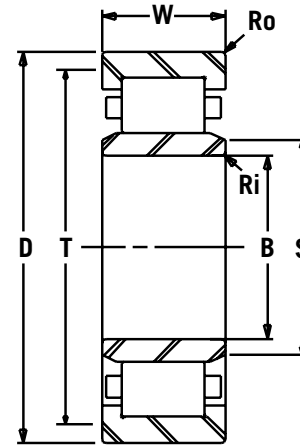
CD, CM, etc. refers to narrow bearings.

AD, AM, etc. refers to wide bearings.

# INCH SERIES CYLINDRICAL ROLLER BEARINGS

## AMERICAN ROLLER BEARINGS®

CYLINDRICAL ROLLER BEARINGS

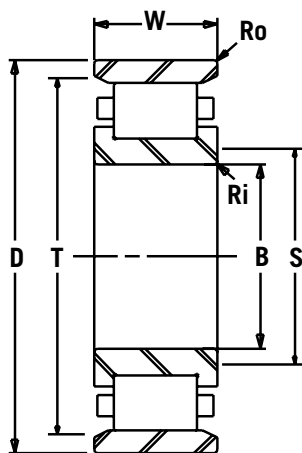


TYPE CD & AD

							BORE	O.D.	WIDTH
							B	D	W
							IN/mm	IN/mm	IN/mm
40CD789	40CM789	40CE789	40CC789	40CDA789	40CDD789	-	4.0000 101.600	7.2500 184.150	1.2500 31.750
40AD791	40AM791	40AE791	40AC791	40ADA791	40ADD791	40A791	4.0000 101.600	7.2500 184.150	1.9375 49.213
40CD796	40CM796	40CE796	40CC796	40CDA796	40CDD796	-	4.0000 101.600	8.5000 215.900	1.7500 44.450
40AD797	40AM797	40AE797	40AC797	40ADA797	40ADD797	40A797	4.0000 101.600	8.5000 215.900	2.7500 69.850
42CD190	42CM190	42CE190	42CC190	42CDA190	42CDD190	-	4.2500 107.950	6.0000 152.400	0.8750 22.225
42CD789	42CM789	42CE789	42CC789	42CDA789	42CDD789	-	4.2500 107.950	7.5000 190.500	1.2500 31.750
42AD791	42AM791	42AE791	42AC791	42ADA791	42ADD791	42A791	4.2500 107.950	7.5000 190.500	1.9375 49.213
42CD796	42CM796	42CE796	42CC796	42CDA796	42CDD796	-	4.2500 107.950	8.7500 222.250	1.7500 44.450
42AD797	42AM797	42AE797	42AC797	42ADA797	42ADD797	42A797	4.2500 107.950	8.7500 222.250	2.7500 69.850
45AD267	45AM267	45AE267	45AC267	45ADA267	45ADD267	45A267	4.4995 114.287	8.3760 212.750	2.6760 67.970
45CD789	45CM789	45CE789	45CC789	45CDA789	45CDD789	-	4.5000 114.300	8.0000 203.200	1.3125 33.338
45AD791	45AM791	45AE791	45AC791	45ADA791	45ADD791	45A791	4.5000 114.300	8.0000 203.200	2.0625 52.388
45CD796	45CM796	45CE796	45CC796	45CDA796	45CDD796	-	4.5000 114.300	9.3750 238.125	2.0000 50.800
45AD797	45AM797	45AE797	45AC797	45ADA797	45ADD797	45A797	4.5000 114.300	9.3750 238.125	3.1250 79.375
47CD789	47CM789	47CE789	47CC789	47CDA789	47CDD789	-	4.7500 120.650	8.2500 209.550	1.3125 33.338
47AD791	47AM791	47AE791	47AC791	47ADA791	47ADD791	47A791	4.7500 120.650	8.2500 209.550	2.0625 52.388
47CD796	47CM796	47CE796	47CC796	47CDA796	47CDD796	-	4.7500 120.650	10.0000 254.000	2.0000 50.800
47CD797	47CM797	47CE797	47CC797	47CDA797	47CDD797	-	4.7500 120.650	10.0000 254.000	3.1250 79.375
50CD789	50CM789	50CE789	50CC789	50CDA789	50CDD789	-	5.0000 127.000	9.0000 228.600	1.3750 34.925
50AD791	50AM791	50AE791	50AC791	50ADA791	50ADD791	50A791	5.0000 127.000	9.0000 228.600	2.1875 55.563
50AD795	50AM795	50AE795	50AC795	50ADA795	50ADD795	50A795	5.0000 127.000	9.5000 241.300	3.2500 82.550
50AD350	50AM350	50AE350	50AC350	50ADA350	50ADD350	50A350	5.0000 127.000	9.7500 247.650	3.5000 88.900
50CD796	50CM796	50CE796	50CC796	50CDA796	50CDD796	-	5.0000 127.000	10.0000 254.000	2.0000 50.800
50AD797	50AM797	50AE797	50AC797	50ADA797	50ADD797	50A797	5.0000 127.000	10.0000 254.000	3.1250 79.375

# INCH SERIES CYLINDRICAL ROLLER BEARINGS

## AMERICAN ROLLER BEARINGS®



TYPE CM & AM

CYLINDRICAL ROLLER BEARINGS

FILLET RADIUS R	SHOULDER DIAMETERS		DYNAMIC CAPACITY C	STATIC CAPACITY Co	BEARING WEIGHT M	BASIC BEARING NUMBER
	SHAFT S	HOUSING T				
IN/mm	IN/mm	IN/mm	LBS/kN	LBS/kN	LBS/kg	
.125	4.90	6.54	44,000	50,000	9	40-789
3.0	124.6	166.1	196	222	4	
.125	4.88	6.54	68,000	96,500	14	40-791
3.0	124.0	166.1	302	429	6	
.160	4.95	7.38	73,500	86,500	19	40-796
4.0	125.8	187.5	327	385	9	
.160	4.95	7.38	125,000	170,000	30	40-797
4.0	125.8	187.5	556	756	14	
.100	4.58	6.19	21,000	31,000	4	42-190
2.5	116.3	157.3	93	138	2	
.125	4.87	6.51	45,000	50,000	9	42-789
3.0	123.8	165.4	200	222	4	
.125	4.81	7.26	69,500	98,000	14	42-791
3.0	122.0	184.4	309	436	6	
.160	5.03	7.51	78,000	90,000	20	42-796
4.0	127.8	190.7	347	400	9	
.160	5.03	6.76	129,000	166,000	31	42-797
4.0	127.8	171.7	574	738	14	
.125	5.07	6.82	114,000	150,000	26	45-267
3.0	128.8	173.3	507	667	12	
.125	4.98	7.38	46,500	53,000	11	45-789
3.0	126.4	187.6	207	236	5	
.125	5.06	7.51	85,000	104,000	17	45-791
3.0	128.4	190.7	378	463	8	
.200	5.55	7.32	102,000	125,000	26	45-796
5.0	141.0	186.0	454	556	12	
.200	5.64	7.32	163,000	236,000	41	45-797
5.0	143.2	186.0	725	1050	19	
.125	5.48	7.88	51,000	60,000	12	47-789
3.0	139.1	200.3	227	267	5	
.125	5.45	7.88	90,000	132,000	18	47-791
3.0	138.5	200.3	400	587	8	
.200	5.83	7.51	102,000	120,000	30	47-796
5.0	148.0	190.7	454	534	14	
.200	5.82	7.50	170,000	228,000	47	47-797
5.0	147.8	190.5	756	1014	21	
.125	6.00	8.38	55,000	69,500	15	50-789
3.0	152.40	212.90	245	309	7	
.125	5.98	8.38	93,000	137,000	24	50-791
3.0	151.77	212.95	414	609	11	
.080	5.74	7.51	154,000	214,000	41	50-795
2.0	145.80	190.75	685	952	19	
.100	5.94	7.76	160,000	240,000	48	50-350
2.5	150.90	197.10	712	1068	19	
.200	5.89	8.32	106,000	129,000	29	50-796
5.0	149.61	211.33	472	574	13	
.200	5.89	8.32	176,000	245,000	45	50-797
5.0	149.60	211.35	783	1090	20	

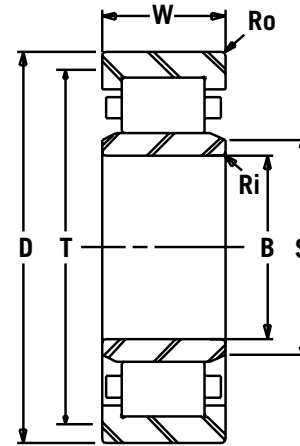
CD, CM, etc. refers to narrow bearings.

AD, AM, etc. refers to wide bearings.

# INCH SERIES CYLINDRICAL ROLLER BEARINGS

## AMERICAN ROLLER BEARINGS®

CYLINDRICAL ROLLER BEARINGS



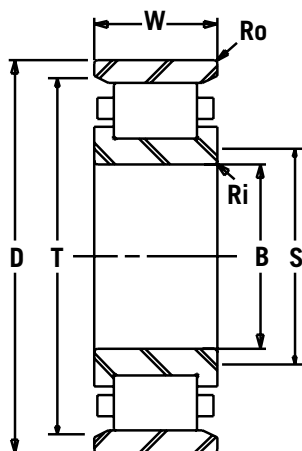
TYPE CD & AD

							BORE	O.D.	WIDTH
							B	D	W
							IN/mm	IN/mm	IN/mm
55CD789	55CM789	55CE789	55CC789	55CDA789	55CDD789	-	5.5000 139.700	9.5000 241.300	1.3750 34.925
55AD791	55AM791	55AE791	55AC791	55ADA791	55ADD791	55A791	5.5000 139.700	9.5000 241.300	2.1875 55.563
55CD796	55CM796	55CE796	55CC796	55CDA796	55CDD796	-	5.5000 139.700	11.0000 279.400	2.0000 50.800
55CD797	55CM797	55CE797	55CC797	55CDA797	55CDD797	-	5.5000 139.700	11.0000 279.400	3.1250 79.375
60CD789	60CM789	60CE789	60CC789	60CDA789	60CDD789	-	6.0000 152.400	10.5000 266.700	1.5625 39.688
60CD187	60CM187	60CE187	60CC187	60CDA187	60CDD187	-	6.0000 152.400	10.5000 266.700	1.8750 47.625
60AD791	60AM791	60AE791	60AC791	60ADA791	60ADD791	60A791	6.0000 152.400	10.5000 266.700	2.4375 61.913
60AD293	60AM293	60AE293	60AC293	60ADA293	60ADD293	60A293	6.0000 152.400	10.5625 268.288	2.9375 74.613
60CD796	60CM796	60CE796	60CC796	60CDA796	60CDD796	-	6.0000 152.400	12.0000 304.800	2.2500 57.150
60AD797	60AM797	60AE797	60AC797	60ADA797	60ADD797	60A797	6.0000 152.400	12.0000 304.800	3.5000 88.900
65CD291	65CM291	65CE291	65CC291	65CDA291	65CDD291	-	6.5000 165.100	8.7500 222.250	1.1250 28.575
65CD789	65CM789	65CE789	65CC789	65CDA789	65CDD789	-	6.5000 165.100	11.0000 279.400	1.5625 39.688
65AD791	65AM791	65AE791	65AC791	65ADA791	65ADD791	65A791	6.5000 165.100	11.0000 279.400	2.4375 61.913
65CD796	65CM796	65CE796	65CC796	65CDA796	65CDD796	-	6.5000 165.100	13.0000 330.200	2.5000 63.500
65AD797	65AM797	65AE797	65AC797	65ADA797	65ADD797	65A797	6.5000 165.100	13.0000 330.200	3.8750 98.425
70CD102	70CM102	70CE102	70CC102	70CDA102	70CDD102	-	7.0000 177.800	10.2500 260.350	2.0000 50.800
70CD102S	70CM102S	70CE102S	70CC102S	70CDA102S	70CDD102S	-	7.0000 177.800	10.2500 260.350	2.5000 63.500
70AD113	70AM113	70AE113	70AC113	70ADA113	70ADD113	70A113	7.0000 177.800	11.3750 288.925	3.6250 92.075
70CD789	70CM789	70CE789	70CC789	70CDA789	70CDD789	-	7.0000 177.800	12.0000 304.800	1.7500 44.450
70AD791	70AM791	70AE791	70AC791	70ADA791	70ADD791	70A791	7.0000 177.800	12.0000 304.800	2.7500 69.850
70CD796	70CM796	70CE796	70CC796	70CDA796	70CDD796	-	7.0000 177.800	13.5000 342.900	2.5000 63.500
70AD797	70AM797	70AE797	70AC797	70ADA797	70ADD797	70A797	7.0000 177.800	13.5000 342.900	3.8750 98.425
72AD115	72AM115	72AE115	72AC115	72ADA115	72ADD115	72A115	7.2500 184.150	11.3000 287.020	5.1250 130.175
75CD111	75CM111	75CE111	75CC111	75CDA111	75CDD111	-	7.5000 190.500	11.0000 279.400	1.5000 38.100



# INCH SERIES CYLINDRICAL ROLLER BEARINGS

## AMERICAN ROLLER BEARINGS®



TYPE CM & AM

CYLINDRICAL ROLLER BEARINGS

FILLET RADIUS R	SHOULDER DIAMETERS		DYNAMIC CAPACITY C	STATIC CAPACITY Co	BEARING WEIGHT M	BASIC BEARING NUMBER
	SHAFT S	HOUSING T				
IN/mm	IN/mm	IN/mm	LBS/kN	LBS/kN	LBS/kg	
.125	6.37	8.51	63,000	78,000	16	55-789
3.0	161.86	216.13	280	347	7	
.125	6.31	8.51	108,000	153,000	25	55-791
3.0	160.15	216.13	480	681	12	
.200	6.78	9.51	110,000	140,000	35	55-796
5.0	172.28	241.53	489	623	16	
.200	6.53	9.76	180,000	265,000	55	55-797
5.0	165.93	247.90	801	1179	25	
.160	6.85	9.51	86,500	106,000	22	60-789
4.0	173.99	241.55	385	472	10	
.160	6.83	9.51	105,000	136,000	27	60-187
4.0	173.42	241.55	467	605	12	
.160	6.65	9.60	143,000	193,000	34	60-791
4.0	168.88	243.94	636	859	15	
.160	6.75	9.58	144,000	205,000	43	60-293
4.0	171.56	243.28	641	912	20	
.200	7.28	10.51	136,000	171,000	46	60-796
5.0	184.98	266.95	605	761	21	
.200	6.99	10.73	224,000	455,000	72	60-797
5.0	177.43	272.52	996	2024	33	
.125	6.98	8.13	30,000	51,000	7	65-291
3.0	177.43	272.52	133	227	33	
.160	7.60	9.76	90,000	112,000	24	65-789
4.0	193.04	247.90	400	498	11	
.160	7.28	10.01	146,000	208,000	37	65-791
4.0	184.97	254.25	649	925	17	
.200	7.89	11.39	170,000	196,000	61	65-796
5.0	200.44	289.18	756	872	28	
.200	7.89	11.39	253,000	315,000	95	65-797
5.0	200.44	289.18	1125	1401	43	
.125	7.66	9.39	76,000	129,000	22	70-102
3.0	194.50	238.40	338	574	10	
.125	7.53	9.51	110,000	186,000	27	70-102S
3.0	191.33	241.55	489	827	12	
.125	7.69	10.39	195,000	322,000	56	70-113
3.0	195.39	263.80	867	1432	26	
.160	8.03	10.76	108,000	146,000	32	70-789
4.0	204.03	273.33	480	649	15	
.160	8.03	10.76	180,000	265,000	51	70-791
4.0	204.03	273.33	801	1179	23	
.200	8.23	12.01	180,000	232,000	65	70-796
5.0	209.13	305.08	801	1032	29	
.200	8.23	12.01	290,000	425,000	100	70-797
5.0	209.13	305.08	1290	1890	45	
.125	7.25	10.26	190,000	355,000	75	72-115
3.0	184.27	260.60	845	1579	34	
.125	8.12	10.26	80,000	116,000	19	75-111
3.0	206.24	260.60	356	516	9	

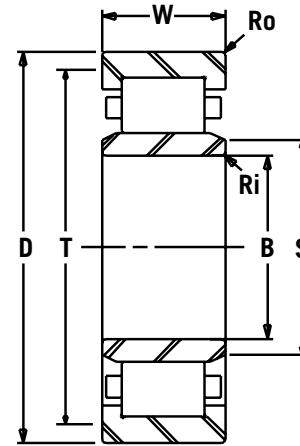
CD, CM, etc. refers to narrow bearings.

AD, AM, etc. refers to wide bearings.

# INCH SERIES CYLINDRICAL ROLLER BEARINGS

## AMERICAN ROLLER BEARINGS®

CYLINDRICAL ROLLER BEARINGS

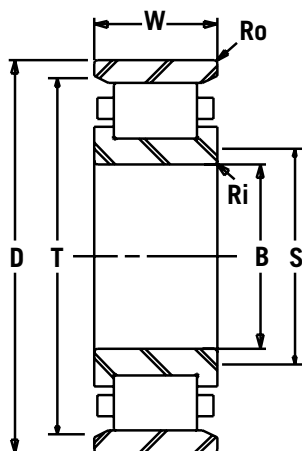


TYPE CD & AD

							BORE	O.D.	WIDTH
							B	D	W
							IN/mm	IN/mm	IN/mm
75CD789	75CM789	75CE789	75CC789	75CDA789	75CDD789	-	7.5000 190.500	12.5000 317.500	1.7500 44.450
75AD791	75AM791	75AE791	75AC791	75ADA791	75ADD791	75A791	7.5000 190.500	12.5000 317.500	2.7500 69.850
75CD796	75CM796	75CE796	75CC796	75CDA796	75CDD796	-	7.5000 190.500	14.5000 368.300	2.7500 69.850
75AD797	75AM797	75AE797	75AC797	75ADA797	75ADD797	75A797	7.5000 190.500	14.5000 368.300	4.2500 107.950
80AD113	80AM113	80AE113	80AC113	80ADA113	80ADD113	80A113	8.0000 203.200	11.5000 292.100	3.6250 92.075
80CD789	80CM789	80CE789	80CC789	80CDA789	80CDD789	-	8.0000 203.200	13.0000 330.200	1.7500 44.450
80AD791	80AM791	80AE791	80AC791	80ADA791	80ADD791	80A791	8.0000 203.200	13.0000 330.200	2.7500 69.850
80CD796	80CM796	80CE796	80CC796	80CDA796	80CDD796	-	8.0000 203.200	15.0000 381.000	2.7500 69.850
80AD797	80AM797	80AE797	80AC797	80ADA797	80ADD797	80A797	8.0000 203.200	15.0000 381.000	4.2500 107.950
80CD101	80CM101	80CE101	80CC101	80CDA101	80CDD101	-	8.0010 203.225	10.7500 273.050	1.3750 34.925
85CD680	85CM680	85CE680	85CC680	85CDA680	85CDD680	-	8.5000 215.900	11.5000 292.100	1.5000 38.100
85CD789	85CM789	85CE789	85CC789	85CDA789	85CDD789	-	8.5000 215.900	14.0000 355.600	2.0000 50.800
85AD791	85AM791	85AE791	85AC791	85ADA791	85ADD791	85A791	8.5000 215.900	14.0000 355.600	3.1250 79.375
85AD145	85AM145	85AE145	85AC145	85ADA145	85ADD145	85A145	8.5000 215.900	14.5000 368.300	4.0000 101.600
90CD789	90CM789	90CE789	90CC789	90CDA789	90CDD789	-	9.0000 228.600	14.5000 368.300	2.0000 50.800
90AD791	90AM791	90AE791	90AC791	90ADA791	90ADD791	90A791	9.0000 228.600	14.5000 368.300	3.1250 79.375
90CD796	90CM796	90CE796	90CC796	90CDA796	90CDD796	-	9.0000 228.600	17.0000 431.800	3.0000 76.200
90AD797	90AM797	90AE797	90AC797	90ADA797	90ADD797	90A797	9.0000 228.600	17.0000 431.800	4.6250 117.475
95AD430	95AM430	95AE430	95AC430	95ADA430	95ADD430	95A430	9.5000 241.300	12.7500 323.850	1.6250 41.275
95CD789	95CM789	95CE789	95CC789	95CDA789	95CDD789	-	9.5000 241.300	15.1250 384.175	2.0000 50.800
95AD791	95AM791	95AE791	95AC791	95ADA791	95ADD791	95A791	9.5000 241.300	15.1250 384.175	3.1250 79.375
95AD625	95AM625	95AE625	95AC625	95ADA625	95ADD625	95A625	9.5000 241.300	15.5030 393.776	5.0000 127.000
95AD796	95AM796	95AE796	95AC796	95ADA796	95ADD796	95A796	9.5000 241.300	18.0000 457.200	3.2500 82.550
97AD134	97AM134	97AE134	97AC134	97ADA134	97ADD134	97A134	9.7500 247.650	13.7500 349.250	4.2500 107.950

# INCH SERIES CYLINDRICAL ROLLER BEARINGS

## AMERICAN ROLLER BEARINGS®



TYPE CM & AM

CYLINDRICAL  
ROLLER BEARINGS

FILLET RADIUS R	SHOULDER DIAMETERS		DYNAMIC CAPACITY C	STATIC CAPACITY Co	BEARING WEIGHT M	BASIC BEARING NUMBER
	SHAFT S	HOUSING T				
IN/mm	IN/mm	IN/mm	LBS/kN	LBS/kN	LBS/kg	
.160	8.57	11.26	110,000	153,000	34	75-789
4.0	217.79	285.95	489	681	15	
.160	8.53	11.26	186,000	290,000	53	75-791
4.0	216.73	286.03	827	1290	24	
.200	8.89	12.89	204,000	265,000	82	75-796
5.0	225.84	327.30	907	1179	37	
.200	8.85	12.89	340,000	510,000	127	75-797
5.0	224.70	327.30	1512	2269	58	
.125	8.07	10.63	150,000	288,000	48	80-113
3.0	204.94	270.08	667	1281	22	
.160	9.10	11.76	114,000	163,000	36	80-789
4.0	231.20	298.65	507	725	16	
.160	8.94	11.89	196,000	285,000	56	80-791
4.0	226.98	301.93	872	1268	25	
.200	9.34	13.51	228,000	300,000	86	80-796
5.0	237.24	343.20	1014	1334	39	
.200	9.34	13.51	375,000	540,000	133	80-797
5.0	237.24	343.20	1668	2402	60	
.125	8.45	10.13	53,000	83,000	14	80-101
3.0	214.70	257.40	236	369	6	
.125	9.03	10.76	57,000	96,000	17	85-680
3.0	229.43	273.35	254	427	8	
.200	9.48	12.88	146,000	190,000	48	85-789
5.0	240.73	327.23	649	845	22	
.200	9.48	12.88	245,000	360,000	75	85-791
5.0	240.73	327.23	1090	1601	34	
.160	9.47	13.26	303,000	467,000	107	85-145
4.0	240.57	336.85	1348	2077	49	
.200	10.20	13.13	143,000	208,000	49	90-789
5.0	259.04	333.59	636	925	22	
.200	10.00	13.45	250,000	390,000	78	90-791
5.0	253.96	341.62	1112	1735	36	
.200	10.75	15.01	265,000	375,000	121	90-796
5.0	272.95	381.22	1179	1668	55	
.200	10.75	15.01	415,000	655,000	184	90-797
5.0	272.95	381.22	1846	2914	83	
.160	10.03	12.01	75,000	124,000	23	95-430
4.0	254.80	305.09	334	552	10	
.200	10.49	13.95	176,000	228,000	54	95-789
5.0	266.56	354.22	783	1014	24	
.200	10.49	13.95	270,000	430,000	84	95-791
5.0	266.56	354.22	1201	1913	38	
.200	10.72	14.01	372,000	690,000	145	95-625
5.0	272.32	355.92	1655	3069	66	
.200	11.25	16.01	280,000	415,000	147	95-796
5.0	285.76	406.72	1245	1846	67	
.200	9.81	12.76	222,000	468,000	77	97-134
5.0	249.14	324.07	988	2082	35	

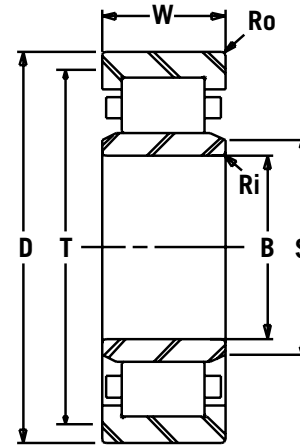
CD, CM, etc. refers to narrow bearings.

AD, AM, etc. refers to wide bearings.

# INCH SERIES CYLINDRICAL ROLLER BEARINGS

## AMERICAN ROLLER BEARINGS®

CYLINDRICAL ROLLER BEARINGS

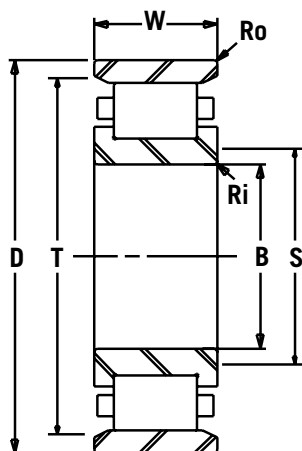


TYPE CD & AD

							BORE	O.D.	WIDTH
							B	D	W
							IN/mm	IN/mm	IN/mm
98CD142	98CM142	98CE142	98CC142	98CDA142	98CDD142	-	9.8750 250.825	14.9600 379.984	2.0000 50.800
100CD789	100CM789	100CE789	100CC789	100CDA789	100CDD789	-	10.0000 254.000	15.7500 400.050	2.0000 50.800
100AD791	100AM791	100AE791	100AC791	100ADA791	100ADD791	100A791	10.0000 254.000	15.7500 400.050	3.1250 79.375
100CD796	100CM796	100CE796	100CC796	100CDA796	100CDD796	-	10.0000 254.000	18.5000 469.900	3.2500 82.550
100AD797	100AM797	100AE797	100AC797	100ADA797	100ADD797	100A797	10.0000 254.000	18.5000 469.900	5.0000 127.000
105CD175	105CM175	105CE175	105CC175	105CDA175	105CDD175	-	10.5000 266.700	14.0000 355.600	1.7500 44.450
105CD141	105CM141	105CE141	105CC141	105CDA141	105CDD141	-	10.5000 266.700	14.0000 355.600	1.7500 44.450
105CD789	105CM789	105CE789	105CC789	105CDA789	105CDD789	-	10.5000 266.700	16.6250 422.275	2.2500 57.150
105AD791	105AM791	105AE791	105AC791	105ADA791	105ADD791	105A791	10.5000 266.700	16.6250 422.275	3.5000 88.900
105CD174	105CM174	105CE174	105CC174	105CDA174	105CDD174	-	10.5000 266.700	17.5000 444.500	4.7500 120.650
105CD796	105CM796	105CE796	105CC796	105CDA796	105CDD796	-	10.5000 266.700	19.5000 495.300	3.5000 88.900
110CD175	110CM175	110CE175	110CC175	110CDA175	110CDD175	-	11.0000 279.400	14.5000 368.300	1.7500 44.450
110CD789	110CM789	110CE789	110CC789	110CDA789	110CDD789	-	11.0000 279.400	17.5000 444.500	2.2500 57.150
110AD791	110AM791	110AE791	110AC791	110ADA791	110ADD791	110A791	11.0000 279.400	17.5000 444.500	3.5000 88.900
110CD183	110CM183	110CE183	110CC183	110CDA183	110CDD183	-	11.0000 279.400	18.5000 469.900	3.7500 95.250
110AD187	110AM187	110AE187	110AC187	110ADA187	110ADD187	110A187	11.0000 279.400	18.5000 469.900	7.8750 200.025
110CD796	110CM796	110CE796	110CC796	110CDA796	110CDD796	-	11.0000 279.400	20.0000 508.000	3.5000 88.900
115AD152	115AM152	115AE152	115AC152	115ADA152	115ADD152	115A152	11.5000 292.100	15.2500 387.350	2.6250 66.675
115CD789	115CM789	115CE789	115CC789	115CDA789	115CDD789	-	11.5000 292.100	18.0000 457.200	2.3750 60.325
115AD791	115AM791	115AE791	115AC791	115ADA791	115ADD791	115A791	11.5000 292.100	18.0000 457.200	3.6250 92.075
115CD183	115CM183	115CE183	115CC183	115CDA183	115CDD183	-	11.5000 292.100	18.5000 469.900	3.7500 95.250
115AD187	115AM187	115AE187	115AC187	115ADA187	115ADD187	115A187	11.5000 292.100	18.5000 469.900	7.8750 200.025
115CD796	115CM796	115CE796	115CC796	115CDA796	115CDD796	-	11.5000 292.100	21.0000 533.400	3.7500 95.250
120CD780	120CM780	120CE780	120CC780	120CDA780	120CDD780	-	12.0000 304.800	16.0000 406.400	2.0000 50.800

# INCH SERIES CYLINDRICAL ROLLER BEARINGS

## AMERICAN ROLLER BEARINGS®



TYPE CM & AM

CYLINDRICAL ROLLER BEARINGS

FILLET RADIUS R	SHOULDER DIAMETERS		DYNAMIC CAPACITY C	STATIC CAPACITY Co	BEARING WEIGHT M	BASIC BEARING NUMBER
	SHAFT S	HOUSING T				
IN/mm	IN/mm	IN/mm	LBS/kN	LBS/kN	LBS/kg	
.200	10.96	13.66	135,000	212,000	49	98-142
5.0	278.42	346.94	601	943	22	
.200	11.18	14.39	163,000	232,000	57	100-789
5.0	284.06	365.38	725	1032	26	
.200	11.18	14.39	270,000	465,000	90	100-791
5.0	284.06	365.38	1201	2068	41	
.200	11.750	16.513	310,000	430,000	153	100-796
5.0	298.5	419.4	1379	1913	69	
.200	11.750	16.513	500,000	800,000	225	100-797
5.0	298.5	419.4	2224	3559	102	
.200	11.158	13.138	88,000	160,000	30	105-175
5.0	283.4	333.7	391	712	14	
.160	11.029	13.259	92,000	152,000	29	105-141
4.0	280.1	336.8	409	676	13	
.200	11.75	15.20	180,000	255,000	72	105-789
5.0	298.4	386.1	801	1134	33	
.200	11.70	15.20	310,000	510,000	113	105-791
5.0	297.2	386.1	1379	2269	51	
.200	11.75	16.01	432,000	712,000	180	105-174
5.0	298.5	406.7	1922	3167	82	
.200	12.30	17.47	355,000	510,000	183	105-796
5.0	312.3	443.8	1579	2269	83	
.160	11.65	13.63	93,000	174,000	30	110-175
4.0	295.9	346.2	414	774	14	
.200	12.48	15.89	208,000	320,000	81	110-789
5.0	317.0	403.6	925	1423	37	
.200	12.44	15.89	335,000	570,000	126	110-791
5.0	315.9	403.6	1490	2535	57	
.375	12.34	17.01	390,000	630,000	161	110-183
9.5	313.4	432.2	1735	2802	73	
.375	10.90	17.01	670,000	1,250,000	338	110-187
9.5	276.9	432.2	2980	5560	153	
.200	12.75	17.97	375,000	550,000	189	110-796
5.0	323.9	456.5	1668	2447	86	
.160	12.06	14.38	154,000	303,000	51	115-152
4.0	306.4	365.4	685	1348	23	
.200	12.94	16.39	216,000	335,000	88	115-789
5.0	328.6	416.3	961	1490	40	
.200	12.89	16.39	340,000	600,000	135	115-791
5.0	327.4	416.3	1512	2669	61	
.375	13.05	17.26	405,000	670,000	153	115-183
9.5	331.3	438.5	1802	2980	69	
.375	11.65	17.26	680,000	1,320,000	320	115-187
9.5	295.9	438.5	3025	5872	145	
.200	13.50	18.72	430,000	630,000	224	115-796
5.0	342.9	475.6	1913	2802	102	
.200	12.66	15.14	146,000	250,000	43	120-780
5.0	321.5	384.6	649	1112	20	

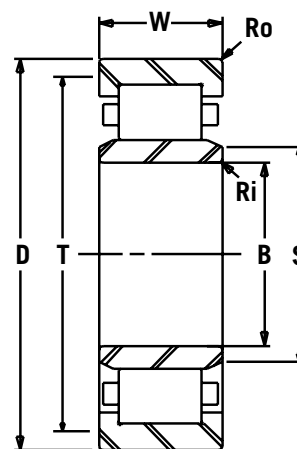
CD, CM, etc. refers to narrow bearings.

AD, AM, etc. refers to wide bearings.

# INCH SERIES CYLINDRICAL ROLLER BEARINGS

## AMERICAN ROLLER BEARINGS®

CYLINDRICAL ROLLER BEARINGS

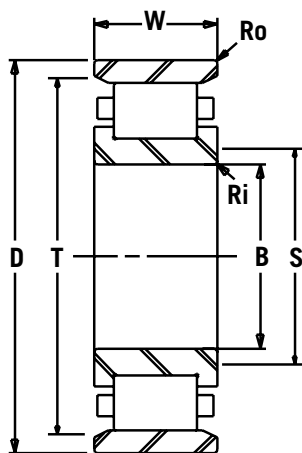


TYPE CD & AD

							BORE	O.D.	WIDTH
							B	D	W
							IN/mm	IN/mm	IN/mm
120CD789	120CM789	120CE789	120CC789	120CDA789	120CDD789	-	12.0000 304.800	18.5000 469.900	2.6250 66.675
120AD791	120AM791	120AE791	120AC791	120ADA791	120ADD791	120A791	12.0000 304.800	18.5000 469.900	3.8750 98.425
120CD193	120CM193	120CE193	120CC193	120CDA193	120CDD193	-	12.0000 304.800	19.5000 495.300	3.0000 76.200
120CD796	120CM796	120CE796	120CC796	120CDA796	120CDD796	-	12.0000 304.800	21.5000 546.100	3.7500 95.250
125CD780	125CM780	125CE780	125CC780	125CDA780	125CDD780	-	12.5000 317.500	16.5000 419.100	2.0000 50.800
125CD172	125CM172	125CE172	125CC172	125CDA172	125CDD172	-	12.5000 317.500	17.5000 444.500	2.5000 63.500
125AD610	125AM610	125AE610	125AC610	125ADA610	125ADD610	125A610	12.5000 317.500	18.0000 457.200	5.0000 127.000
125CD789	125CM789	125CE789	125CC789	125CDA789	125CDD789	-	12.5000 317.500	19.0000 482.600	2.6250 66.675
125AD791	125AM791	125AE791	125AC791	125ADA791	125ADD791	125A791	12.5000 317.500	19.0000 482.600	3.8750 98.425
125CD796	125CM796	125CE796	125CC796	125CDA796	125CDD796	-	12.5000 317.500	22.5000 571.500	4.0000 101.600
126AD191	126AM191	126AE191	126AC191	126ADA191	126ADD191	126A191	12.5984 319.999	19.0945 485.000	4.5669 115.999
130CD784	130CM784	130CE784	130CC784	130CDA784	130CDD784	-	13.0000 330.200	17.5000 444.500	2.2500 57.150
130CD193	130CM193	130CE193	130CC193	130CDA193	130CDD193	-	13.0000 330.200	19.0000 482.600	3.3750 85.725
130CD789	130CM789	130CE789	130CC789	130CDA789	130CDD789	-	13.0000 330.200	20.0000 508.000	2.7500 69.850
130AD791	130AM791	130AE791	130AC791	130ADA791	130ADD791	130A791	13.0000 330.200	20.0000 508.000	4.0000 101.600
130CD796	130CM796	130CE796	130CC796	130CDA796	130CDD796	-	13.0000 330.200	23.5000 596.900	4.0000 101.600
135CD780	135CM780	135CE780	135CC780	135CDA780	135CDD780	-	13.5000 342.900	18.0000 457.200	2.2500 57.150
135CD918	135CM918	135CE918	135CC918	135CDA918	135CDD918	-	13.5000 342.900	19.5000 495.300	2.7500 69.850
135CD789	135CM789	135CE789	135CC789	135CDA789	135CDD789	-	13.5000 342.900	20.7500 527.050	2.7500 69.850
135AD791	135AM791	135AE791	135AC791	135ADA791	135ADD791	135A791	13.5000 342.900	20.7500 527.050	4.1250 104.775
135CD796	135CM796	135CE796	135CC796	135CDA796	135CDD796	-	13.5000 342.900	24.5000 622.300	4.2500 107.950
140CD780	140CM780	140CE780	140CC780	140CDA780	140CDD780	-	14.0000 355.600	18.5000 469.900	2.2500 57.150
140CD920	140CM920	140CE920	140CC920	140CDA920	140CDD920	-	14.0000 355.600	20.0000 508.000	5.0000 127.000

# INCH SERIES CYLINDRICAL ROLLER BEARINGS

## AMERICAN ROLLER BEARINGS®



TYPE CM & AM

CYLINDRICAL ROLLER BEARINGS

FILLET RADIUS R	SHOULDER DIAMETERS		DYNAMIC CAPACITY C	STATIC CAPACITY Co	BEARING WEIGHT M	BASIC BEARING NUMBER
	SHAFT S	HOUSING T				
	IN/mm	IN/mm				
.200	13.30	17.02	255,000	405,000	101	120-789
5.0	337.7	432.2	1134	1802	46	
.200	13.30	17.02	380,000	670,000	149	120-791
5.0	337.7	432.2	1690	2980	68	
.250	13.55	17.77	335,000	490,000	137	120-193
6.4	344.0	451.2	1490	2180	62	
.250	12.29	17.77	720,000	1,320,000	303	120-796
6.4	312.0	451.2	3203	5872	138	
.200	13.28	15.77	153,000	265,000	44	125-780
5.0	337.4	400.4	681	1179	20	
.312	13.52	16.27	204,000	365,000	73	125-172
8.0	343.3	413.1	907	1624	33	
.200	13.36	16.86	452,000	900,000	163	125-610
5.0	339.4	428.2	2011	4003	74	
.200	13.80	17.52	260,000	405,000	104	125-789
5.0	350.4	444.9	1157	1802	47	
.200	13.80	17.52	390,000	670,000	154	125-791
5.0	350.4	444.9	1735	2980	70	
.200	14.81	19.99	490,000	765,000	271	125-796
5.0	376.2	507.7	2180	3403	123	
.200	13.96	17.48	405,000	790,000	182	126-191
5.0	354.5	444.0	1802	3514	83	
.200	13.81	16.52	196,000	340,000	60	130-784
5.0	350.8	419.5	872	1512	27	
.250	14.27	17.52	335,000	600,000	126	130-193
6.4	362.4	444.9	1490	2669	57	
.200	14.34	18.51	290,000	455,000	123	130-789
5.0	364.1	470.2	1290	2024	56	
.200	14.34	18.51	440,000	765,000	179	130-791
5.0	364.1	470.2	1957	3403	81	
.200	15.50	20.73	520,000	850,000	297	130-796
5.0	393.7	526.4	2313	3781	135	
.200	14.31	17.01	190,000	340,000	62	135-780
5.0	363.4	432.1	845	1512	28	
.200	14.72	18.02	265,000	465,000	106	135-918
5.0	373.9	457.6	1179	2068	48	
.200	14.92	19.14	285,000	440,000	132	135-789
5.0	378.9	486.1	1268	1957	60	
.200	14.92	19.14	455,000	800,000	196	135-791
5.0	378.9	486.1	2024	3559	89	
.200	16.25	21.48	540,000	900,000	344	135-796
5.0	412.8	545.5	2402	4003	156	
.200	14.85	17.38	190,000	345,000	64	140-780
5.0	377.3	441.5	845	1535	29	
.200	15.22	18.52	475,000	980,000	198	140-920
5.0	386.6	470.3	2113	4359	90	

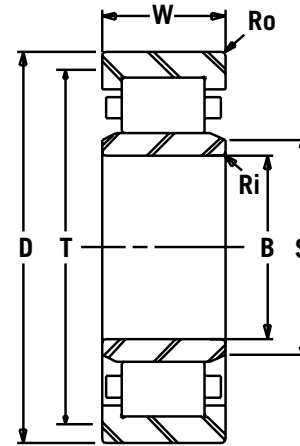
CD, CM, etc. refers to narrow bearings.

AD, AM, etc. refers to wide bearings.

# INCH SERIES CYLINDRICAL ROLLER BEARINGS

## AMERICAN ROLLER BEARINGS®

CYLINDRICAL ROLLER BEARINGS



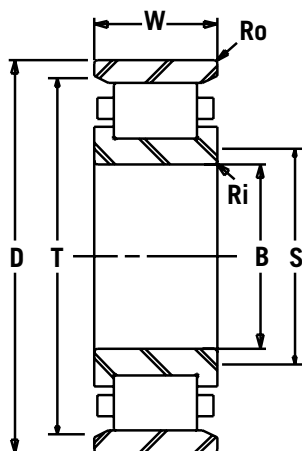
TYPE CD & AD

							BORE	O.D.	WIDTH
							B	D	W
							IN/mm	IN/mm	IN/mm
140AD921	140AM921	140AE921	140AC921	140ADA921	140ADD921	140A921	14.0000 355.600	20.0000 508.000	7.7500 196.850
140AD205	140AM205	140AE205	140AC205	140ADA205	140ADD205	140A205	14.0000 355.600	20.2470 514.274	5.0000 127.000
140CD789	140CM789	140CE789	140CC789	140CDA789	140CDD789	-	14.0000 355.600	21.5000 546.100	2.8750 73.025
140AD791	140AM791	140AE791	140AC791	140ADA791	140ADD791	140A791	14.0000 355.600	21.5000 546.100	4.2500 107.950
140CD796	140CM796	140CE796	140CC796	140CDA796	140CDD796	-	14.0000 355.600	25.0000 635.000	4.2500 107.950
145CD780	145CM780	145CE780	145CC780	145CDA780	145CDD780	-	14.5000 368.300	19.5000 495.300	2.5000 63.500
145AD193	145AM193	145AE193	145AC193	145ADA193	145ADD193	145A193	14.5000 368.300	19.5000 495.300	3.5000 88.900
145CD920	145CM920	145CE920	145CC920	145CDA920	145CDD920	-	14.5000 368.300	20.5000 520.700	2.7500 69.850
145CD789	145CM789	145CE789	145CC789	145CDA789	145CDD789	-	14.5000 368.300	22.0000 558.800	3.0000 76.200
145AD791	145AM791	145AE791	145AC791	145ADA791	145ADD791	145A791	14.5000 368.300	22.0000 558.800	4.5000 114.300
145CD796	145CM796	145CE796	145CC796	145CDA796	145CDD796	-	14.5000 368.300	26.0000 660.400	4.5000 114.300
150CD784	150CM784	150CE784	150CC784	150CDA784	150CDD784	-	15.0000 381.000	20.0000 508.000	2.5000 63.500
150CD214	150CM214	150CE214	150CC214	150CDA214	150CDD214	-	15.0000 381.000	21.5000 546.100	4.1250 104.775
150CD789	150CM789	150CE789	150CC789	150CDA789	150CDD789	-	15.0000 381.000	22.5000 571.500	3.0000 76.200
150AD791	150AM791	150AE791	150AC791	150ADA791	150ADD791	150A791	15.0000 381.000	22.5000 571.500	4.5000 114.300
150CD796	150CM796	150CE796	150CC796	150CDA796	150CDD796	-	15.0000 381.000	26.5000 673.100	4.5000 114.300
155CD780	155CM780	155CE780	155CC780	155CDA780	155CDD780	-	15.5000 393.700	20.5000 520.700	2.5000 63.500
155CD920	155CM920	155CE920	155CC920	155CDA920	155CDD920	-	15.5000 393.700	21.5000 546.100	2.7500 69.850
155CD789	155CM789	155CE789	155CC789	155CDA789	155CDD789	-	15.5000 393.700	23.0000 584.200	3.2500 82.550
155AD791	155AM791	155AE791	155AC791	155ADA791	155ADD791	155A791	15.5000 393.700	23.0000 584.200	4.8750 123.825
155CD796	155CM796	155CE796	155CC796	155CDA796	155CDD796	-	15.5000 393.700	27.5000 698.500	4.7500 120.650
160CD780	160CM780	160CE780	160CC780	160CDA780	160CDD780	-	16.0000 406.400	21.5000 546.100	2.7500 69.850
160CD922	160CM922	160CE922	160CC922	160CDA922	160CDD922	-	16.0000 406.400	22.5000 571.500	3.0000 76.200
160AD225	160AM225	160AE225	160AC225	160ADA225	160ADD225	160A225	16.0000 406.400	22.6250 574.675	5.0000 127.000



# INCH SERIES CYLINDRICAL ROLLER BEARINGS

## AMERICAN ROLLER BEARINGS®



TYPE CM & AM

CYLINDRICAL ROLLER BEARINGS

FILLET RADIUS R	SHOULDER DIAMETERS		DYNAMIC CAPACITY C	STATIC CAPACITY Co	BEARING WEIGHT M	BASIC BEARING NUMBER
	SHAFT S	HOUSING T				
IN/mm	IN/mm	IN/mm	LBS/kN	LBS/kN	LBS/kg	
.200	13.87	18.52	630,000	1,400,000	306	140-921
5.0	352.3	470.3	2802	6227	139	
.200	15.22	18.52	453,000	990,000	207	140-205
5.0	386.6	470.3	2015	4404	94	
.200	15.46	19.72	310,000	500,000	148	140-789
5.0	392.7	501.0	1379	2224	67	
.200	15.46	19.72	475,000	850,000	219	140-791
5.0	392.7	501.0	2113	3781	99	
.200	16.75	21.98	540,000	900,000	353	140-796
5.0	425.5	558.2	2402	4003	160	
.200	15.34	18.39	220,000	390,000	81	145-780
5.0	389.7	467.1	979	1735	37	
.200	15.34	18.39	292,000	600,000	115	145-193
5.0	389.7	467.1	1299	2669	52	
.200	15.81	19.02	275,000	500,000	112	145-920
5.0	401.6	483.0	1223	2224	51	
.200	16.00	20.27	335,000	540,000	159	145-789
5.0	406.4	514.8	1490	2402	72	
.200	16.00	20.27	510,000	950,000	239	145-791
5.0	406.4	514.8	2269	4226	108	
.200	17.28	23.02	600,000	1,040,000	406	145-796
5.0	438.9	584.6	2669	4626	184	
.200	15.76	19.01	245,000	430,000	83	150-784
5.0	400.4	483.0	1090	1913	38	
.250	16.35	19.89	430,000	850,000	190	150-214
5.0	415.2	505.3	1913	3781	86	
.200	16.48	20.75	345,000	570,000	164	150-789
5.0	418.6	526.9	1535	2535	74	
.200	16.48	20.75	585,000	1,100,000	240	150-791
5.0	418.6	526.9	2602	4893	109	
.200	17.78	23.52	640,000	1,120,000	416	150-796
5.0	451.6	597.3	2847	4982	189	
.200	16.26	19.51	255,000	550,000	85	155-780
5.0	413.0	495.6	1134	2447	39	
.200	16.81	20.02	280,000	520,000	118	155-920
5.0	427.0	508.4	1245	2313	54	
.200	17.00	21.27	375,000	640,000	182	155-789
5.0	431.8	540.1	1668	2847	82	
.200	17.00	21.27	585,000	1,100,000	273	155-791
5.0	431.8	540.1	2602	4893	124	
.200	18.23	24.48	720,000	1,200,000	475	155-796
5.0	463.1	621.7	3203	5338	215	
.200	17.06	19.76	285,000	550,000	108	160-780
5.0	433.2	502.0	1268	2447	49	
.200	17.39	20.89	300,000	610,000	145	160-922
5.0	441.7	530.7	1334	2713	66	
.200	17.41	20.95	502,000	1,114,000	248	160-225
5.0	442.2	532.1	2233	4955	112	

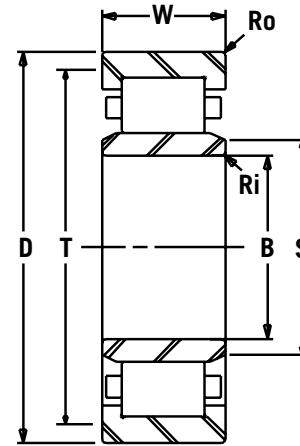
CD, CM, etc. refers to narrow bearings.

AD, AM, etc. refers to wide bearings.

# INCH SERIES CYLINDRICAL ROLLER BEARINGS

## AMERICAN ROLLER BEARINGS®

CYLINDRICAL ROLLER BEARINGS

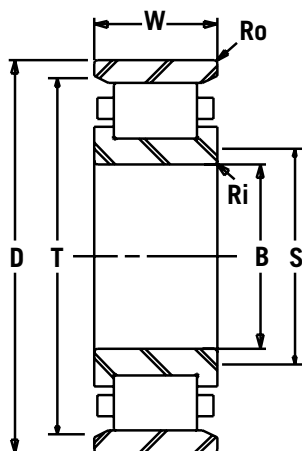


TYPE CD & AD

							BORE	O.D.	WIDTH
							B	D	W
							IN/mm	IN/mm	IN/mm
160CD234	160CM234	160CE234	160CC234	160CDA234	160CDD234	-	16.0000 406.400	23.2500 590.550	4.2500 107.950
160CD789	160CM789	160CE789	160CC789	160CDA789	160CDD789	-	16.0000 406.400	23.7500 603.250	3.2500 82.550
160AD791	160AM791	160AE791	160AC791	160ADA791	160ADD791	160A791	16.0000 406.400	23.7500 603.250	4.8750 123.825
160CD796	160CM796	160CE796	160CC796	160CDA796	160CDD796	-	16.0000 406.400	28.0000 711.200	4.7500 120.650
165CD780	165CM780	165CE780	165CC780	165CDA780	165CDD780	-	16.5000 419.100	22.0000 558.800	2.7500 69.850
165CD923	165CM923	165CE923	165CC923	165CDA923	165CDD923	-	16.5000 419.100	23.0000 584.200	3.0000 76.200
165CD789	165CM789	165CE789	165CC789	165CDA789	165CDD789	-	16.5000 419.100	24.5000 622.300	3.2500 82.550
165AD791	165AM791	165AE791	165AC791	165ADA791	165ADD791	165A791	16.5000 419.100	24.5000 622.300	5.0000 127.000
165CD796	165CM796	165CE796	165CC796	165CDA796	165CDD796	-	16.5000 419.100	29.0000 736.600	5.0000 127.000
170AD222	170AM222	170AE222	170AC222	170ADA222	170ADD222	170A222	16.9985 431.762	22.0000 558.800	2.8750 73.025
170CD225	170CM225	170CE225	170CC225	170CDA225	170CDD225	-	17.0000 431.800	22.0000 558.800	2.2500 57.150
170CD780	170CM780	170CE780	170CC780	170CDA780	170CDD780	-	17.0000 431.800	22.5000 571.500	2.7500 69.850
170AD230	170AM230	170AE230	170AC230	170ADA230	170ADD230	170A230	17.0000 431.800	23.0000 584.200	3.0000 76.200
170CD233	170CM233	170CE233	170CC233	170CDA233	170CDD233	-	17.0000 431.800	23.7500 603.250	3.0000 76.200
170CD789	170CM789	170CE789	170CC789	170CDA789	170CDD789	-	17.0000 431.800	25.0000 635.000	3.5000 88.900
170AD791	170AM791	170AE791	170AC791	170ADA791	170ADD791	170A791	17.0000 431.800	25.0000 635.000	5.3750 136.525
170CD796	170CM796	170CE796	170CC796	170CDA796	170CDD796	-	17.0000 431.800	29.5000 749.300	5.0000 127.000
175CD250	175CM250	175CE250	175CC250	175CDA250	175CDD250	-	17.5000 444.500	21.2500 539.750	2.5000 63.500
175CD212	175CM212	175CE212	175CC212	175CDA212	175CDD212	-	17.5000 444.500	21.5000 546.100	2.0000 50.800
175CD780	175CM780	175CE780	175CC780	175CDA780	175CDD780	-	17.5000 444.500	23.5000 596.900	3.0000 76.200
175CD924	175CM924	175CE924	175CC924	175CDA924	175CDD924	-	17.5000 444.500	24.5000 622.300	3.2500 82.550
175CD789	175CM789	175CE789	175CC789	175CDA789	175CDD789	-	17.5000 444.500	26.0000 660.400	3.5000 88.900
175AD791	175AM791	175AE791	175AC791	175ADA791	175ADD791	175A791	17.5000 444.500	26.0000 660.400	5.3750 136.525
175CD796	175CM796	175CE796	175CC796	175CDA796	175CDD796	-	17.5000 444.500	30.5000 774.700	5.2500 133.350

# INCH SERIES CYLINDRICAL ROLLER BEARINGS

## AMERICAN ROLLER BEARINGS®



TYPE CM & AM

CYLINDRICAL ROLLER BEARINGS

FILLET RADIUS R	SHOULDER DIAMETERS		DYNAMIC CAPACITY C	STATIC CAPACITY Co	BEARING WEIGHT M	BASIC BEARING NUMBER
	SHAFT S	HOUSING T				
IN/mm	IN/mm	IN/mm	LBS/kN	LBS/kN	LBS/kg	
.375 9.5	17.50 444.5	21.52 546.6	510,000 2269	980,000 4359	234 106	160-234
.200 5.0	17.55 445.6	21.77 552.9	405,000 1802	665,000 2958	192 87	160-789
.200 5.0	17.55 445.6	21.77 552.9	610,000 2713	1,160,000 5160	288 131	160-791
.200 5.0	18.73 475.8	24.98 634.4	720,000 3203	1,200,000 5338	486 220	160-796
.200 5.0	17.56 445.9	20.76 527.4	285,000 1268	560,000 2491	113 51	165-780
.200 5.0	17.89 454.4	21.39 543.4	335,000 1490	610,000 2713	149 68	165-923
.200 5.0	18.05 458.3	22.77 578.3	405,000 1802	680,000 3025	207 94	165-789
.200 5.0	18.00 457.2	22.77 578.3	640,000 2847	1,220,000 5427	314 142	165-791
.200 5.0	19.48 494.9	25.73 653.5	780,000 3470	1,340,000 5961	551 250	165-796
.200 5.0	18.02 457.7	20.77 527.4	240,000 1068	523,000 2326	109 49	170-222
.250 6.4	18.02 457.6	20.77 527.5	175,000 778	350,000 1557	85 39	170-225
.250 6.4	18.30 464.9	21.01 533.7	320,000 1423	570,000 2535	116 53	170-780
.250 6.4	18.05 458.3	21.77 552.9	322,000 1432	605,000 2691	137 62	170-230
.250 6.4	18.46 469.0	22.01 559.1	340,000 1512	655,000 2914	160 73	170-233
.250 6.4	18.73 475.7	23.00 584.1	455,000 2024	800,000 3559	225 102	170-789
.250 6.4	18.73 475.7	23.00 584.1	710,000 3158	1,400,000 6227	350 159	170-791
.250 6.4	19.98 507.6	26.23 666.2	780,000 3470	1,340,000 5961	563 255	170-796
.200 5.0	18.24 463.2	20.26 514.7	166,000 738	423,000 1882	70 32	175-250
.200 6.4	18.19 461.9	20.51 521.0	118,000 525	247,000 1099	60 27	175-212
.250 6.4	18.76 476.5	22.01 559.1	295,000 1312	610,000 2713	143 65	175-780
.250 6.4	19.00 482.6	22.77 578.3	335,000 1490	647,000 2878	185 84	175-924
.250 6.4	19.38 492.1	23.89 606.9	475,000 2113	800,000 3559	251 114	175-789
.250 6.4	19.38 492.1	23.89 606.9	735,000 3269	1,400,000 6227	385 175	175-791
.250 6.4	20.73 526.6	26.98 685.3	850,000 3781	1,500,000 6672	635 288	175-796

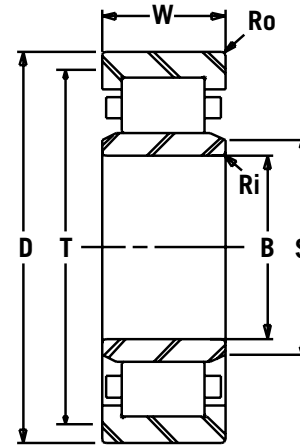
CD, CM, etc. refers to narrow bearings.

AD, AM, etc. refers to wide bearings.

# INCH SERIES CYLINDRICAL ROLLER BEARINGS

## AMERICAN ROLLER BEARINGS®

CYLINDRICAL ROLLER BEARINGS

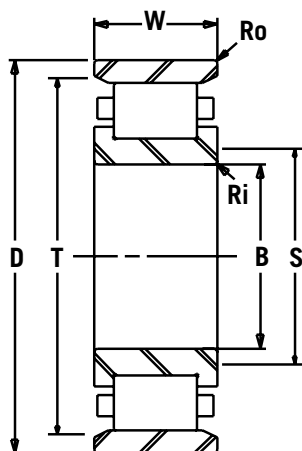


TYPE CD & AD

							BORE	O.D.	WIDTH
							B	D	W
							IN/mm	IN/mm	IN/mm
180AD227	180AM227	180AE227	180AC227	180ADA227	180ADD227	180A227	17.9950 457.073	27.0000 685.800	7.5000 190.500
180CD233	180CM233	180CE233	180CC233	180CDA233	180CDD233	-	18.0000 457.200	23.5000 596.900	3.0000 76.200
180AD236	180AM236	180AE236	180AC236	180ADA236	180ADD236	180A236	18.0000 457.200	23.5000 596.900	6.5000 165.100
180CD925	180CM925	180CE925	180CC925	180CDA925	180CDD925	-	18.0000 457.200	25.0000 635.000	3.2500 82.550
180CD789	180CM789	180CE789	180CC789	180CDA789	180CDD789	-	18.0000 457.200	27.0000 685.800	3.5000 88.900
180AD791	180AM791	180AE791	180AC791	180ADA791	180ADD791	180A791	18.0000 457.200	27.0000 685.800	5.5000 139.700
180AD760	180AM760	180AE760	180AC760	180ADA760	180ADD760	180A760	18.0000 457.200	28.0000 711.200	6.0000 152.400
180CD796	180CM796	180CE796	180CC796	180CDA796	180CDD796	-	18.0000 457.200	31.0000 787.400	5.2500 133.350
185CD225	185CM225	185CE225	185CC225	185CDA225	185CDD225	-	18.5000 469.900	23.5000 596.900	2.2500 57.150
185AD600	185AM600	185AE600	185AC600	185ADA600	185ADD600	185A600	18.5000 469.900	24.0000 609.600	6.0000 152.400
185CD780	185CM780	185CE780	185CC780	185CDA780	185CDD780	-	18.5000 469.900	24.5000 622.300	3.0000 76.200
185CD789	185CM789	185CE789	185CC789	185CDA789	185CDD789	-	18.5000 469.900	27.5000 698.500	3.5000 88.900
185AD791	185AM791	185AE791	185AC791	185ADA791	185ADD791	185A791	18.5000 469.900	27.5000 698.500	5.5000 139.700
185CD796	185CM796	185CE796	185CC796	185CDA796	185CDD796	-	18.5000 469.900	32.0000 812.800	5.5000 139.700
190CD232	190CM232	190CE232	190CC232	190CDA232	190CDD232	-	19.0000 482.600	23.0000 584.200	2.5000 63.500
240CD225	240CM225	240CE225	240CC225	240CDA225	240CDD225	-	19.0000 482.600	24.0000 609.600	2.2500 57.150
190CD243	190CM243	190CE243	190CC243	190CDA243	190CDD243	-	19.0000 482.600	24.2500 615.950	3.3750 85.725
190CD780	190CM780	190CE780	190CC780	190CDA780	190CDD780	-	19.0000 482.600	25.5000 647.700	3.2500 82.550
190CD789	190CM789	190CE789	190CC789	190CDA789	190CDD789	-	19.0000 482.600	28.0000 711.200	3.7500 95.250
190AD791	190AM791	190AE791	190AC791	190ADA791	190ADD791	190A791	19.0000 482.600	28.0000 711.200	5.7500 146.050
190CD796	190CM796	190CE796	190CC796	190CDA796	190CDD796	-	19.0000 482.600	32.5000 825.500	5.5000 139.700
195CD780	195CM780	195CE780	195CC780	195CDA780	195CDD780	-	19.5000 495.300	26.0000 660.400	3.2500 82.550
195CD786	195CM786	195CE786	195CC786	195CDA786	195CDD786	-	19.5000 495.300	28.7500 730.250	3.7500 95.250
195AD787	195AM787	195AE787	195AC787	195ADA787	195ADD787	195A787	19.5000 495.300	28.7500 730.250	5.8750 149.225

# INCH SERIES CYLINDRICAL ROLLER BEARINGS

## AMERICAN ROLLER BEARINGS®



TYPE CM & AM

CYLINDRICAL  
ROLLER BEARINGS

FILLET RADIUS R	SHOULDER DIAMETERS		DYNAMIC CAPACITY C	STATIC CAPACITY Co	BEARING WEIGHT M	BASIC BEARING NUMBER
	SHAFT S	HOUSING T				
IN/mm	IN/mm	IN/mm	LBS/kN	LBS/kN	LBS/kg	
.250	19.57	25.02	968,000	2,002,000	589	180-227
6.4	497.1	635.5	4306	8905	267	
.375	18.96	22.26	292,000	606,000	133	180-233
9.5	481.7	565.5	1299	2696	60	
.375	17.84	22.26	610,000	1,530,000	288	180-236
9.5	453.1	565.5	2713	6806	130	
.250	19.37	23.39	400,000	735,000	190	180-925
6.4	492.0	594.1	1779	3269	86	
.250	19.75	25.02	475,000	800,000	272	180-789
6.4	501.7	635.5	2113	3559	123	
.250	19.71	25.02	780,000	1,500,000	426	180-791
6.4	500.5	635.5	3470	6672	193	
.250	19.62	25.98	900,000	1,500,000	535	180-760
6.4	498.2	659.9	4003	6672	243	
.250	21.23	27.48	915,000	1,530,000	648	180-796
6.4	539.3	698.0	4070	6806	294	
.250	19.52	22.27	190,000	400,000	92	185-225
6.4	495.7	565.6	845	1779	42	
.250	19.60	22.64	548,000	1,453,000	272	185-600
6.4	497.75	575.08	2438	6463	123	
.250	19.77	23.02	320,000	640,000	150	185-780
6.4	502.07	584.68	1423	2847	68	
.250	20.25	25.52	490,000	830,000	281	185-789
6.4	514.36	648.18	2180	3692	127	
.250	20.21	25.52	800,000	1,560,000	438	185-791
6.4	513.21	648.18	3559	6939	199	
.250	21.47	28.77	915,000	1,530,000	727	185-796
6.4	545.28	730.73	4070	6806	330	
.250	19.74	22.02	192,000	473,000	81	190-232
6.4	501.34	559.23	854	2104	37	
.250	20.02	22.77	190,000	400,000	94	240-225
6.4	508.42	578.28	845	1779	43	
.250	20.01	22.76	305,000	735,000	149	190-243
6.4	508.21	578.08	1357	3269	67	
.250	20.35	23.90	390,000	800,000	182	190-780
6.4	516.80	606.93	1735	3559	83	
.250	20.76	25.99	520,000	900,000	307	190-789
6.4	527.36	660.20	2313	4003	139	
.250	20.76	25.99	830,000	1,600,000	471	190-791
6.4	527.36	660.20	3692	7117	214	
.250	21.97	29.27	915,000	1,530,000	741	190-796
6.4	557.98	743.46	4070	6806	336	
.250	20.85	24.40	280,000	800,000	186	195-780
6.4	529.50	619.63	1245	3559	84	
.250	21.33	26.65	520,000	930,000	324	195-786
6.4	541.79	676.78	2313	4137	147	
.250	21.33	26.65	865,000	1,700,000	508	195-787
6.4	541.79	676.78	3848	7562	231	

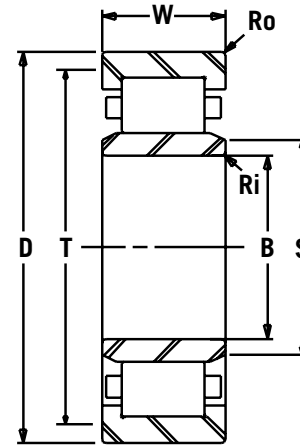
CD, CM, etc. refers to narrow bearings.

AD, AM, etc. refers to wide bearings.

# INCH SERIES CYLINDRICAL ROLLER BEARINGS

## AMERICAN ROLLER BEARINGS®

CYLINDRICAL ROLLER BEARINGS

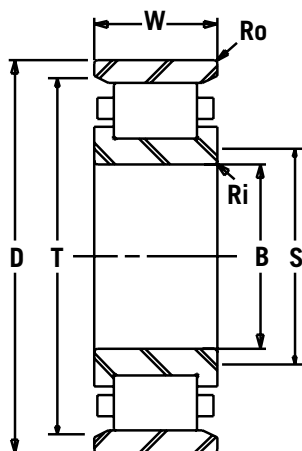


TYPE CD & AD

							BORE	O.D.	WIDTH
							B	D	W
							IN/mm	IN/mm	IN/mm
195CD796	195CM796	195CE796	195CC796	195CDA796	195CDD796	195A796	19.5000 495.300	33.5000 850.900	5.7500 146.050
197AD287	197AM287	197AE287	197AC287	197ADA287	197ADD287	197A287	19.6850 499.999	28.7402 730.001	6.8504 174.000
200AD243	200AM243	200AE243	200AC243	200ADA243	200ADD243	200A243	20.0000 508.000	24.5000 622.300	3.1250 79.375
200AD253	200AM253	200AE253	200AC253	200ADA253	200ADD253	200A253	20.0000 508.000	25.0000 635.000	3.0000 76.200
200CD780	200CM780	200CE780	200CC780	200CDA780	200CDD780	-	20.0000 508.000	26.5000 673.100	3.2500 82.550
200CD928	200CM928	200CE928	200CC928	200CDA928	200CDD928	-	20.0000 508.000	28.0000 711.200	3.5000 88.900
200CD786	200CM786	200CE786	200CC786	200CDA786	200CDD786	-	20.0000 508.000	29.5000 749.300	4.0000 101.600
200AD787	200AM787	200AE787	200AC787	200ADA787	200ADD787	200A787	20.0000 508.000	29.5000 749.300	6.1250 155.575
200CD796	200CM796	200CE796	200CC796	200CDA796	200CDD796	-	20.0000 508.000	34.0000 863.600	5.7500 146.050
205CD780	205CM780	205CE780	205CC780	205CDA780	205CDD780	-	20.5000 520.700	27.5000 698.500	3.5000 88.900
205CD293	205CM293	205CE293	205CC293	205CDA293	205CDD293	-	20.5000 520.700	29.0000 736.600	3.5000 88.900
205CD789	205CM789	205CE789	205CC789	205CDA789	205CDD789	-	20.5000 520.700	30.2500 768.350	4.0000 101.600
205AD791	205AM791	205AE791	205AC791	205ADA791	205ADD791	205A791	20.5000 520.700	30.2500 768.350	6.1250 155.575
210AD274	210AM274	210AE274	210AC274	210ADA274	210ADD274	210A274	21.0000 533.400	27.0000 685.800	4.0000 101.600
210CD780	210CM780	210CE780	210CC780	210CDA780	210CDD780	-	21.0000 533.400	28.0000 711.200	3.5000 88.900
210CD929	210CM929	210CE929	210CC929	210CDA929	210CDD929	-	21.0000 533.400	29.0000 736.600	3.5000 88.900
210CD789	210CM789	210CE789	210CC789	210CDA789	210CDD789	-	21.0000 533.400	31.0000 787.400	4.1250 104.775
210AD791	210AM791	210AE791	210AC791	210ADA791	210ADD791	210A791	21.0000 533.400	31.0000 787.400	6.3750 161.925
215CD252	215CM252	215CE252	215CC252	215CDA252	215CDD252	-	21.4980 546.049	26.0000 660.400	2.2500 57.150
215AD263	215AM263	215AE263	215AC263	215ADA263	215ADD263	215A263	21.5000 546.100	26.0000 660.400	3.6250 92.075
215CD928	215CM928	215CE928	215CC928	215CDA928	215CDD928	-	21.5000 546.100	28.5000 723.900	3.2500 82.550
215CD929	215CM929	215CE929	215CC929	215CDA929	215CDD929	-	21.5000 546.100	29.5000 749.300	3.5000 88.900
215CD789	215CM789	215CE789	215CC789	215CDA789	215CDD789	-	21.5000 546.100	31.5000 800.100	4.1250 104.775
215AD791	215AM791	215AE791	215AC791	215ADA791	215ADD791	215A791	21.5000 546.100	31.5000 800.100	6.3750 161.925

# INCH SERIES CYLINDRICAL ROLLER BEARINGS

## AMERICAN ROLLER BEARINGS®



TYPE CM & AM

CYLINDRICAL  
ROLLER BEARINGS

FILLET RADIUS R	SHOULDER DIAMETERS		DYNAMIC CAPACITY C	STATIC CAPACITY Co	BEARING WEIGHT M	BASIC BEARING NUMBER
	SHAFT S	HOUSING T				
IN/mm	IN/mm	IN/mm	LBS/kN	LBS/kN	LBS/kg	
.250	22.72	30.02	1,060,000	1,800,000	827	195-796
6.4	577.03	762.51	4715	8007	375	
.250	21.53	26.48	818,000	1,780,000	582	197-287
6.4	546.97	672.49	3639	7918	264	
.250	20.76	23.51	293,000	711,000	121	200-243
6.4	527.31	597.16	1303	3163	55	
.250	21.01	23.76	260,000	609,000	131	200-253
6.4	533.66	603.53	1157	2709	59	
.250	21.35	24.90	400,000	815,000	190	200-780
6.4	542.20	632.36	1779	3625	86	
.250	21.75	26.02	455,000	850,000	260	200-928
6.4	552.46	660.93	2024	3781	118	
.250	22.12	27.14	600,000	1,080,000	365	200-786
6.4	561.85	689.38	2669	4804	165	
.250	22.08	27.14	915,000	1,860,000	558	200-787
6.4	560.71	689.38	4070	8274	253	
.250	23.22	30.52	1,100,000	1,900,000	842	200-796
6.4	589.73	775.23	4893	8452	382	
.250	22.00	25.77	440,000	865,000	228	205-780
6.4	558.81	654.58	1957	3848	103	
.250	22.50	26.77	455,000	850,000	285	205-293
6.4	571.51	679.98	2024	3781	129	
.250	22.56	27.88	610,000	1,140,000	384	205-789
6.4	572.90	708.05	2713	5071	174	
.250	22.12	28.37	950,000	1,800,000	587	205-791
6.4	561.90	720.57	4226	8007	266	
.250	22.09	25.63	440,000	1,010,000	223	210-274
6.4	561.15	651.10	1957	4493	101	
.250	22.49	26.26	415,000	900,000	233	210-780
6.4	571.30	667.11	1846	4003	106	
.250	22.75	27.02	520,000	880,000	271	210-929
6.4	577.86	686.36	2313	3914	123	
.250	23.25	28.48	640,000	1,250,000	416	210-789
6.4	590.56	723.44	2847	5560	189	
.250	23.18	28.50	1,000,000	2,120,000	640	210-791
6.4	588.85	723.90	4448	9430	290	
.250	22.44	24.76	155,000	375,000	93	215-252
6.4	569.94	628.88	689	1668	42	
.250	22.36	24.89	341,000	957,000	150	215-263
6.4	567.86	632.10	1517	4257	68	
.250	23.09	26.77	415,000	800,000	220	215-928
6.4	586.49	680.01	1846	3559	100	
.250	23.25	27.52	490,000	915,000	277	215-929
6.4	590.6	699.1	2180	4070	126	
.250	24.62	30.02	640,000	1,250,000	424	215-789
6.4	625.2	762.6	2847	5560	192	
.250	24.71	30.02	1,020,000	2,200,000	655	215-791
6.4	627.5	762.6	4537	9786	297	

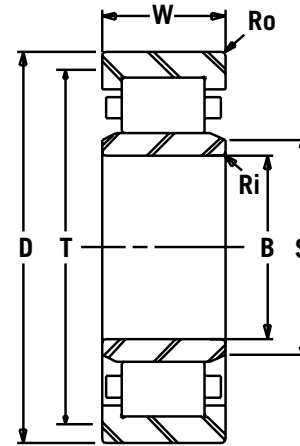
CD, CM, etc. refers to narrow bearings.

AD, AM, etc. refers to wide bearings.

# INCH SERIES CYLINDRICAL ROLLER BEARINGS

## AMERICAN ROLLER BEARINGS®

CYLINDRICAL ROLLER BEARINGS



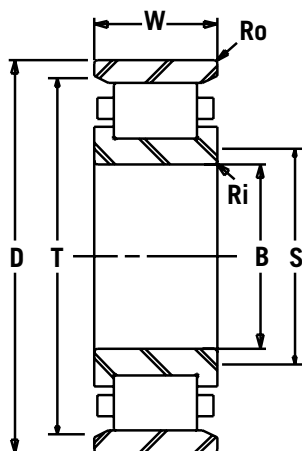
TYPE CD & AD

							BORE	O.D.	WIDTH
							B	D	W
							IN/mm	IN/mm	IN/mm
220AD284	220AM284	220AE284	220AC284	220ADA284	220ADD284	220A284	22.0000 558.800	28.0000 711.200	4.0000 101.600
220CD346	220CM346	220CE346	220CC346	220CDA346	220CDD346	-	22.0000 558.800	29.0000 736.600	3.4688 88.108
220AD296	220AM296	220AE296	220AC296	220ADA296	220ADD296	220A296	22.0000 558.800	29.0000 736.600	6.5000 165.100
220CD789	220CM789	220CE789	220CC789	220CDA789	220CDD789	-	22.0000 558.800	32.5000 825.500	4.3750 111.125
220AD791	220AM791	220AE791	220AC791	220ADA791	220ADD791	220A791	22.0000 558.800	32.5000 825.500	6.6250 168.275
225AD284	225AM284	225AE284	225AC284	225ADA284	225ADD284	225A284	22.5000 571.500	28.5000 723.900	4.0000 101.600
225CD931	225CM931	225CE931	225CC931	225CDA931	225CDD931	-	22.5000 571.500	31.5000 800.100	4.0000 101.600
225CD789	225CM789	225CE789	225CC789	225CDA789	225CDD789	-	22.5000 571.500	33.0000 838.200	4.3750 111.125
225AD791	225AM791	225AE791	225AC791	225ADA791	225ADD791	225A791	22.5000 571.500	33.0000 838.200	6.7500 171.450
230CD680	230CM680	230CE680	230CC680	230CDA680	230CDD680	-	23.0000 584.200	27.5000 698.500	2.0000 50.800
230AD300	230AM300	230AE300	230AC300	230ADA300	230ADD300	230A300	23.0000 584.200	27.5000 698.500	2.7500 69.850
230CD932	230CM932	230CE932	230CC932	230CDA932	230CDD932	-	23.0000 584.200	32.0000 812.800	4.0000 101.600
230CD789	230CM789	230CE789	230CC789	230CDA789	230CDD789	-	23.0000 584.200	33.7500 857.250	4.5000 114.300
230AD791	230AM791	230AE791	230AC791	230ADA791	230ADD791	230A791	23.0000 584.200	33.7500 857.250	6.8750 174.625
235CD932	235CM932	235CE932	235CC932	235CDA932	235CDD932	-	23.5000 596.900	32.5000 825.500	4.0000 101.600
235CD789	235CM789	235CE789	235CC789	235CDA789	235CDD789	-	23.5000 596.900	34.2500 869.950	4.5000 114.300
235AD791	235AM791	235AE791	235AC791	235ADA791	235ADD791	235A791	23.5000 596.900	34.2500 869.950	7.0000 177.800
240CD300	240CM300	240CE300	240CC300	240CDA300	240CDD300	-	24.0000 609.600	30.0000 762.000	3.7500 95.250
240CD305	240CM305	240CE305	240CC305	240CDA305	240CDD305	-	24.0000 609.600	30.5000 774.700	3.3750 85.725
240CD313	240CM313	240CE313	240CC313	240CDA313	240CDD313	-	24.0000 609.600	31.0000 787.400	3.6875 93.663
240AD318	240AM318	240AE318	240AC318	240ADA318	240ADD318	240A318	24.0000 609.600	31.0000 787.400	8.1250 206.375
240AD327	240AM327	240AE327	240AC327	240ADA327	240ADD327	240A327	24.0000 609.600	32.0000 812.800	7.5000 190.500
240CD789	240CM789	240CE789	240CC789	240CDA789	240CDD789	-	24.0000 609.600	35.0000 889.000	4.7500 120.650
240AD791	240AM791	240AE791	240AC791	240ADA791	240ADD791	240A791	24.0000 609.600	35.0000 889.000	7.2500 184.150



# INCH SERIES CYLINDRICAL ROLLER BEARINGS

## AMERICAN ROLLER BEARINGS®



TYPE CM & AM

CYLINDRICAL ROLLER BEARINGS

FILLET RADIUS R	SHOULDER DIAMETERS		DYNAMIC CAPACITY C	STATIC CAPACITY Co	BEARING WEIGHT M	BASIC BEARING NUMBER
	SHAFT S	HOUSING T				
IN/mm	IN/mm	IN/mm	LBS/kN	LBS/kN	LBS/kg	
.250	23.13	26.52	412,000	1,001,000	233	220-284
6.4	587.5	673.5	1833	4453	105	
.250	23.33	27.27	340,000	710,000	240	220-346
6.4	592.6	692.7	1512	3158	109	
.250	22.33	27.27	710,000	1,800,000	450	220-296
6.4	567.2	692.7	3158	8007	204	
.250	23.89	30.23	720,000	1,270,000	485	220-789
6.4	606.9	767.9	3203	5649	220	
.250	23.89	30.23	1,100,000	2,200,000	735	220-791
6.4	606.9	767.9	4893	9786	333	
.250	23.54	27.26	507,000	1,180,000	237	225-284
6.4	597.9	692.4	2255	5249	108	
.250	24.16	29.52	620,000	1,140,000	377	225-931
6.4	613.7	749.9	2758	5071	171	
.250	24.87	30.27	710,000	1,270,000	494	225-789
6.4	631.6	768.9	3158	5649	224	
.250	24.82	30.27	1,140,000	2,240,000	762	225-791
6.4	630.4	768.9	5071	9964	346	
.250	23.86	26.40	167,000	390,000	88	230-680
6.4	606.1	670.5	743	1735	40	
.250	23.86	26.39	255,000	670,000	121	230-300
6.4	606.1	670.3	1134	2980	55	
.250	24.80	30.02	630,000	1,220,000	384	230-932
6.4	629.8	762.6	2802	5427	174	
.250	25.08	31.37	765,000	1,370,000	532	230-789
6.4	636.9	796.8	3403	6094	241	
.250	25.03	31.37	1,180,000	2,400,000	813	230-791
6.4	635.8	796.8	5249	10676	369	
.250	25.16	30.52	570,000	1,200,000	391	235-932
6.4	639.1	775.3	2535	5338	177	
.250	25.99	31.40	765,000	1,370,000	541	235-789
6.4	660.2	797.5	3403	6094	246	
.250	25.95	31.40	1,220,000	2,500,000	842	235-791
6.4	659.0	797.5	5427	11121	382	
.250	25.22	28.52	450,000	1,080,000	235	240-300
6.4	640.6	724.5	2002	4804	107	
.250	25.30	28.90	405,000	900,000	232	240-305
6.4	642.7	734.0	1802	4003	105	
.250	25.26	29.10	540,000	1,180,000	275	240-313
6.4	641.7	739.2	2402	5249	125	
.250	23.85	29.10	1,020,000	2,650,000	606	240-318
6.4	605.7	739.2	4537	11788	275	
.250	25.57	30.02	1,060,000	2,600,000	651	240-327
6.4	649.5	762.6	4715	11565	295	
.250	26.14	32.48	830,000	1,560,000	597	240-789
6.4	663.9	824.9	3692	6939	271	
.250	26.14	32.48	1,290,000	2,750,000	912	240-791
6.4	664.1	825.1	5738	12233	414	

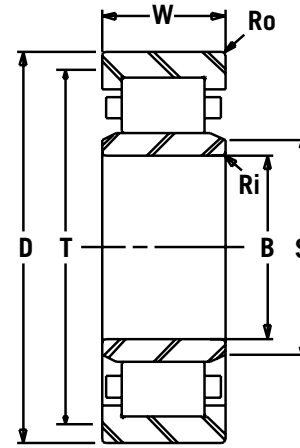
CD, CM, etc. refers to narrow bearings.

AD, AM, etc. refers to wide bearings.

# INCH SERIES CYLINDRICAL ROLLER BEARINGS

## AMERICAN ROLLER BEARINGS®

CYLINDRICAL ROLLER BEARINGS

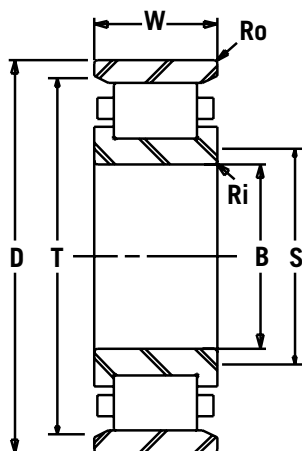


TYPE CD & AD

							BORE	O.D.	WIDTH
							B	D	W
							IN/mm	IN/mm	IN/mm
245AD325	245AM325	245AE325	245AC325	245ADA325	245ADD325	245A325	24.5000 622.300	32.5000 825.500	5.0000 127.000
245CD789	245CM789	245CE789	245CC789	245CDA789	245CDD789	-	24.5000 622.300	35.7500 908.050	4.7500 120.650
245AD791	245AM791	245AE791	245AC791	245ADA791	245ADD791	245A791	24.5000 622.300	35.7500 908.050	7.2500 184.150
250AD304	250AM304	250AE304	250AC304	250ADA304	250ADD304	250A304	25.0000 635.000	30.0000 762.000	4.0000 101.600
250CD789	250CM789	250CE789	250CC789	250CDA789	250CDD789	-	25.0000 635.000	36.5000 927.100	4.8750 123.825
250AD791	250AM791	250AE791	250AC791	250ADA791	250ADD791	250A791	25.0000 635.000	36.5000 927.100	7.5000 190.500
255CD789	255CM789	255CE789	255CC789	255CDA789	255CDD789	-	25.5000 647.700	37.0000 939.800	4.8750 123.825
255AD791	255AM791	255AE791	255AC791	255ADA791	255ADD791	255A791	25.5000 647.700	37.0000 939.800	7.5000 190.500
260CD314	260CM314	260CE314	260CC314	260CDA314	260CDD314	-	26.0000 660.400	31.2500 793.750	4.0000 101.600
260CD789	260CM789	260CE789	260CC789	260CDA789	260CDD789	-	26.0000 660.400	37.7500 958.850	5.0000 127.000
260AD796	260AM796	260AE796	260AC796	260ADA796	260ADD796	260A796	26.0000 660.400	37.7500 958.850	7.6250 193.675
260AD791	260AM791	260AE791	260AC791	260ADA791	260ADD791	260A791	26.0000 660.400	37.7500 958.850	7.7500 196.850
265CD789	265CM789	265CE789	265CC789	265CDA789	265CDD789	-	26.5000 673.100	38.5000 977.900	5.0000 127.000
265AD791	265AM791	265AE791	265AC791	265ADA791	265ADD791	265A791	26.5000 673.100	38.5000 977.900	7.7500 196.850
270CD324	270CM324	270CE324	270CC324	270CDA324	270CDD324	-	27.0000 685.800	32.0000 812.800	4.0000 101.600
270CD343	270CM343	270CE343	270CC343	270CDA343	270CDD343	-	27.0000 685.800	34.5000 876.300	3.6250 92.075
270AD347	270AM347	270AE347	270AC347	270ADA347	270ADD347	270A347	27.0000 685.800	34.5000 876.300	7.8750 200.025
270CD789	270CM789	270CE789	270CC789	270CDA789	270CDD789	-	27.0000 685.800	39.2500 996.950	5.2500 133.350
270AD791	270AM791	270AE791	270AC791	270ADA791	270ADD791	270A791	27.0000 685.800	39.2500 996.950	8.0000 203.200
275CD789	275CM789	275CE789	275CC789	275CDA789	275CDD789	-	27.5000 698.500	40.0000 1016.000	5.2500 133.350
275AD791	275AM791	275AE791	275AC791	275ADA791	275ADD791	275A791	27.5000 698.500	40.0000 1016.000	8.0000 203.200
280AD344	280AM344	280AE344	280AC344	280ADA344	280ADD344	280A344	28.0000 711.200	34.0000 863.600	4.0000 101.600
280CD363	280CM363	280CE363	280CC363	280CDA363	280CDD363	-	28.0000 711.200	36.0000 914.400	3.2500 82.550
280AD367	280AM367	280AE367	280AC367	280ADA367	280ADD367	280A367	28.0000 711.200	36.0000 914.400	7.5000 190.500

# INCH SERIES CYLINDRICAL ROLLER BEARINGS

## AMERICAN ROLLER BEARINGS®



TYPE CM & AM

CYLINDRICAL ROLLER BEARINGS

FILLET RADIUS R	SHOULDER DIAMETERS		DYNAMIC CAPACITY C	STATIC CAPACITY Co	BEARING WEIGHT M	BASIC BEARING NUMBER
	SHAFT S	HOUSING T				
IN/mm	IN/mm	IN/mm	LBS/kN	LBS/kN	LBS/kg	
.250	26.07	30.52	720,000	1,600,000	442	245-325
6.4	662.2	775.3	3203	7117	200	
.250	26.77	33.11	850,000	1,460,000	624	245-789
6.4	679.9	841.0	3781	6494	283	
.250	26.77	33.11	1,320,000	2,600,000	952	245-791
6.4	679.9	841.0	5872	11565	432	
.250	25.81	28.52	335,000	980,000	213	250-304
6.4	655.6	724.4	1490	4359	97	
.250	27.39	33.74	900,000	1,600,000	668	250-789
6.4	695.8	856.9	4003	7117	303	
.250	27.35	33.74	1,430,000	2,900,000	1028	250-791
6.4	694.7	856.9	6361	12900	466	
.250	27.52	34.71	915,000	1,660,000	679	255-789
6.4	699.1	881.7	4070	7384	308	
.250	27.41	34.71	1,430,000	2,900,000	1045	255-791
6.4	696.2	881.7	6361	12900	474	
.250	26.96	29.90	430,000	1,100,000	233	260-314
6.4	684.8	759.5	1913	4893	106	
.250	28.50	34.98	915,000	1,660,000	726	260-789
6.4	724.0	888.5	4070	7384	329	
.250	28.50	34.98	1,400,000	2,750,000	1107	260-796
6.4	724.0	888.5	6227	12233	502	
.250	28.50	34.98	1,430,000	2,900,000	1125	260-791
6.4	724.0	888.5	6361	12900	510	
.250	28.63	35.90	930,000	1,730,000	756	265-789
6.4	727.1	911.8	4137	7695	343	
.250	28.63	35.90	1,460,000	3,100,000	1172	265-791
6.4	727.1	911.8	6494	13789	531	
.200	27.97	30.77	400,000	1,160,000	229	270-324
5.0	710.5	781.4	1779	5160	104	
.250	28.54	32.65	510,000	1,140,000	324	270-343
6.4	724.8	829.4	2269	5071	147	
.250	27.19	32.65	1,120,000	3,200,000	704	270-347
6.4	690.5	829.4	4982	14234	319	
.250	29.53	36.27	1,000,000	1,830,000	826	270-789
6.4	750.0	921.2	4448	8140	375	
.250	29.53	36.27	1,560,000	3,350,000	1258	270-791
6.4	750.0	921.2	6,939	14,901	571	
.250	30.27	36.75	1,020,000	1,950,000	856	275-789
6.4	768.8	933.3	4537	8674	388	
.250	30.27	36.75	1,630,000	3,550,000	1308	275-791
6.4	768.8	933.3	7251	15791	593	
.250	28.99	32.76	545,000	1,388,000	288	280-344
6.4	736.4	832.1	2424	6174	131	
.250	29.66	34.03	500,000	1,060,000	322	280-363
6.4	753.4	864.3	2224	4715	146	
.250	28.36	34.03	1,220,000	1,950,000	744	280-367
6.4	720.2	864.3	5427	8674	338	

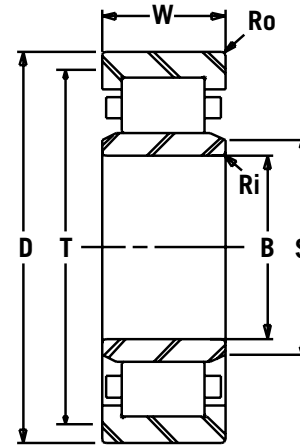
CD, CM, etc. refers to narrow bearings.

AD, AM, etc. refers to wide bearings.

# INCH SERIES CYLINDRICAL ROLLER BEARINGS

## AMERICAN ROLLER BEARINGS®

CYLINDRICAL ROLLER BEARINGS

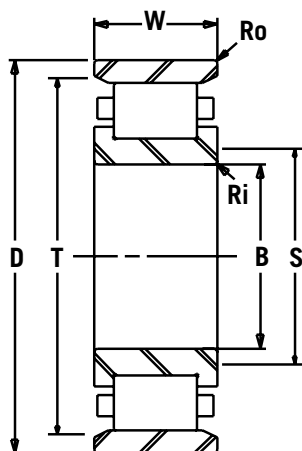


TYPE CD & AD

							BORE	O.D.	WIDTH
							B	D	W
							IN/mm	IN/mm	IN/mm
280CD789	280CM789	280CE789	280CC789	280CDA789	280CDD789	-	28.0000 711.200	40.5000 1028.700	5.2500 133.350
280AD791	280AM791	280AE791	280AC791	280ADA791	280ADD791	280A791	28.0000 711.200	40.5000 1028.700	8.1250 206.375
285AD350	285AM350	285AE350	285AC350	285ADA350	285ADD350	285A350	28.5000 723.900	35.5000 901.700	4.7500 120.650
285CD363	285CM363	285CE363	285CC363	285CDA363	285CDD363	-	28.5000 723.900	36.0000 914.400	3.1875 80.963
285CD367	285CM367	285CE367	285CC367	285CDA367	285CDD367	-	28.5000 723.900	36.0000 914.400	7.3750 187.325
285CD789	285CM789	285CE789	285CC789	285CDA789	285CDD789	-	28.5000 723.900	41.2500 1047.750	5.2500 133.350
285AD791	285AM791	285AE791	285AC791	285ADA791	285ADD791	285A791	28.5000 723.900	41.2500 1047.750	8.1250 206.375
290CD789	290CM789	290CE789	290CC789	290CDA789	290CDD789	-	29.0000 736.600	42.0000 1066.800	5.5000 139.700
290AD791	290AM791	290AE791	290AC791	290ADA791	290ADD791	290A791	29.0000 736.600	42.0000 1066.800	8.5000 215.900
295AD396	295AM396	295AE396	295AC396	295ADA396	295ADD396	295A396	29.5000 749.300	39.0000 990.600	6.3125 160.338
295CD789	295CM789	295CE789	295CC789	295CDA789	295CDD789	-	29.5000 749.300	42.7500 1085.850	5.5000 139.700
295AD791	295AM791	295AE791	295AC791	295ADA791	295ADD791	295A791	29.5000 749.300	42.7500 1085.850	8.5000 215.900
295AD691	295AM691	295AE691	295AC691	295ADA691	295ADD691	295A691	29.7500 755.650	36.2610 921.029	3.5000 88.900
300CD680	300CM680	300CE680	300CC680	300CDA680	300CDD680	-	30.0000 762.000	36.0000 914.400	2.2500 57.150
300CD383	300CM383	300CE383	300CC383	300CDA383	300CDD383	-	30.0000 762.000	38.0000 965.200	3.6875 93.663
300AD387	300AM387	300AE387	300AC387	300ADA387	300ADD387	300A387	30.0000 762.000	38.0000 965.200	7.3750 187.325
300CD789	300CM789	300CE789	300CC789	300CDA789	300CDD789	-	30.0000 762.000	43.5000 1104.900	5.7500 146.050
300AD891	300AM891	300AE891	300AC891	300ADA891	300ADD891	300A891	30.0000 762.000	43.5000 1104.900	5.7500 146.050
300AD892	300AM892	300AE892	300AC892	300ADA892	300ADD892	300A892	30.0000 762.000	43.5000 1104.900	6.2500 158.750
300AD791	300AM791	300AE791	300AC791	300ADA791	300ADD791	300A791	30.0000 762.000	43.5000 1104.900	8.7500 222.250
320AD407	320AM407	320AE407	320AC407	320ADA407	320ADD407	320A407	32.0000 812.800	40.0000 1016.000	7.5000 190.500
330CD413	330CM413	330CE413	330CC413	330CDA413	330CDD413	-	33.0000 838.200	41.0000 1041.400	3.5000 88.900
340CD681	340CM681	340CE681	340CC681	340CDA681	340CDD681	-	34.0000 863.600	40.3750 1025.525	3.0000 76.200
340AD425	340AM425	340AE425	340AC425	340ADA425	340ADD425	340A425	34.0000 863.600	42.0000 1066.800	5.7500 146.050

# INCH SERIES CYLINDRICAL ROLLER BEARINGS

## AMERICAN ROLLER BEARINGS®



TYPE CM & AM

CYLINDRICAL ROLLER BEARINGS

FILLET RADIUS R	SHOULDER DIAMETERS		DYNAMIC CAPACITY C	STATIC CAPACITY Co	BEARING WEIGHT M	BASIC BEARING NUMBER
	SHAFT S	HOUSING T				
IN/mm	IN/mm	IN/mm	LBS/kN	LBS/kN	LBS/kg	
.250	30.43	37.66	1,060,000	2,040,000	871	280-789
6.4	773.0	956.6	4715	9074	395	
.250	30.43	37.66	1,660,000	3,600,000	1348	280-791
6.4	773.0	956.6	7384	16014	612	
.250	29.74	34.01	667,000	1,645,000	412	285-350
6.4	755.5	863.9	2967	7317	187	
.250	29.67	34.02	390,000	830,000	299	285-363
6.4	753.7	864.0	1735	3692	136	
.250	29.99	34.15	950,000	2,600,000	691	285-367
6.4	761.8	867.5	4226	11565	314	
.250	31.28	38.02	1,060,000	2,040,000	905	285-789
6.4	794.4	965.6	4715	9074	410	
.250	31.28	38.02	1,700,000	3,650,000	1400	285-791
6.4	794.4	965.6	7562	16236	635	
.250	31.38	39.28	1,120,000	2,080,000	984	290-789
6.4	797.0	997.6	4982	9252	446	
.250	31.38	39.28	1,760,000	3,650,000	1520	290-791
6.4	797.0	997.6	7829	16236	690	
.250	31.42	36.78	1,060,000	2,600,000	796	295-396
6.4	798.0	934.1	4715	11565	361	
.250	32.00	39.90	1,140,000	2,120,000	1020	295-789
6.4	812.9	1013.5	5071	9430	463	
.250	32.00	39.90	1,800,000	3,750,000	1577	295-791
6.4	812.9	1013.5	8007	16681	715	
.250	31.22	34.52	446,000	1,228,000	292	295-691
6.4	792.9	876.8	1984	5462	132	
.250	31.39	34.39	256,000	638,000	173	300-680
6.4	797.3	873.5	1139	2838	78	
.250	31.64	36.03	510,000	1,200,000	389	300-383
6.4	803.6	915.1	2269	5338	176	
.250	30.36	36.03	950,000	2,650,000	778	300-387
6.4	771.0	915.1	4226	11788	353	
.250	32.63	40.53	1,220,000	2,400,000	1106	300-789
6.4	828.7	1029.4	5427	10676	502	
.250	32.63	40.53	1,205,000	2,344,000	1106	300-891
6.4	828.75	1029.39	5360	10427	502	
.250	32.63	40.53	1,320,000	2,640,000	1202	300-892
6.4	828.75	1029.39	5872	11743	545	
.250	32.63	40.53	1,900,000	4,150,000	1683	300-791
6.4	828.75	1029.39	8452	18460	763	
.250	32.31	38.03	1,060,000	3,000,000	837	320-407
6.4	820.68	965.94	4715	13345	380	
.250	34.52	38.98	500,000	1,160,000	402	330-413
6.4	876.81	990.07	2224	5160	182	
.200	35.47	38.52	366,000	1,056,000	276	340-681
5.0	900.97	978.38	1628	4697	125	
.200	35.65	40.01	345,000	1,060,000	678	340-425
5.0	905.62	1016.28	1535	4715	307	

CD, CM, etc. refers to narrow bearings.

AD, AM, etc. refers to wide bearings.

# INCH SERIES CYLINDRICAL ROLLER BEARINGS

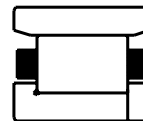
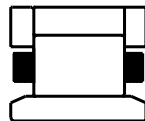
## AMERICAN ROLLER BEARINGS®

CYLINDRICAL  
ROLLER BEARINGS

							BORE	O.D.	WIDTH
							B	D	W
							IN/mm	IN/mm	IN/mm
360AD423	360AM423	360AE423	360AC423	360ADA423	360ADD423	360A423	36.0000 914.400	42.0000 1066.800	3.0000 76.200
360AD425	360AM425	360AE425	360AC425	360ADA425	360ADD425	360A425	36.0000 914.400	42.0000 1066.800	5.5000 139.700
385AD445	385AM445	385AE445	385AC445	385ADA445	385ADD445	385A445	38.5000 977.900	44.5000 1130.300	4.0000 101.600
400AD504	400AM504	400AE504	400AC504	400ADA504	400ADD504	400A504	40.0000 1016.000	50.0000 1270.000	4.0000 101.600
400AD452	400AM452	400AE452	400AC452	400ADA452	400ADD452	400A452	40.0020 1016.051	45.0000 1143.000	2.2500 57.150
400CD463	400CM463	400CE463	400CC463	400CDA463	400CDD463	-	40.0020 1016.051	46.0040 1168.502	3.5000 88.900
420AD484	420AM484	420AE484	420AC484	420ADA484	420ADD484	420A484	41.9990 1066.775	48.0010 1219.225	4.0000 101.600
420CD523	420CM523	420CE523	420CC523	420CDA523	420CDD523	-	42.0000 1066.800	52.0000 1320.800	3.7500 95.250
440CD504	440CM504	440CE504	440CC504	440CDA504	440CDD504	-	44.0000 1117.600	50.0000 1270.000	4.0000 101.600
450CD513	450CM513	450CE513	450CC513	450CDA513	450CDD513	-	45.0210 1143.533	51.5000 1308.100	3.5000 88.900
480CD544	480CM544	480CE544	480CC544	480CDA544	480CDD544	-	48.0000 1219.200	54.0000 1371.600	4.0000 101.600

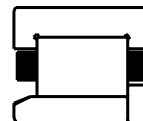
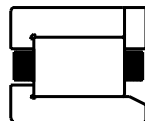
### Additional Design Types - Inch Series & Domestic Cylindrical (Metric) Series

**Type CPP - APP:** Two separable outer race flanges, brass cage. Allows axial float.



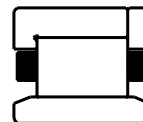
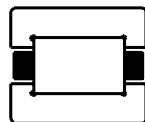
**Type CP - AP:** Separable inner race flange, brass cage. Allows axial float.

**Type CN - AN:** Separable outer race end plate, brass cage. Locating thrust one direction.



**Type CK - AK:** Double flanged outer race, separable inner race flange, brass cage. Locating thrust one direction.

**Type CDL - ADL:** Both races double flanged for locating, two directions. brass cage.

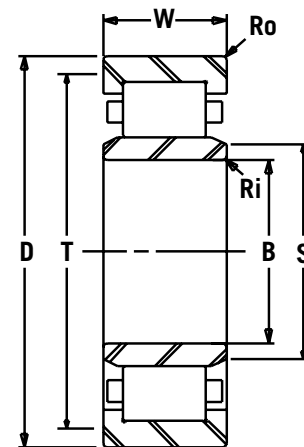


**Type CJ - AJ:** Separable outer race flange, brass cage. Allows axial float.

# INCH SERIES CYLINDRICAL ROLLER BEARINGS

## AMERICAN ROLLER BEARINGS®

FILLET RADIUS R	SHOULDER DIAMETERS		DYNAMIC CAPACITY C	STATIC CAPACITY Co	BEARING WEIGHT M	BASIC BEARING NUMBER
	SHAFT S	HOUSING T				
	IN/mm	IN/mm				
.200	37.46	40.26	342,000	1,053,000	272	360-423
5.0	951.39	1022.71	1521	4684	123	
.375	37.46	40.26	345,000	1,060,000	499	360-425
9.5	951.39	1022.71	1535	4715	226	
.200	39.68	43.03	570,000	1,830,000	386	385-445
5.0	1007.78	1092.94	2535	8140	175	
.375	42.14	47.51	710,000	1,730,000	698	400-504
9.5	1070.46	1206.83	3158	7695	316	
.250	41.09	43.78	225,000	627,000	185	400-452
6.4	1043.69	1111.99	1001	2789	84	
.250	41.51	44.27	420,000	1,408,000	350	400-463
6.4	1054.26	1124.43	1868	6263	159	
.250	43.38	46.26	484,000	1,726,000	419	420-484
6.4	1101.79	1174.98	2153	7678	190	
.250	44.07	49.53	405,000	1,630,000	683	420-523
6.4	1119.38	1258.04	1802	7251	310	
.250	45.38	48.27	500,000	1,800,000	437	440-504
6.4	1152.69	1226.11	2224	8007	198	
.250	46.71	49.49	464,000	1,677,000	424	450-513
6.4	1186.34	1257.12	2064	7460	192	
.250	49.38	52.28	520,000	1,800,000	474	480-544
6.4	1254.29	1327.89	2313	8007	215	



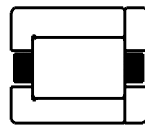
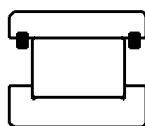
TYPE CD & AD

CYLINDRICAL ROLLER BEARINGS

CD, CM, etc. refers to narrow bearings. AD, AM, etc. refers to wide bearings.

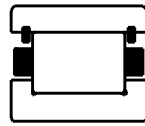
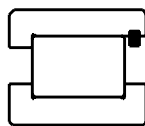
### Additional Design Types - Inch Series & Domestic Cylindrical (Metric) Series

**Type CF - AF:** Double flanged inner race. Full complement of rollers. Allows limited axial float.



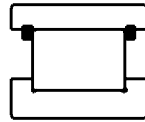
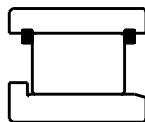
**Type CDP - ADP:** Single flanged inner and outer races, both with end plates. brass cage. Provides location in two directions.

**Type CMZ - AMZ:** Double flanged inner race. Single flanged outer race with snap ring. Full complement. Locating one direction, allows limited axial float.



**Type CRK - ARK:** Double flanged inner race, two outer race snap rings, and a brass cage for a non-separable assembly. No axial float capability.

**Type CEX - AEX:** Outer race with two snap rings. Full complement of rollers. Single inner race flange keeps IR from slipping off shaft.



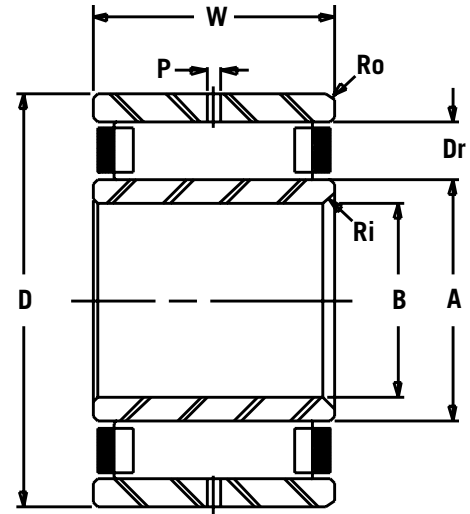
**Type CZ - AZ:** Double flanged inner race and two outer race snap rings for a non-separable assembly. Full complement. No axial float capability.

\* Snap rings are not capable of providing axial location or taking thrust loads.

## AMERICAN ROLLER BEARINGS®

CYLINDRICAL  
ROLLER BEARINGS

TYPE A, AM, AS, AW, ASW



BEARING NUMBER	BORE		O.D.		WIDTH		INNER RACE O.D.		MAX. FILLET RADIUS		ROLLER DIA.	OIL HOLE DIA.	DYNAMIC CAPACITY	BEARING WEIGHT
	B	D	W	A*	Ri	Ro	Dr	C	M					
	mm/IN	mm/IN	mm/IN	mm/IN	mm/IN	mm/IN	mm/IN	mm/IN	kg/LBS					
A215H	75	130	44.45	88.90	2.8	2.8	12.700	9.525	133	3				
	2.9528	5.1181	1.7500	3.500	.109	.109	.500	.375	30,000	6				
AW215H	75	130	66.68	88.90	2.8	2.8	12.700	9.525	214	4				
	2.9528	5.1181	2.625	3.500	.109	.109	.500	.375	48,000	9				
AD215H	75	130	133.35	88.90	2.8	2.8	12.700	9.525	369	8				
	2.9528	5.1181	5.2500	3.500	.109	.109	.500	.375	83,000	18				
AM315H	75	160	68.26	95.25	4.0	3.1	23.813	11.100	369	7				
	2.9528	6.2992	2.6875	3.750	.156	.125	.938	.437	83,000	16.4				
A216H	80	140	46.04	95.25	3.1	3.1	14.288	11.100	162	3.4				
	3.1496	5.5118	1.8125	3.750	.125	.125	.563	.437	36,500	7.4				
AW216H	80	140	66.68	95.25	3.1	3.1	14.288	11.100	249	5				
	3.1496	5.5118	2.6250	3.750	.125	.125	.563	.437	56,000	10.4				
AD216H	80	140	133.35	95.25	3.1	3.1	14.288	11.100	423	9.4				
	3.1496	5.5118	5.2500	3.750	.125	.125	.563	.437	95,000	20.7				
AM316H	80	170	68.26	101.60	4.0	3.1	25.400	11.100	302	8				
	3.1496	6.6929	2.6875	4.000	.156	.125	1.000	.437	68,000	18.6				
A217H	85	150	49.21	101.60	3.1	3.1	15.875	11.100	173	4				
	3.3465	5.9055	1.9375	4.000	.125	.125	.625	.437	39,000	9				
AW217H	85	150	69.85	101.60	3.1	3.1	15.875	11.100	260	6				
	3.3465	5.9055	2.7500	4.000	.125	.125	.625	.437	58,500	12.6				
AD217H	85	150	139.70	101.60	3.1	3.1	15.875	11.100	454	11				
	3.3465	5.9055	5.5000	4.000	.125	.125	.625	.437	102,000	25				
AM317H	85	180	73.03	107.95	4.0	4.0	25.400	14.300	347	10				
	3.3465	7.0866	2.8750	4.250	.156	.156	1.000	.563	78,000	22				
A218H	90	160	52.39	107.95	3.1	3.1	17.463	11.100	191	5				
	3.5433	6.2992	2.0625	4.250	.125	.125	.688	.437	43,000	11				
AW218H	90	160	71.44	107.95	3.1	3.1	17.463	11.100	276	6.7				
	3.5433	6.2992	2.8125	4.250	.125	.125	.688	.437	62,000	15				

\* Nominal values.

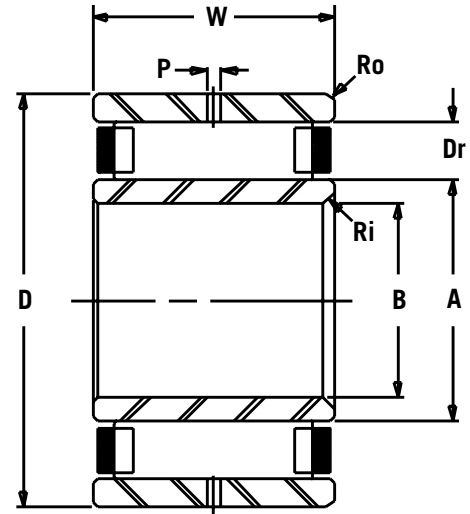




## AMERICAN ROLLER BEARINGS®

CYLINDRICAL  
ROLLER BEARINGS

TYPE A, AM, AS, AW, ASW

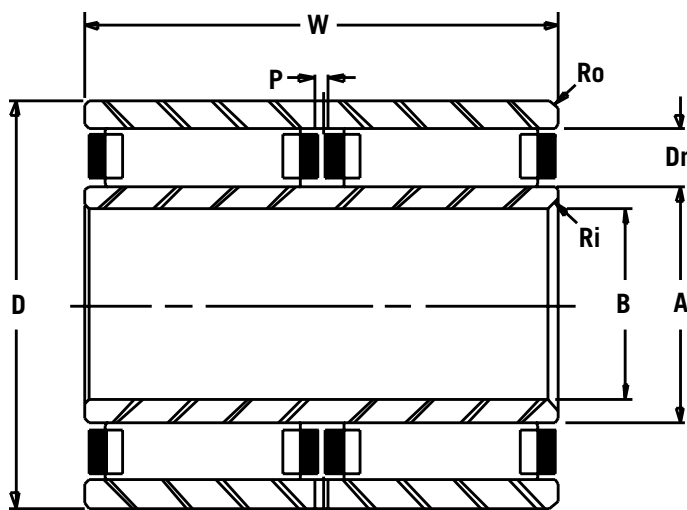


BEARING NUMBER	BORE		O.D.		WIDTH		INNER RACE O.D.		MAX. FILLET RADIUS		ROLLER DIA. Dr	OIL HOLE DIA. P	DYNAMIC CAPACITY C	BEARING WEIGHT M
	B	D	W	A*	Ri	Ro	SHAFT	HSNG.						
	mm/IN	mm/IN	mm/IN	mm/IN	mm/IN	mm/IN	mm/IN	mm/IN						
A224H	120	215	71.44	142.88	4.0	4.7	23.813	14.300	369	12.5				
	4.7244	8.4646	2.8125	5.625	.156	.187	.938	.563	83,000	28				
AW224H	120	215	98.43	142.88	4.0	4.7	23.813	14.300	525	17				
	4.7244	8.4646	3.8750	5.625	.156	.187	.938	.563	118,000	37				
AD224H	120	215	196.85	142.88	4.0	4.7	23.813	14.300	890	34				
	4.7244	8.4646	7.7500	5.625	.156	.187	.938	.563	200,000	74.7				
A324H	120	260	104.78	153.97	6.4	6.4	34.925	14.300	712	31				
	4.7244	10.2362	4.1250	6.062	.250	.250	1.375	.563	160,000	68				
A226H	130	230	79.38	153.97	4.0	4.7	25.400	14.300	445	16				
	5.1181	9.0551	3.1250	6.062	.156	.187	1.000	.563	100,000	35.4				
AW226H	130	230	107.95	153.97	4.0	4.7	25.400	14.300	667	21.5				
	5.1181	9.0551	4.2500	6.062	.156	.187	1.000	.563	150,000	47				
AD226H	130	230	215.90	153.97	4.0	4.7	25.400	14.300	1,134	43				
	5.1181	9.0551	8.5000	6.062	.156	.187	1.000	.563	255,000	94.5				
ASW226H	130	215	123.83	152.40	4.0	4.7	19.050	14.300	574	19				
	5.1181	8.4646	4.8750	6.000	.156	.187	.750	.563	129,000	42				
ASD226H	130	215	247.65	152.40	4.0	4.7	19.050	14.300	979	38				
	5.1181	8.4646	9.7500	6.000	.156	.187	.750	.563	220,000	84.5				
A326H	130	280	111.13	166.67	6.4	6.4	38.100	14.300	872	39				
	5.1181	11.0236	4.3750	6.562	.250	.250	1.500	.563	196,000	86.5				
A228H	140	250	82.55	168.28	5.6	5.6	26.988	14.300	516	20				
	5.5118	9.8425	3.2500	6.625	.219	.219	1.063	.563	116,000	44				
AW228H	140	250	120.65	168.28	5.6	5.6	26.988	14.300	801	28.5				
	5.5118	9.8425	4.7500	6.625	.219	.219	1.063	.563	180,000	62.6				
AD228H	140	250	241.30	168.28	5.6	5.6	26.988	14.300	1,357	57				
	5.5118	9.8425	9.5000	6.625	.219	.219	1.063	.563	305,000	125				
A230H	150	270	88.90	179.37	5.6	5.6	30.163	15.875	636	25				
	5.9055	10.6299	3.5000	7.062	.219	.219	1.188	.625	143,000	55				
AW230H	150	270	120.65	179.37	5.6	5.6	30.163	15.875	890	33.5				
	5.9055	10.6299	4.7500	7.062	.219	.219	1.188	.625	200,000	73				

\* Nominal values.

## AMERICAN ROLLER BEARINGS®

CYLINDRICAL  
ROLLER BEARINGS



TYPE AD, ADA, ASD

BEARING NUMBER	BORE	O.D.	WIDTH	INNER RACE O.D.	MAX. FILLET RADIUS		ROLLER DIA.	OIL HOLE DIA.	DYNAMIC CAPACITY	BEARING WEIGHT
	B	D	W	A*	SHAFT Ri	HSNG. Ro	Dr	P	C	M
	mm/IN	mm/IN	mm/IN	mm/IN	mm/IN	mm/IN	mm/IN	mm/IN	kN/LBS	kg/LBS
A232H	160 6.2992	290 11.4173	98.43 3.8750	193.68 7.625	6.4 .250	6.4 .250	31.750 1.250	15.875 .625	756 170,000	32.5 71.4
AW232H	160 6.2992	290 11.4173	123.83 4.8750	193.68 7.625	6.4 .250	6.4 .250	31.750 1.250	15.875 .625	961 216,000	40 88.5
AD232H	160 6.2992	290 11.4173	247.65 9.7500	193.68 7.625	6.4 .250	6.4 .250	31.750 1.250	15.875 .625	1668 375,000	80 177
AW234H	170 6.6929	310 12.2047	136.53 5.3750	204.77 8.062	6.4 .250	6.4 .250	34.925 1.375	17.475 .688	1179 265,000	50.5 111.5
ASD234H	170 6.6929	310 12.2047	241.30 9.5000	204.77 8.062	- (1)	6.4 .250	34.925 1.375	17.475 .688	1802 405,000	99 218.5
AD234H	170 6.6929	310 12.2047	273.05 10.7500	204.77 8.062	6.4 .250	6.4 .250	34.925 1.375	17.475 .688	2024 455,000	101 223
AW236H	180 7.0866	320 12.5984	149.23 5.8750	215.09 8.468	6.4 .250	6.4 .250	34.925 1.375	17.475 .688	1290 290,000	57.5 126.7
AS240H	200 7.8740	340 13.3858	120.65 4.7500	234.95 9.250	6.4 .250	6.4 .250	34.925 1.375	17.475 .688	1134 255,000	50 109.7
ASW240H	200 7.8740	340 13.3858	174.63 6.8750	234.95 9.250	6.4 .250	6.4 .250	34.925 1.375	17.475 .688	1624 365,000	71 157
ASW244H	220 8.6614	380 14.9606	174.63 6.8750	265.10 10.437	6.4 .250	6.4 .250	34.925 1.375	17.475 .688	1668 375,000	91.5 202
ADA244H	220 8.6614	380 14.9606	273.05 10.7500	265.10 10.437	6.4 .250	6.4 .250	34.925 1.375	17.475 .688	2447 550,000	156 343
AS148H	240 9.4488	360 14.1732	114.30 4.5000	269.98 10.629	7.9 .312	7.9 .312	30.163 1.188	17.475 .688	1014 228,000	45 99.7
AS156H	280 11.0236	420 16.5354	127.00 5.0000	314.15 12.368	7.1 .281	7.1 .281	34.925 1.375	17.475 .688	1379 310,000	68 149.5

\* Nominal values. 1. - 1.250" radius tangent with bore.

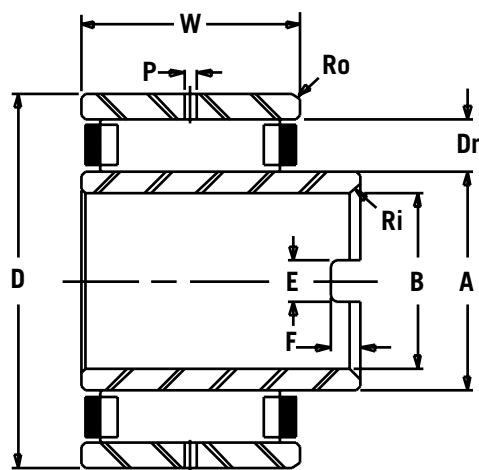
## AMERICAN ROLLER BEARINGS®

BEARING NUMBER	REFERENCE NUMBER	INNER RACE NUMBER	BORE	O.D.	WIDTH OUTER	WIDTH INNER	INNER RACE O.D.	MAX. FILLET RADIUS		ROLLER DIA.
			B	D	Wo	Wi	A*	Ri	Ro	Dr
			IN/mm	IN/mm	IN/mm	IN/mm	IN/mm	IN/mm	IN/mm	IN/mm
**ATXW215H	TXW99215	A30406H	2.9375 74.613	5.1181 130.000	2.6250 66.675	2.9375 74.613	3.500 88.900	.080 2.0	.109 2.7	.5000 12.700
ATW215H	TW99215	A30394H	3.0000 76.200	5.1181 130.000	2.6250 66.675	3.3750 85.725	3.500 88.900	.080 2.0	.109 2.7	.5000 12.700
ATM315H	TM315	A30398H	3.2500 82.550	6.2992 160.000	2.6875 68.263	3.3750 85.725	3.750 95.250	.080 2.0	.125 3.1	.9375 23.813
**ATXW218H	TXW218	A30407H	3.4375 87.313	6.2992 160.000	2.8125 71.438	3.1250 79.375	4.250 107.950	.080 2.0	.125 3.1	.6875 17.463
ATM316H	TM316	A30399H	3.5000 88.900	6.6929 170.000	2.6875 68.263	3.3750 85.725	4.000 101.600	.080 2.0	.125 3.1	1.0000 25.400
ATW218H	TW218	A30400H	3.7500 95.250	6.2992 160.000	2.8125 71.438	4.3750 111.125	4.250 107.950	.080 2.0	.125 3.1	.6875 17.463
ATM317H	TM317	A30400H	3.7500 95.250	7.0866 180.000	2.8750 73.025	4.3750 111.125	4.250 107.950	.080 2.0	.156 4.0	1.0000 25.400
**ATXW220H	TXW99220	A30409	3.9375 100.013	7.0866 180.000	3.2500 82.550	3.6250 92.075	4.750 120.650	.120 3.0	.156 4.0	.7500 19.050
ATW220H	TW99220	A30401H	4.0000 101.600	7.0866 180.000	3.2500 82.550	4.3750 111.125	4.750 120.650	.120 3.0	.156 4.0	.7500 19.050
ATM319H	TM319	A30401H	4.0000 101.600	7.8740 200.000	3.0625 77.788	4.3750 111.125	4.750 120.650	.120 3.0	.156 4.0	1.1250 28.575
**ATXW222H	TXW99222	A30410H	4.4375 112.713	7.8740 200.000	3.5000 88.900	3.8750 98.425	5.250 133.350	.120 3.0	.156 4.0	.8750 22.225
ATW222H	TW99222	A30402H	4.5000 114.300	7.8740 200.000	3.5000 88.900	4.3750 111.125	5.250 133.350	.120 3.0	.156 4.0	.8750 22.225
**AT226H	T99226	A30414H	4.9375 125.413	9.0551 230.000	3.1250 79.375	4.6250 117.475	6.062 153.975	.120 3.0	.187 4.7	1.0000 25.400
**ATXW226H	TXW99226	A30414H	4.9375 125.413	9.0551 230.000	4.2500 107.950	4.6250 117.475	6.062 153.975	.120 3.0	.187 4.7	1.0000 25.400
ATMW226H	TMW226	ATMIR226H	5.0000 127.000	8.4646 215.001	3.8750 98.425	4.8750 123.825	6.000 152.400	.120 3.0	.187 4.7	.7500 19.050
**AT228H	T99228	A30411H	5.4375 138.113	9.8425 250.000	3.2500 82.550	5.1250 130.175	6.625 168.275	.120 3.0	.219 5.6	1.0625 26.988
**ATXW228H	TXW99228	A30411H	5.4375 138.113	9.8425 250.000	4.7500 120.650	5.1250 130.175	6.625 168.275	.120 3.0	.219 5.6	1.0625 26.988
**ATX228H	TX99228	A30097H	5.5000 139.700	9.8425 250.000	3.2500 82.550	5.1250 130.175	6.625 168.275	.120 3.0	.219 5.6	1.0625 26.988
AT230H	T99230	A30425H	5.9375 150.813	10.6299 269.999	3.5000 88.900	5.3750 136.525	7.062 179.375	.160 4.1	.219 5.6	1.1875 30.163
ATW230H	TW99230	A34025H	5.9375 150.813	10.6299 269.999	4.7500 120.650	5.3750 136.525	7.062 179.375	.160 4.0	.219 5.6	1.1875 30.163
AT232H	T99232	A30426	6.4375 163.513	11.4173 289.999	3.8750 98.425	5.5000 139.700	7.625 193.675	.160 4.0	.250 6.4	1.2500 31.750
ATW232H	TW99232	A30426	6.4375 163.513	11.4173 289.999	4.8750 123.825	5.5000 139.700	7.625 193.675	.160 4.0	.250 6.4	1.2500 31.750
ATW236H	TW99236	A30427H	6.9375 176.213	12.5984 319.999	5.8750 149.225	6.5000 165.100	8.468 215.087	.160 4.0	.250 6.4	1.3750 34.925
ATS240H	TS99240	A30428H	7.5000 190.500	13.3858 339.999	4.7500 120.650	7.5000 190.500	9.250 234.950	.160 4.0	.250 6.4	1.3750 34.925
ATSW240H	TSW99240	A30428H	7.5000 190.500	13.3858 339.999	6.8750 174.625	7.5000 190.500	9.250 234.950	.160 4.0	.250 6.4	1.3750 34.925

\* Nominal values. \*\* 2 Keyways, equally spaced, one end.

## AMERICAN ROLLER BEARINGS®

OIL HOLE DIA.	NOTCH WIDTH	NOTCH DEPTH	DYNAMIC CAPACITY	BEARING WEIGHT	BEARING NUMBER
P	E	F	C	M	
IN/mm	IN/mm	IN/mm	LBS/kn	LBS/kg	
.375 9.525	.770 19.558	.349 8.865	48,000 214	9.7 4.4	ATXW215H
.375 9.525	.770 19.558	.349 8.865	48,000 214	9.7 4.4	ATW215H
.437 11.100	.895 22.733	.349 8.865	63,000 280	17.5 8	ATM315H
.437 11.100	1.020 25.908	.349 8.865	62,000 276	16 7	ATXW218H
.437 11.100	.895 22.733	.349 8.865	68,000 302	18.5 8.4	ATM316H
.437 11.100	1.020 25.908	.380 9.652	62,000 276	15.5 7	ATW218H
.563 14.300	1.020 25.908	.380 9.652	78,000 347	22.5 10	ATM317H
.563 14.300	1.020 25.908	.380 9.652	88,000 391	24 11	ATXW220H
.563 14.300	1.020 25.908	.380 9.652	88,000 391	25 11	ATW220H
.563 14.300	1.020 25.908	.380 9.652	93,000 414	28 12.7	ATM319H
.563 14.300	1.145 29.083	.380 9.652	95,000 423	32 14.5	ATXW222H
.563 14.300	1.145 29.083	.380 9.652	95,000 423	32 14.6	ATW222H
.563 14.300	1.020 25.908	.380 9.652	104,000 463	45.5 20.5	AT226H
.563 14.300	1.020 25.908	.380 9.652	150,000 667	53 24	ATXW226H
.563 14.300	1.020 25.908	.380 9.652	104,000 463	39 18	ATMW226H
.563 14.300	1.395 35.433	.380 9.652	132,000 587	53.5 24.5	AT228H
.563 14.300	1.395 35.433	.380 9.652	180,000 801	67.5 30.5	ATXW228H
.563 14.300	1.395 35.433	.380 9.652	132,000 587	47.5 21.5	ATX228H
.625 15.875	1.395 35.433	.448 11.379	156,000 694	67.5 30.5	AT230H
.625 15.875	1.395 35.433	.448 11.379	200,000 890	80 36	ATW230H
.625 15.875	1.520 38.608	.448 11.379	180,000 801	84 38	AT232H
.625 15.875	1.520 38.608	.448 11.379	216,000 961	96.5 44	ATW232H
.688 17.475	1.520 38.608	.448 11.379	290,000 1,290	142 64	ATW236H
.688 17.475	1.520 38.608	.448 11.379	255,000 1,134	126 57	ATS240H
.688 17.475	1.520 38.608	.448 11.379	365,000 1,624	178 81	ATSW240H

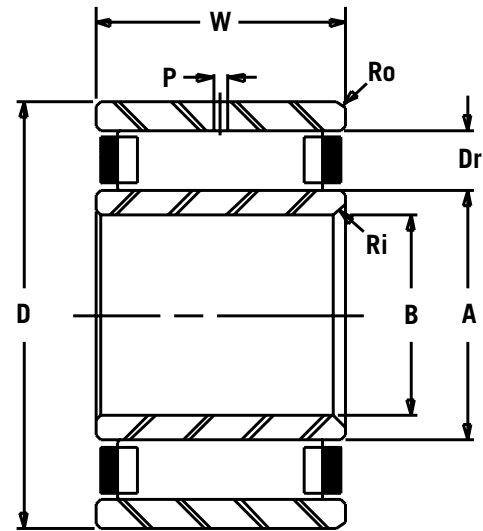


TYPE AT

\* Nominal values. \*\* 2 keyways, equally spaced, one end.

## AMERICAN ROLLER BEARINGS®

### TYPE SCS, HCS, ECS



BEARING NUMBER	BORE	O.D.	WIDTH	INNER RACE O.D.	MAX. FILLET RADIUS		ROLLER DIA.	OIL HOLE DIA.	DYNAMIC CAPACITY	BEARING WEIGHT
	B	D	W	A*	Ri	Ro	Dr	P	C	M
	IN/mm	IN/mm	IN/mm	IN/mm	IN/mm	IN/mm	IN/mm	IN/mm	LBS/kN	LBS/kg
SCS142	3.0000	4.7500	1.5000	3.500	.125	.062	.375	.375	18,750	4
	76.200	120.650	38.100	88.900	3.1	1.5	9.53	9.53	83	2
SCS143	3.0000	4.7500	2.0000	3.500	.125	.062	.375	.375	25,250	5.3
	76.200	120.650	50.800	88.900	3.1	1.5	9.53	9.53	112	2.4
SCS144	3.0000	4.7500	2.5000	3.500	.125	.062	.375	.375	32,250	6.5
	76.200	120.650	63.500	88.900	3.1	1.5	9.53	9.53	143	3
SCS145	3.0000	4.7500	3.0000	3.500	.125	.062	.375	.375	38,250	7.6
	76.200	120.650	76.200	88.900	3.1	1.5	9.53	9.53	170	3.5
HCS244	3.0000	5.5000	2.0000	3.750	.140	.125	.500	.375	32,500	8.5
	76.200	139.700	50.800	95.250	3.5	3.1	12.70	9.53	145	4
HCS245	3.0000	5.5000	2.5000	3.750	.140	.125	.500	.375	42,000	10.5
	76.200	139.700	63.500	95.250	3.5	3.1	12.70	9.53	187	5
HCS246	3.0000	5.5000	3.0000	3.750	.140	.125	.500	.375	50,750	12.5
	76.200	139.700	76.200	95.250	3.5	3.1	12.70	9.53	226	6
HCS247	3.0000	5.5000	3.5000	3.750	.140	.125	.500	.375	59,000	14.5
	76.200	139.700	88.900	95.250	3.5	3.1	12.70	9.53	262	6.6
HCS248	3.0000	5.5000	4.0000	3.750	.140	.125	.500	.375	67,000	16.5
	76.200	139.700	101.600	95.250	3.5	3.1	12.70	9.53	298	7.5
ECS600	3.0000	5.8750	2.0000	3.875	.140	.125	.625	.375	36,000	10
	76.200	149.225	50.800	98.425	3.5	3.1	15.88	9.53	160	4.6
ECS601	3.0000	5.8750	3.0000	3.875	.140	.125	.625	.375	58,000	15
	76.200	149.225	76.200	98.425	3.5	3.1	15.88	9.53	258	7
ECS602	3.0000	5.8750	4.0000	3.875	.140	.125	.625	.375	77,500	19.7
	76.200	149.225	101.600	98.425	3.5	3.1	15.88	9.53	345	9
SCS146	3.2500	5.0000	1.5000	3.750	.125	.062	.375	.375	20,000	4
	82.550	127.000	38.100	95.250	3.1	1.5	9.53	9.53	89	2
SCS147	3.2500	5.0000	2.0000	3.750	.125	.062	.375	.375	27,500	5.6
	82.550	127.000	50.800	95.250	3.1	1.5	9.53	9.53	122	2.6
SCS148	3.2500	5.0000	2.5000	3.750	.125	.062	.375	.375	33,750	7
	82.550	127.000	63.500	95.250	3.1	1.5	9.53	9.53	150	3

\* Nominal values.

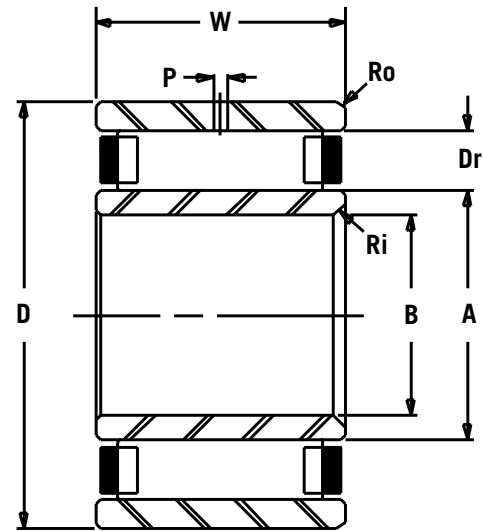
## AMERICAN ROLLER BEARINGS®

BEARING NUMBER	BORE	O.D.	WIDTH	INNER RACE O.D.	MAX. FILLET RADIUS		ROLLER DIA.	OIL HOLE DIA.	DYNAMIC CAPACITY	BEARING WEIGHT
	B	D	W	A*	Ri	Ro	Dr	P	C	M
	IN/mm	IN/mm	IN/mm	IN/mm	IN/mm	IN/mm	IN/mm	IN/mm	LBS/kN	LBS/kg
SCS149	3.2500	5.0000	3.0000	3.750	.125	.062	.375	.375	41,000	8
	82.550	127.000	76.200	95.250	3.1	1.5	9.53	9.53	182	3.7
SCS150	3.2500	5.0000	3.5000	3.750	.125	.062	.375	.375	47,500	9.5
	82.550	127.000	88.900	95.250	3.1	1.5	9.53	9.53	211	4
HCS249	3.2500	5.7500	2.0000	4.000	.140	.125	.500	.375	35,000	9
	82.550	146.050	50.800	101.600	3.5	3.1	12.70	9.53	156	4
HCS250	3.2500	5.7500	2.5000	4.000	.140	.125	.500	.375	45,000	11
	82.550	146.050	63.500	101.600	3.5	3.1	12.70	9.53	200	5
HCS251	3.2500	5.7500	3.0000	4.000	.140	.125	.500	.375	54,500	13
	82.550	146.050	76.200	101.600	3.5	3.1	12.70	9.53	242	6
HCS252	3.2500	5.7500	4.0000	4.000	.140	.125	.500	.375	72,000	17
	82.550	146.050	101.600	101.600	3.5	3.1	12.70	9.53	320	8
ECS603	3.2500	6.1250	2.0000	4.125	.140	.125	.625	.375	38,500	11
	82.550	155.575	50.800	104.775	3.5	3.1	15.88	9.53	171	5
ECS604	3.2500	6.1250	3.0000	4.125	.140	.125	.625	.375	62,250	15.7
	82.550	155.575	76.200	104.775	3.5	3.1	15.88	9.53	277	7
ECS605	3.2500	6.1250	4.0000	4.125	.140	.125	.625	.375	83,250	20.7
	82.550	155.575	101.600	104.775	3.5	3.1	15.88	9.53	370	9.4
SCS151	3.5000	5.2500	1.5000	4.000	.125	.062	.375	.375	20,500	4.6
	88.900	133.350	38.100	101.600	3.1	1.5	9.53	9.53	91	2
SCS152	3.5000	5.2500	2.0000	4.000	.125	.062	.375	.375	28,250	6
	88.900	133.350	50.800	101.600	3.1	1.5	9.53	9.53	126	2.7
SCS153	3.5000	5.2500	2.5000	4.000	.125	.062	.375	.375	35,250	7
	88.900	133.350	63.500	101.600	3.1	1.5	9.53	9.53	157	3
SCS154	3.5000	5.2500	3.0000	4.000	.125	.062	.375	.375	42,000	8.7
	88.900	133.350	76.200	101.600	3.1	1.5	9.53	9.53	187	4
SCS155	3.5000	5.2500	3.5000	4.000	.125	.062	.375	.375	48,500	10
	88.900	133.350	88.900	101.600	3.1	1.5	9.53	9.53	216	4.5
SCS156	3.5000	5.2500	4.0000	4.000	.125	.062	.375	.375	54,750	11.4
	88.900	133.350	101.600	101.600	3.1	1.5	9.53	9.53	244	5
HCS257	3.5000	6.1250	2.0000	4.250	.156	.125	.562	.375	34,500	10
	88.900	155.575	50.800	107.950	4.0	3.1	14.27	9.53	153	4.6
HCS258	3.5000	6.1250	2.5000	4.250	.156	.125	.562	.375	45,500	12.5
	88.900	155.575	63.500	107.950	4.0	3.1	14.27	9.53	202	5.7
HCS259	3.5000	6.1250	3.0000	4.250	.156	.125	.562	.375	55,500	15
	88.900	155.575	76.200	107.950	4.0	3.1	14.27	9.53	247	6.7
HCS260	3.5000	6.1250	4.0000	4.250	.156	.125	.562	.375	72,500	19.4
	88.900	155.575	101.600	107.950	4.0	3.1	14.27	9.53	322	9
ECS606	3.5000	6.6250	2.5000	4.375	.156	.125	.750	.375	53,750	16
	88.900	168.275	63.500	111.125	4.0	3.1	19.05	9.53	239	7.2
ECS607	3.5000	6.6250	3.0000	4.375	.156	.125	.750	.375	66,750	19
	88.900	168.275	76.200	111.125	4.0	3.1	19.05	9.53	297	8.5

\* Nominal values.

## AMERICAN ROLLER BEARINGS®

### TYPE SCS, HCS, ECS



BEARING NUMBER	BORE	O.D.	WIDTH	INNER RACE O.D.	MAX. FILLET RADIUS		ROLLER DIA.	OIL HOLE DIA.	DYNAMIC CAPACITY	BEARING WEIGHT
	B	D	W	A*	Ri	Ro	Dr	P	C	M
	IN/mm	IN/mm	IN/mm	IN/mm	IN/mm	IN/mm	IN/mm	IN/mm	LBS/kN	LBS/kg
ECS608	3.5000	6.6250	4.0000	4.375	.156	.125	.750	.375	90,750	24.5
	88.900	168.275	101.600	111.125	4.0	3.1	19.05	9.53	404	11
ECS609	3.5000	6.6250	5.0000	4.375	.156	.125	.750	.375	113,000	30.5
	88.900	168.275	127.000	111.125	4.0	3.1	19.05	9.53	503	14
SCS157	3.7500	5.7500	2.0000	4.250	.125	.062	.500	.375	33,000	7.6
	95.250	146.050	50.800	107.950	3.1	1.5	12.70	9.53	147	3.5
SCS158	3.7500	5.7500	2.5000	4.250	.125	.062	.500	.375	42,000	9
	95.250	146.050	63.500	107.950	3.1	1.5	12.70	9.53	187	4
SCS159	3.7500	5.7500	3.0000	4.250	.125	.062	.500	.375	50,750	11
	95.250	146.050	76.200	107.950	3.1	1.5	12.70	9.53	226	5
SCS160	3.7500	5.7500	3.5000	4.250	.125	.062	.500	.375	58,750	12.5
	95.250	146.050	88.900	107.950	3.1	1.5	12.70	9.53	261	5.7
SCS161	3.7500	5.7500	4.0000	4.250	.125	.062	.500	.375	66,500	14
	95.250	146.050	101.600	107.950	3.1	1.5	12.70	9.53	296	6.4
HCS261	3.7500	6.3750	2.0000	4.500	.156	.125	.562	.375	34,750	11
	95.250	161.925	50.800	114.300	4.0	3.1	14.27	9.53	155	5
HCS262	3.7500	6.3750	2.5000	4.500	.156	.125	.562	.375	45,750	13
	95.250	161.925	63.500	114.300	4.0	3.1	14.27	9.53	204	6
HCS263	3.7500	6.3750	3.0000	4.500	.156	.125	.562	.375	56,000	15.5
	95.250	161.925	76.200	114.300	4.0	3.1	14.27	9.53	249	7
HCS264	3.7500	6.3750	4.0000	4.500	.156	.125	.562	.375	73,000	20.5
	95.250	161.925	101.600	114.300	4.0	3.1	14.27	9.53	325	9.3
ECS610	3.7500	7.1250	2.5000	4.750	.156	.125	.750	.437	56,250	18.4
	95.250	180.975	63.500	120.650	4.0	3.1	19.05	11.10	250	8.4
ECS611	3.7500	7.1250	3.0000	4.750	.156	.125	.750	.437	69,750	22
	95.250	180.975	76.200	120.650	4.0	3.1	19.05	11.10	310	10
ECS612	3.7500	7.1250	4.0000	4.750	.156	.125	.750	.437	95,000	29
	95.250	180.975	101.600	120.650	4.0	3.1	19.05	11.10	423	13
ECS613	3.7500	7.1250	5.0000	4.750	.156	.125	.750	.437	118,250	36
	95.250	180.975	127.000	120.650	4.0	3.1	19.05	11.10	526	16.3

\* Nominal values. \*\*2 Roller assemblies.



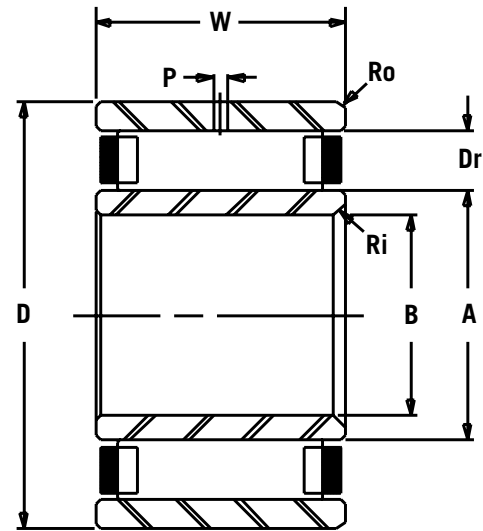
## AMERICAN ROLLER BEARINGS®

BEARING NUMBER	BORE	O.D.	WIDTH	INNER RACE O.D.	MAX. FILLET RADIUS		ROLLER DIA.	OIL HOLE DIA.	DYNAMIC CAPACITY	BEARING WEIGHT
	B	D	W	A*	Ri	Ro	Dr	P	C	M
	IN/mm	IN/mm	IN/mm	IN/mm	IN/mm	IN/mm	IN/mm	IN/mm	LBS/kN	LBS/kg
**ECS614	3.7500	7.1250	7.0000	4.750	.156	.125	.750	.437	140,250	51
	95.250	180.975	177.800	120.650	4.0	3.1	19.05	11.10	624	23
SCS162	4.0000	6.0000	2.0000	4.500	.125	.062	.500	.375	38,000	8
	101.600	152.400	50.800	114.300	3.1	1.5	12.70	9.53	169	3.6
SCS163	4.0000	6.0000	2.5000	4.500	.125	.062	.500	.375	48,000	9.7
	101.600	152.400	63.500	114.300	3.1	1.5	12.70	9.53	214	4.4
SCS164	4.0000	6.0000	3.0000	4.500	.125	.062	.500	.375	58,500	11.4
	101.600	152.400	76.200	114.300	3.1	1.5	12.70	9.53	260	5.2
SCS165	4.0000	6.0000	3.5000	4.500	.125	.062	.500	.375	67,000	13
	101.600	152.400	88.900	114.300	3.1	1.5	12.70	9.53	298	5.9
SCS166	4.0000	6.0000	4.0000	4.500	.125	.062	.500	.375	76,500	14.7
	101.600	152.400	101.600	114.300	3.1	1.5	12.70	9.53	340	6.7
HCS269	4.0000	6.7500	2.0000	4.750	.156	.125	.625	.375	45,500	12
	101.600	171.450	50.800	120.650	4.0	3.1	15.88	9.53	202	5.4
HCS270	4.0000	6.7500	2.5000	4.750	.156	.125	.625	.375	60,000	14.6
	101.600	171.450	63.500	120.650	4.0	3.1	15.88	9.53	267	6.6
HCS271	4.0000	6.7500	3.0000	4.750	.156	.125	.625	.375	73,500	17.4
	101.600	171.450	76.200	120.650	4.0	3.1	15.88	9.53	327	8
HCS272	4.0000	6.7500	4.0000	4.750	.156	.125	.625	.375	96,500	23
	101.600	171.450	101.600	120.650	4.0	3.1	15.88	9.53	429	10.4
ECS615	4.0000	7.3750	2.5000	5.000	.156	.125	.750	.437	64,000	19
	101.600	187.325	63.500	127.000	4.0	3.1	19.05	11.10	285	8.7
ECS616	4.0000	7.3750	3.0000	5.000	.156	.125	.750	.437	80,000	23
	101.600	187.325	76.200	127.000	4.0	3.1	19.05	11.10	356	10.4
ECS617	4.0000	7.3750	4.0000	5.000	.156	.125	.750	.437	108,000	30
	101.600	187.325	101.600	127.000	4.0	3.1	19.05	11.10	480	13.7
ECS618	4.0000	7.3750	5.0000	5.000	.156	.125	.750	.437	134,000	37.5
	101.600	187.325	127.000	127.000	4.0	3.1	19.05	11.10	596	17
**ECS619	4.0000	7.3750	7.0000	5.000	.156	.125	.750	.437	160,000	53
	101.600	187.325	177.800	127.000	4.0	3.1	19.05	11.10	712	24
HCS273	4.2500	7.0000	2.5000	5.000	.156	.125	.625	.437	60,000	15.5
	107.950	177.800	63.500	127.000	4.0	3.1	15.88	11.10	267	7
HCS274	4.2500	7.0000	3.0000	5.000	.156	.125	.625	.437	73,500	18.4
	107.950	177.800	76.200	127.000	4.0	3.1	15.88	11.10	327	8
HCS275	4.2500	7.0000	4.0000	5.000	.156	.125	.625	.437	95,000	24
	107.950	177.800	101.600	127.000	4.0	3.1	15.88	11.10	423	11
HCS276	4.2500	7.0000	5.0000	5.000	.156	.125	.625	.437	120,000	30
	107.950	177.800	127.000	127.000	4.0	3.1	15.88	11.10	534	13.5
ECS620	4.2500	7.6250	3.0000	5.250	.156	.125	.750	.437	83,000	24
	107.950	193.675	76.200	133.350	4.0	3.1	19.05	11.10	369	11
ECS621	4.2500	7.6250	4.0000	5.250	.156	.125	.750	.437	112,000	31.5
	107.950	193.675	101.600	133.350	4.0	3.1	19.05	11.10	498	14

\* Nominal values. \*\*2 Roller assemblies.

## AMERICAN ROLLER BEARINGS®

### TYPE SCS, HCS, ECS



BEARING NUMBER	BORE	O.D.	WIDTH	INNER RACE O.D.	MAX. FILLET RADIUS		ROLLER DIA.	OIL HOLE DIA.	DYNAMIC CAPACITY	BEARING WEIGHT
	B	D	W	A*	Ri	Ro	Dr	P	C	M
	IN/mm	IN/mm	IN/mm	IN/mm	IN/mm	IN/mm	IN/mm	IN/mm	LBS/kN	LBS/kg
ECS622	4.2500	7.6250	5.0000	5.250	.156	.125	.750	.437	140,000	39
	107.950	193.675	127.000	133.350	4.0	3.1	19.05	11.10	623	17.5
**ECS623	4.2500	7.6250	7.0000	5.250	.156	.125	.750	.437	166,000	55.5
	107.950	193.675	177.800	133.350	4.0	3.1	19.05	11.10	738	25.2
HCS281	4.5000	7.2500	2.5000	5.250	.156	.125	.625	.437	61,000	16
	114.300	184.150	63.500	133.350	4.0	3.1	15.88	11.10	271	7.5
HCS282	4.5000	7.2500	3.0000	5.250	.156	.125	.625	.437	75,000	19
	114.300	184.150	76.200	133.350	4.0	3.1	15.88	11.10	334	8.7
HCS283	4.5000	7.2500	4.0000	5.250	.156	.125	.625	.437	98,000	25
	114.300	184.150	101.600	133.350	4.0	3.1	15.88	11.10	436	11.5
HCS284	4.5000	7.2500	5.0000	5.250	.156	.125	.625	.437	125,000	31
	114.300	184.150	127.000	133.350	4.0	3.1	15.88	11.10	556	14
ECS624	4.5000	8.5000	3.0000	5.750	.156	.125	.875	.437	95,000	31
	114.300	215.900	76.200	146.050	4.0	3.1	22.23	11.10	423	14
ECS625	4.5000	8.5000	4.0000	5.750	.156	.125	.875	.437	129,000	41
	114.300	215.900	101.600	146.050	4.0	3.1	22.23	11.10	574	18.5
ECS626	4.5000	8.5000	5.0000	5.750	.156	.125	.875	.437	186,000	51
	114.300	215.900	127.000	146.050	4.0	3.1	22.23	11.10	827	23
**ECS627	4.5000	8.5000	7.0000	5.750	.156	.125	.875	.437	220,000	72.5
	114.300	215.900	177.800	146.050	4.0	3.1	22.23	11.10	979	33
HCS285	4.7500	7.5000	2.5000	5.500	.156	.125	.625	.437	63,000	17
	120.650	190.500	63.500	139.700	4.0	3.1	15.88	11.10	280	7.7
HCS286	4.7500	7.5000	3.0000	5.500	.156	.125	.625	.437	78,000	20
	120.650	190.500	76.200	139.700	4.0	3.1	15.88	11.10	347	9
HCS287	4.7500	7.5000	4.0000	5.500	.156	.125	.625	.437	100,000	26
	120.650	190.500	101.600	139.700	4.0	3.1	15.88	11.10	445	12
HCS288	4.7500	7.5000	5.0000	5.500	.156	.125	.625	.437	127,000	32
	120.650	190.500	127.000	139.700	4.0	3.1	15.88	11.10	565	14.5
ECS628	4.7500	8.7500	3.0000	6.000	.156	.125	.875	.437	98,000	32.5
	120.650	222.250	76.200	152.400	4.0	3.1	22.23	11.10	436	15

\* Nominal values. \*\*2 Roller assemblies.

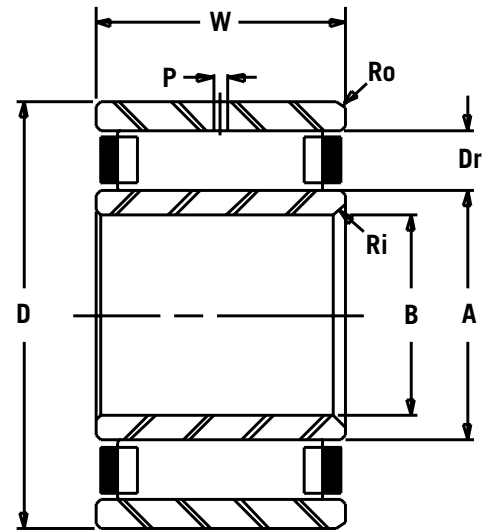
## AMERICAN ROLLER BEARINGS®

BEARING NUMBER	BORE	O.D.	WIDTH	INNER RACE O.D.	MAX. FILLET RADIUS		ROLLER DIA.	OIL HOLE DIA.	DYNAMIC CAPACITY	BEARING WEIGHT
	B	D	W	A*	Ri	Ro	Dr	P	C	M
	IN/mm	IN/mm	IN/mm	IN/mm	IN/mm	IN/mm	IN/mm	IN/mm	LBS/kN	LBS/kg
ECS629	4.7500	8.7500	4.0000	6.000	.156	.125	.875	.437	134,000	42.5
	120.650	222.250	101.600	152.400	4.0	3.1	22.23	11.10	596	19
ECS630	4.7500	8.7500	5.0000	6.000	.156	.125	.875	.437	166,000	53
	120.650	222.250	127.000	152.400	4.0	3.1	22.23	11.10	738	24
**ECS631	4.7500	8.7500	7.0000	6.000	.156	.125	.875	.437	196,000	75
	120.650	222.250	177.800	152.400	4.0	3.1	22.23	11.10	872	34
HCS294	5.0000	8.2500	3.0000	5.875	.187	.125	.750	.437	85,000	26
	127.000	209.550	76.200	149.225	4.7	3.1	19.05	11.10	378	12
HCS295	5.0000	8.2500	4.0000	5.875	.187	.125	.750	.437	116,000	34
	127.000	209.550	101.600	149.225	4.7	3.1	19.05	11.10	516	15.5
HCS296	5.0000	8.2500	5.0000	5.875	.187	.125	.750	.437	146,000	42
	127.000	209.550	127.000	149.225	4.7	3.1	19.05	11.10	649	19
HCS297	5.0000	8.2500	6.0000	5.875	.187	.125	.750	.437	173,000	50
	127.000	209.550	152.400	149.225	4.7	3.1	19.05	11.10	770	22.5
**HCS298	5.0000	8.2500	8.0000	5.875	.187	.125	.750	.437	200,000	68
	127.000	209.550	203.200	149.225	4.7	3.1	19.05	11.10	890	31
ECS632	5.0000	9.2500	3.5000	6.250	.187	.125	1.000	.437	114,000	42.5
	127.000	234.950	88.900	158.750	4.7	3.1	25.40	11.10	507	19
ECS633	5.0000	9.2500	4.0000	6.250	.187	.125	1.000	.437	134,000	48
	127.000	234.950	101.600	158.750	4.7	3.1	25.40	11.10	596	22
ECS634	5.0000	9.2500	5.0000	6.250	.187	.125	1.000	.437	170,000	60
	127.000	234.950	127.000	158.750	4.7	3.1	25.40	11.10	756	27
ECS635	5.0000	9.2500	6.0000	6.250	.187	.125	1.000	.437	204,000	71
	127.000	234.950	152.400	158.750	4.7	3.1	25.40	11.10	907	32
**ECS636	5.0000	9.2500	8.0000	6.250	.187	.125	1.000	.437	228,000	96.5
	127.000	234.950	203.200	158.750	4.7	3.1	25.40	11.10	1,014	44
HCS299	5.2500	8.5000	3.0000	6.125	.187	.125	.750	.437	88,000	27
	133.350	215.900	76.200	155.575	4.7	3.1	19.05	11.10	391	12
HCS300	5.2500	8.5000	4.0000	6.125	.187	.125	.750	.437	120,000	35
	133.350	215.900	101.600	155.575	4.7	3.1	19.05	11.10	534	16
HCS301	5.2500	8.5000	5.0000	6.125	.187	.125	.750	.437	150,000	43
	133.350	215.900	127.000	155.575	4.7	3.1	19.05	11.10	667	19.5
HCS302	5.2500	8.5000	6.0000	6.125	.187	.125	.750	.437	176,000	51.5
	133.350	215.900	152.400	155.575	4.7	3.1	19.05	11.10	783	23
**HCS303	5.2500	8.5000	8.0000	6.125	.187	.125	.750	.437	204,000	70
	133.350	215.900	203.200	155.575	4.7	3.1	19.05	11.10	907	32
ECS637	5.2500	9.5000	3.5000	6.500	.187	.125	1.000	.437	118,000	44
	133.350	241.300	88.900	165.100	4.7	3.1	25.40	11.10	525	20
ECS638	5.2500	9.5000	4.0000	6.500	.187	.125	1.000	.437	137,000	50
	133.350	241.300	101.600	165.100	4.7	3.1	25.40	11.10	609	22.5
ECS639	5.2500	9.5000	5.0000	6.500	.187	.125	1.000	.437	176,000	61.5
	133.350	241.300	127.000	165.100	4.7	3.1	25.40	11.10	783	28

\* Nominal values. \*\*2 Roller assemblies.

## AMERICAN ROLLER BEARINGS®

### TYPE SCS, HCS, EGS



CYLINDRICAL  
ROLLER BEARINGS

BEARING NUMBER	BORE	O.D.	WIDTH	INNER RACE O.D.	MAX. FILLET RADIUS		ROLLER DIA.	OIL HOLE DIA.	DYNAMIC CAPACITY	BEARING WEIGHT
	B	D	W	A*	Ri	Ro	Dr	P	C	M
	IN/mm	IN/mm	IN/mm	IN/mm	IN/mm	IN/mm	IN/mm	IN/mm	LBS/kN	LBS/kg
ECS640	5.2500	9.5000	6.0000	6.500	.187	.125	1.000	.437	212,000	73.5
	133.350	241.300	152.400	165.100	4.7	3.1	25.40	11.10	943	33
**ECS641	5.2500	9.5000	8.0000	6.500	.187	.125	1.000	.437	236,000	100
	133.350	241.300	203.200	165.100	4.7	3.1	25.40	11.10	1050	45
HCS304	5.5000	8.7500	3.0000	6.375	.187	.125	.750	.437	90,000	28
	139.700	222.250	76.200	161.925	4.7	3.1	19.05	11.10	400	12.6
HCS305	5.5000	8.7500	4.0000	6.375	.187	.125	.750	.437	122,000	36.5
	139.700	222.250	101.600	161.925	4.7	3.1	19.05	11.10	543	16.6
HCS306	5.5000	8.7500	5.0000	6.375	.187	.125	.750	.437	153,000	45
	139.700	222.250	127.000	161.925	4.7	3.1	19.05	11.10	681	20.5
HCS307	5.5000	8.7500	6.0000	6.375	.187	.125	.750	.437	183,000	53.5
	139.700	222.250	152.400	161.925	4.7	3.1	19.05	11.10	814	24
**HCS308	5.5000	8.7500	8.0000	6.375	.187	.125	.750	.437	212,000	73
	139.700	222.250	203.200	161.925	4.7	3.1	19.05	11.10	943	33
ECS642	5.5000	9.7500	3.5000	6.750	.187	.125	1.000	.437	125,000	45.5
	139.700	247.650	88.900	171.450	4.7	3.1	25.40	11.10	556	20.5
ECS643	5.5000	9.7500	4.0000	6.750	.187	.125	1.000	.437	143,000	51.5
	139.700	247.650	101.600	171.450	4.7	3.1	25.40	11.10	636	23.5
ECS644	5.5000	9.7500	5.0000	6.750	.187	.125	1.000	.437	183,000	63.5
	139.700	247.650	127.000	171.450	4.7	3.1	25.40	11.10	814	29
ECS645	5.5000	9.7500	6.0000	6.750	.187	.125	1.000	.437	220,000	75.6
	139.700	247.650	152.400	171.450	4.7	3.1	25.40	11.10	979	34
**ECS646	5.5000	9.7500	8.0000	6.750	.187	.125	1.000	.437	250,000	103
	139.700	247.650	203.200	171.450	4.7	3.1	25.40	11.10	1112	46.5
HCS309	5.7500	9.0000	3.0000	6.625	.187	.125	.750	.437	93,000	29
	146.050	228.600	76.200	168.275	4.7	3.1	19.05	11.10	414	13
HCS310	5.7500	9.0000	4.0000	6.625	.187	.125	.750	.437	127,000	37.5
	146.050	228.600	101.600	168.275	4.7	3.1	19.05	11.10	565	17
HCS311	5.7500	9.0000	5.0000	6.625	.187	.125	.750	.437	156,000	46.5
	146.050	228.600	127.000	168.275	4.7	3.1	19.05	11.10	694	21

\* Nominal values. \*\*2 Roller assemblies.

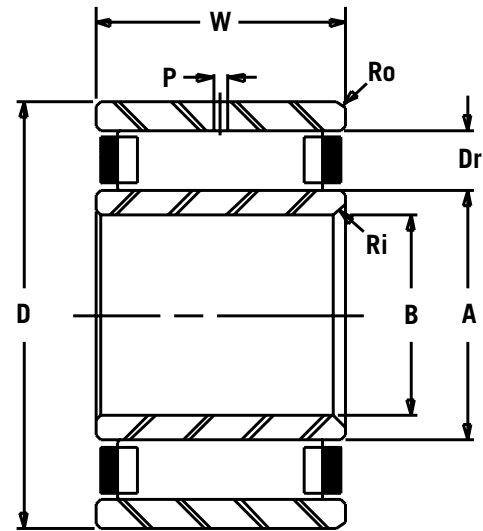
## AMERICAN ROLLER BEARINGS®

BEARING NUMBER	BORE	O.D.	WIDTH	INNER RACE O.D.	MAX. FILLET RADIUS		ROLLER DIA.	OIL HOLE DIA.	DYNAMIC CAPACITY	BEARING WEIGHT
	B	D	W	A*	Ri	Ro	Dr	P	C	M
	IN/mm	IN/mm	IN/mm	IN/mm	IN/mm	IN/mm	IN/mm	IN/mm	LBS/kN	LBS/kg
HCS312	5.7500	9.0000	6.0000	6.625	.187	.125	.750	.437	186,000	55
	146.050	228.600	152.400	168.275	4.7	3.1	19.05	11.10	827	25
**HCS313	5.7500	9.0000	8.0000	6.625	.187	.125	.750	.437	216,000	75
	146.050	228.600	203.200	168.275	4.7	3.1	19.05	11.10	961	34
HCS314	6.0000	9.5000	3.0000	7.000	.187	.125	.750	.437	95,000	32.5
	152.400	241.300	76.200	177.800	4.7	3.1	19.05	11.10	423	15
HCS315	6.0000	9.5000	4.0000	7.000	.187	.125	.750	.437	129,000	43
	152.400	241.300	101.600	177.800	4.7	3.1	19.05	11.10	574	19.5
HCS316	6.0000	9.5000	5.0000	7.000	.187	.125	.750	.437	160,000	53
	152.400	241.300	127.000	177.800	4.7	3.1	19.05	11.10	712	24
HCS317	6.0000	9.5000	6.0000	7.000	.187	.125	.750	.437	190,000	63.5
	152.400	241.300	152.400	177.800	4.7	3.1	19.05	11.10	845	29
**HCS318	6.0000	9.5000	8.0000	7.000	.187	.125	.750	.437	220,000	86
	152.400	241.300	203.200	177.800	4.7	3.1	19.05	11.10	979	39
HCS319	6.0000	10.0000	4.0000	7.000	.187	.125	1.000	.500	137,000	51.5
	152.400	254.000	101.600	177.800	4.7	3.1	25.40	12.70	609	23
HCS320	6.0000	10.0000	5.0000	7.000	.187	.125	1.000	.500	173,000	63
	152.400	254.000	127.000	177.800	4.7	3.1	25.40	12.70	770	28.6
HCS321	6.0000	10.0000	6.0000	7.000	.187	.125	1.000	.500	208,000	74.5
	152.400	254.000	152.400	177.800	4.7	3.1	25.40	12.70	925	34
**HCS322	6.0000	10.0000	8.0000	7.000	.187	.125	1.000	.500	236,000	103
	152.400	254.000	203.200	177.800	4.7	3.1	25.40	12.70	1050	46.6
ECS647	6.0000	10.7500	4.0000	7.375	.187	.125	1.125	.500	156,000	64
	152.400	273.050	101.600	187.325	4.7	3.1	28.58	12.70	694	29
ECS648	6.0000	10.7500	5.0000	7.375	.187	.125	1.125	.500	200,000	78.5
	152.400	273.050	127.000	187.325	4.7	3.1	28.58	12.70	890	35.6
ECS649	6.0000	10.7500	6.0000	7.375	.187	.125	1.125	.500	240,000	93.6
	152.400	273.050	152.400	187.325	4.7	3.1	28.58	12.70	1068	42.5
**ECS650	6.0000	10.7500	8.0000	7.375	.187	.125	1.125	.500	270,000	128
	152.400	273.050	203.200	187.325	4.7	3.1	28.58	12.70	1201	58
HCS323	6.5000	10.5000	4.0000	7.500	.187	.125	1.000	.500	150,000	54.5
	165.100	266.700	101.600	190.500	4.7	3.1	25.40	12.70	667	25
HCS324	6.5000	10.5000	5.0000	7.500	.187	.125	1.000	.500	190,000	67
	165.100	266.700	127.000	190.500	4.7	3.1	25.40	12.70	845	30.5
HCS325	6.5000	10.5000	6.0000	7.500	.187	.125	1.000	.500	224,000	79.5
	165.100	266.700	152.400	190.500	4.7	3.1	25.40	12.70	996	36
**HCS326	6.5000	10.5000	8.0000	7.500	.187	.125	1.000	.500	255,000	109
	165.100	266.700	203.200	190.500	4.7	3.1	25.40	12.70	1134	49.5
ECS651	6.5000	11.2500	4.0000	7.875	.187	.125	1.125	.500	170,000	67.5
	165.100	285.750	101.600	200.025	4.7	3.1	28.58	12.70	756	30.5
ECS652	6.5000	11.2500	5.0000	7.875	.187	.125	1.125	.500	216,000	83.5
	165.100	285.750	127.000	200.025	4.7	3.1	28.58	12.70	961	38

\* Nominal values. \*\*2 Roller assemblies.

## AMERICAN ROLLER BEARINGS®

### TYPE SCS, HCS, ECS



CYLINDRICAL  
ROLLER BEARINGS

BEARING NUMBER	BORE	O.D.	WIDTH	INNER RACE O.D.	MAX. FILLET RADIUS		ROLLER DIA.	OIL HOLE DIA.	DYNAMIC CAPACITY	BEARING WEIGHT
	B	D	W	A*	Ri	Ro	Dr	P	C	M
	IN/mm	IN/mm	IN/mm	IN/mm	IN/mm	IN/mm	IN/mm	IN/mm	LBS/kN	LBS/kg
ECS653	6.5000	11.2500	6.0000	7.875	.187	.125	1.125	.500	260,000	100
	165.100	285.750	152.400	200.025	4.7	3.1	28.58	12.70	1157	45
**ECS654	6.5000	11.2500	8.0000	7.875	.187	.125	1.125	.500	290,000	135.5
	165.100	285.750	203.200	200.025	4.7	3.1	28.58	12.70	1290	61.5
HCS327	7.0000	11.0000	4.0000	8.000	.187	.125	1.000	.500	153,000	58
	177.800	279.400	101.600	203.200	4.7	3.1	25.40	12.70	681	26
HCS328	7.0000	11.0000	5.0000	8.000	.187	.125	1.000	.500	193,000	71
	177.800	279.400	127.000	203.200	4.7	3.1	25.40	12.70	859	32
HCS329	7.0000	11.0000	6.0000	8.000	.187	.125	1.000	.500	232,000	84
	177.800	279.400	152.400	203.200	4.7	3.1	25.40	12.70	1032	38
**HCS330	7.0000	11.0000	8.0000	8.000	.187	.125	1.000	.500	260,000	115.5
	177.800	279.400	203.200	203.200	4.7	3.1	25.40	12.70	1157	52.5
ECS655	7.0000	12.2500	4.0000	8.500	.187	.125	1.250	.500	190,000	81
	177.800	311.150	101.600	215.900	4.7	3.1	31.75	12.70	845	37
ECS656	7.0000	12.2500	5.0000	8.500	.187	.125	1.250	.500	240,000	99
	177.800	311.150	127.000	215.900	4.7	3.1	31.75	12.70	1068	45
ECS657	7.0000	12.2500	6.0000	8.500	.187	.125	1.250	.500	290,000	117
	177.800	311.150	152.400	215.900	4.7	3.1	31.75	12.70	1290	53
ECS658	7.0000	12.2500	7.0000	8.500	.187	.125	1.250	.500	335,000	135
	177.800	311.150	177.800	215.900	4.7	3.1	31.75	12.70	1490	61
**ECS659	7.0000	12.2500	9.0000	8.500	.187	.125	1.250	.500	375,000	180
	177.800	311.150	228.600	215.900	4.7	3.1	31.75	12.70	1668	81.5
HCS331	7.5000	11.5000	4.0000	8.500	.187	.125	1.000	.500	156,000	61
	190.500	292.100	101.600	215.900	4.7	3.1	25.40	12.70	694	27.5
HCS332	7.5000	11.5000	5.0000	8.500	.187	.125	1.000	.500	200,000	74.5
	190.500	292.100	127.000	215.900	4.7	3.1	25.40	12.70	890	34
HCS333	7.5000	11.5000	6.0000	8.500	.187	.125	1.000	.500	236,000	88.5
	190.500	292.100	152.400	215.900	4.7	3.1	25.40	12.70	1050	40
**HCS334	7.5000	11.5000	8.0000	8.500	.187	.125	1.000	.500	270,000	122
	190.500	292.100	203.200	215.900	4.7	3.1	25.40	12.70	1201	55

\* Nominal values. \*\*2 Roller assemblies.

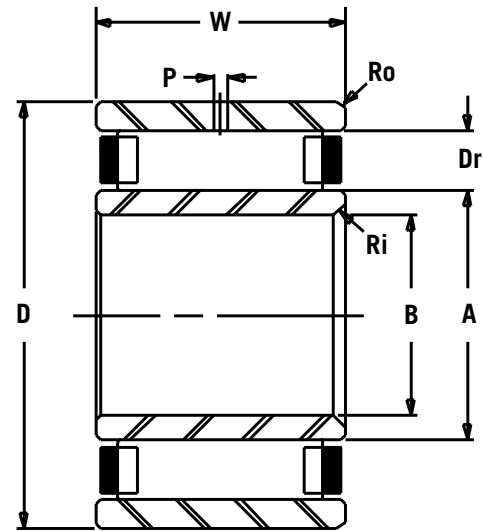
## AMERICAN ROLLER BEARINGS®

BEARING NUMBER	BORE	O.D.	WIDTH	INNER RACE O.D.	MAX. FILLET RADIUS		ROLLER DIA.	OIL HOLE DIA.	DYNAMIC CAPACITY	BEARING WEIGHT
	B	D	W	A*	Ri	Ro				
	IN/mm	IN/mm	IN/mm	IN/mm	IN/mm	IN/mm				
ECS660	7.5000	12.7500	4.0000	9.000	.187	.125	1.250	.500	196,000	85
	190.500	323.850	101.600	228.600	4.7	3.1	31.75	12.70	872	38.5
ECS661	7.5000	12.7500	5.0000	9.000	.187	.125	1.250	.500	250,000	104.5
	190.500	323.850	127.000	228.600	4.7	3.1	31.75	12.70	1112	47.5
ECS662	7.5000	12.7500	6.0000	9.000	.187	.125	1.250	.500	300,000	124
	190.500	323.850	152.400	228.600	4.7	3.1	31.75	12.70	1334	56
ECS663	7.5000	12.7500	7.0000	9.000	.187	.125	1.250	.500	345,000	143
	190.500	323.850	177.800	228.600	4.7	3.1	31.75	12.70	1535	65
**ECS664	7.5000	12.7500	10.0000	9.000	.187	.125	1.250	.500	425,000	209
	190.500	323.850	254.000	228.600	4.7	3.1	31.75	12.70	1890	95
HCS335	8.0000	12.0000	4.0000	9.000	.187	.125	1.000	.500	166,000	64
	203.200	304.800	101.600	228.600	4.7	3.1	25.40	12.70	738	29
HCS336	8.0000	12.0000	5.0000	9.000	.187	.125	1.000	.500	212,000	79
	203.200	304.800	127.000	228.600	4.7	3.1	25.40	12.70	943	36
HCS337	8.0000	12.0000	6.0000	9.000	.187	.125	1.000	.500	250,000	94
	203.200	304.800	152.400	228.600	4.7	3.1	25.40	12.70	1112	42.6
**HCS338	8.0000	12.0000	8.0000	9.000	.187	.125	1.000	.500	285,000	128.5
	203.200	304.800	203.200	228.600	4.7	3.1	25.40	12.70	1268	58
ECS665	8.0000	13.5000	5.0000	9.500	.250	.187	1.375	.562	265,000	118.5
	203.200	342.900	127.000	241.300	6.4	4.7	34.93	14.27	1179	54
ECS666	8.0000	13.5000	6.0000	9.500	.250	.187	1.375	.562	315,000	141.5
	203.200	342.900	152.400	241.300	6.4	4.7	34.93	14.27	1401	64
ECS667	8.0000	13.5000	7.0000	9.500	.250	.187	1.375	.562	365,000	164
	203.200	342.900	177.800	241.300	6.4	4.7	34.93	14.27	1624	74.5
**ECS668	8.0000	13.5000	10.0000	9.500	.250	.187	1.375	.562	455,000	237
	203.200	342.900	254.000	241.300	6.4	4.7	34.93	14.27	2024	107.6
ECS669	8.5000	14.0000	5.0000	10.000	.250	.187	1.375	.562	275,000	124
	215.900	355.600	127.000	254.000	6.4	4.7	34.93	14.27	1223	56
ECS670	8.5000	14.0000	6.0000	10.000	.250	.187	1.375	.562	325,000	147.5
	215.900	355.600	152.400	254.000	6.4	4.7	34.93	14.27	1446	67
ECS671	8.5000	14.0000	7.0000	10.000	.250	.187	1.375	.562	380,000	171
	215.900	355.600	177.800	254.000	6.4	4.7	34.93	14.27	1690	77.5
**ECS672	8.5000	14.0000	10.0000	10.000	.250	.187	1.375	.562	475,000	248
	215.900	355.600	254.000	254.000	6.4	4.7	34.93	14.27	2113	112.5
ECS673	9.0000	14.5000	5.0000	10.500	.250	.187	1.375	.562	285,000	129.5
	228.600	368.300	127.000	266.700	6.4	4.7	34.93	14.27	1268	59
ECS674	9.0000	14.5000	6.0000	10.500	.250	.187	1.375	.562	335,000	153.5
	228.600	368.300	152.400	266.700	6.4	4.7	34.93	14.27	1490	69.5
ECS675	9.0000	14.5000	7.0000	10.500	.250	.187	1.375	.562	390,000	178
	228.600	368.300	177.800	266.700	6.4	4.7	34.93	14.27	1735	80.5
**ECS676	9.0000	14.5000	10.0000	10.500	.250	.187	1.375	.562	490,000	259.5
	228.600	368.300	254.000	266.700	6.4	4.7	34.93	14.27	2180	117.5

\* Nominal values. \*\*2 Roller assemblies.

## AMERICAN ROLLER BEARINGS®

TYPE SCS, HCS, ECS



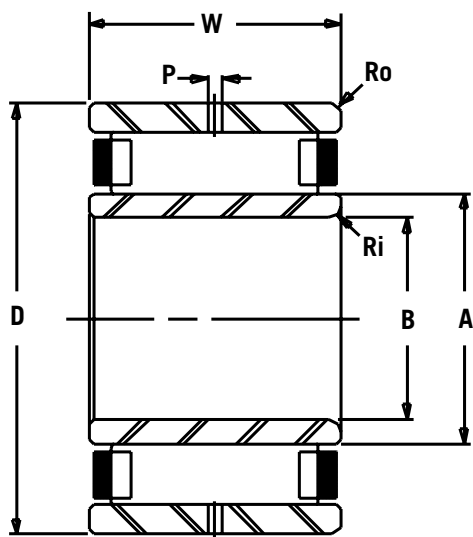
CYLINDRICAL  
ROLLER BEARINGS

BEARING NUMBER	BORE	O.D.	WIDTH	INNER RACE O.D.	MAX. FILLET RADIUS		ROLLER DIA.	OIL HOLE DIA.	DYNAMIC CAPACITY	BEARING WEIGHT
	B	D	W	A*	Ri	Ro	Dr	P	C	M
	IN/mm	IN/mm	IN/mm	IN/mm	IN/mm	IN/mm	IN/mm	IN/mm	LBS/kN	LBS/kg
ECS677	10.0000	16.1250	5.0000	11.750	.312	.187	1.500	.625	280,000	160.5
	254.000	409.575	127.000	298.450	7.9	4.7	38.10	15.88	1245	73
ECS678	10.0000	16.1250	6.0000	11.750	.312	.187	1.500	.625	340,000	188.5
	254.000	409.575	152.400	298.450	7.9	4.7	38.10	15.88	1512	85.5
ECS679	10.0000	16.1250	7.0000	11.750	.312	.187	1.500	.625	400,000	216.5
	254.000	409.575	177.800	298.450	7.9	4.7	38.10	15.88	1779	98
ECS680	10.0000	16.1250	8.0000	11.750	.312	.187	1.500	.625	450,000	244.5
	254.000	409.575	203.200	298.450	7.9	4.7	38.10	15.88	2002	111
**ECS681	10.0000	16.1250	10.0000	11.750	.312	.187	1.500	.625	480,000	321
	254.000	409.575	254.000	298.450	7.9	4.7	38.10	15.88	2135	145.6
ECS682	11.0000	17.1250	5.0000	12.750	.312	.187	1.500	.625	300,000	173
	279.400	434.975	127.000	323.850	7.9	4.7	38.10	15.88	1334	78.5
ECS683	11.0000	17.1250	6.0000	12.750	.312	.187	1.500	.625	360,000	203.5
	279.400	434.975	152.400	323.850	7.9	4.7	38.10	15.88	1601	92
ECS684	11.0000	17.1250	7.0000	12.750	.312	.187	1.500	.625	415,000	234
	279.400	434.975	177.800	323.850	7.9	4.7	38.10	15.88	1846	106
ECS685	11.0000	17.1250	8.0000	12.750	.312	.187	1.500	.625	475,000	264.5
	279.400	434.975	203.200	323.850	7.9	4.7	38.10	15.88	2113	120
**ECS686	11.0000	17.1250	10.0000	12.750	.312	.187	1.500	.625	510,000	345.5
	279.400	434.975	254.000	323.850	7.9	4.7	38.10	15.88	2269	157
ECS687	12.0000	18.7500	6.0000	14.000	.312	.250	1.625	.625	405,000	250
	304.800	476.250	152.400	355.600	7.9	6.4	41.28	15.88	1802	113
ECS688	12.0000	18.7500	7.0000	14.000	.312	.250	1.625	.625	475,000	288
	304.800	476.250	177.800	355.600	7.9	6.4	41.28	15.88	2113	130.5
ECS689	12.0000	18.7500	8.0000	14.000	.312	.250	1.625	.625	540,000	326
	304.800	476.250	203.200	355.600	7.9	6.4	41.28	15.88	2402	148
ECS690	12.0000	18.7500	9.0000	14.000	.312	.250	1.625	.625	600,000	364
	304.800	476.250	228.600	355.600	7.9	6.4	41.28	15.88	2669	165
**ECS691	12.0000	18.7500	12.0000	14.000	.312	.250	1.625	.625	695,000	500
	304.800	476.250	304.800	355.600	7.9	6.4	41.28	15.88	3091	226.5

\* Nominal values. \*\*2 Roller assemblies.



## AMERICAN ROLLER BEARINGS®



### TYPE HCS

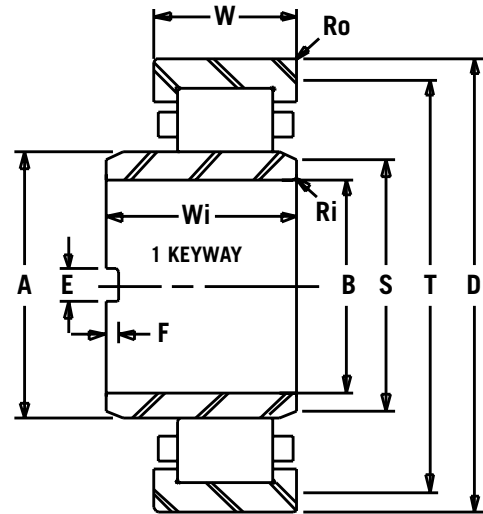
CYLINDRICAL  
ROLLER BEARINGS

BEARING NUMBER	BORE	O.D.	WIDTH	INNER RACE O.D.	MAX. FILLET RADIUS		OIL HOLE DIA.	REF. NUMBER	DYNAMIC CAPACITY	BEARING WEIGHT
	B	D	W	A*	Ri	Ro	P		C	M
	IN/mm	IN/mm	IN/mm	IN/mm	IN/mm	IN/mm	IN/mm		LBS/kN	LBS/kg
HCS21	4.2500 107.950	7.0000 177.800	2.6250 66.675	5.000 127.000	.156 4.0	.080 2.0	.375 9.53	75021	73,500 327	16 7
HCS23	4.6250 117.475	7.6250 193.675	2.8750 73.025	5.500 139.700	.187 4.7	.080 3.0	.375 9.53	75523	83,000 369	21 10
HCS24	5.1250 130.175	8.2500 209.550	3.0000 76.200	6.000 152.400	.187 4.7	.100 2.5	.375 9.53	76024	91,500 407	25 11
HCS25	5.5000 139.700	9.0000 228.600	3.1250 79.375	6.500 165.100	.187 4.7	.100 2.5	.375 9.53	76525	106,000 472	32 14
HCS26	6.0000 152.400	9.5000 241.300	3.2500 82.550	7.000 177.800	.250 6.4	.100 2.5	.375 9.53	77026	116,000 516	35.4 16
HCS28	6.5000 165.100	10.1250 257.175	3.5000 88.900	7.500 190.500	.250 6.4	.120 3.0	.375 9.53	77528	137,000 609	42 19
HCS30	6.8750 174.625	10.8750 276.225	3.7500 95.250	8.000 203.200	.250 6.4	.120 3.0	.437 11.10	78030	146,000 649	53.5 24
HCS32	7.3750 187.325	11.3750 288.925	4.0000 101.600	8.500 215.900	.312 4.0	.120 4.0	.437 11.10	78532	166,000 738	60 27
HCS34	7.7500 196.850	12.2500 311.150	4.2500 107.950	9.000 228.600	.312 4.0	.120 4.0	.437 11.10	79034	193,000 859	76.7 35
HCS36	8.6250 219.075	13.3750 339.725	4.5000 114.300	10.000 254.000	.375 3.0	.120 3.0	.437 11.10	710036	204,000 907	94.5 43
HCS40	9.5000 241.300	14.7500 374.650	5.0000 127.000	11.000 279.400	.375 3.0	.120 3.0	.500 12.70	711040	250,000 1112	127.5 58
HCS44	10.5000 266.700	16.0000 406.400	5.5000 139.700	12.000 304.800	.375 3.0	.160 3.0	.500 12.70	712044	315,000 1401	161 73
HCS52	12.2500 311.150	18.5000 469.900	6.5000 165.100	14.000 355.600	.500 5.0	.160 5.0	.500 12.70	714052	425,000 1890	250.5 114

\* Nominal values.

## AMERICAN ROLLER BEARINGS®

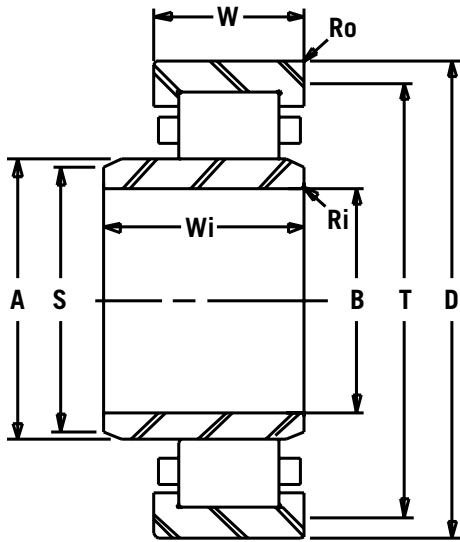
### TYPE AD LINE SHAFT



BEARING NUMBER	BORE	O.D.	OUTER RACE	INNER RACE	INNER RACE O.D.	MAX. FILLET RADIUS		SHLDR. DIAS. SHAFT HSNQ.		KEYWAY		DYNAMIC CAPACITY	BEARING WEIGHT
	B	D	W	Wi	A	Ri	Ro	S	T	E	F	C	M
	mm/IN	mm/IN	mm/IN	mm/IN	mm/IN	mm/IN	mm/IN	mm/IN	mm/IN	mm/IN	mm/IN	kN/LBS	kg/LBS
AD5218SM17	88.920 3.5008	160.000 6.2992	52.388 2.0625	63.500 2.500	107.061 4.215	3.1 .125	2.0 .080	102.11 4.02	138.94 5.47	22.73 0.895	8.86 .349	298 67,000	5 11
AD5219SM16	95.270 3.7508	170.000 6.6929	55.563 2.1875	69.850 2.750	113.335 4.462	3.1 .125	2.0 .080	107.95 4.25	151.64 5.97	25.91 1.02	9.65 .380	340 76,500	6 13
AD5220SM16	101.620 4.0008	180.000 7.0866	60.325 2.3750	76.200 3.000	120.802 4.756	4.0 .160	2.0 .080	115.57 4.55	159.00 6.26	25.91 1.02	9.65 .380	356 80,000	7.3 16
AD5222SM18	114.320 4.5008	200.000 7.8740	69.850 2.7500	82.550 3.250	132.740 5.226	4.0 .160	2.0 .080	127.51 5.02	177.29 6.98	29.08 1.145	9.65 .380	498 112,000	10.4 23
AD5222SM22*	114.320 4.5008	200.000 7.8740	69.850 2.7500	82.550 3.250	132.740 5.226	4.0 .160	2.0 .080	127.51 5.02	177.29 6.98	29.08 1.145	9.65 .380	498 112,000	10.4 23
AD5224SM16	120.670 4.7508	215.001 8.4646	76.200 3.0000	88.900 3.500	144.907 5.705	4.7 .187	2.0 .080	138.68 5.46	195.83 7.71	29.08 1.145	9.65 .380	596 134,000	12 27
AD5226SM17	130.200 5.1260	230.000 9.0551	79.375 3.1250	92.075 3.625	154.737 6.092	4.7 .187	2.5 .100	148.34 5.84	205.74 8.10	25.91 1.02	9.65 .380	649 146,000	15 33
AD5226SM24	130.000 5.1181	230.000 9.0551	79.375 3.1250	117.475 4.625	154.737 6.092	4.7 .187	2.5 .100	148.34 5.84	205.74 8.10	25.91 1.02	9.65 .380	649 146,000	16 36
AD5226SM29*	125.413 4.9375	230.000 9.0551	79.375 3.1250	190.500 7.500	154.737 6.092	- -	2.5 .100	148.34 5.84	205.74 8.10	25.91 1.02	9.65 .380	649 146,000	20.5 45
AD5228SM14**	138.113 5.4375	250.000 9.8425	82.550 3.2500	130.175 5.125	168.199 6.622	- -	2.5 .100	160.78 6.33	225.55 8.88	35.43 1.395	9.65 .380	770 173,000	21 46
AD5228SM16	139.700 5.5000	250.000 9.8425	82.550 3.2500	95.250 3.750	168.402 6.630	4.7 .187	2.5 .100	160.78 6.33	225.55 8.88	35.43 1.395	9.65 .380	770 173,000	19 42
AD5230SM16	150.838 5.9385	269.999 10.6299	88.900 3.5000	104.775 4.125	181.204 7.134	6.4 .250	2.5 .100	173.48 6.83	245.11 9.65	38.74 1.525	12.83 .505	925 208,000	24 53
AD5230SM22	150.838 5.9385	269.999 10.6299	88.900 3.5000	219.075 8.625	181.204 7.134	6.4 .250	2.5 .100	173.48 6.83	245.11 9.65	38.74 1.525	12.83 .505	925 208,000	32 70
AD5232SM16	152.425 6.0010	289.999 11.4173	98.425 3.8750	114.300 4.500	193.294 7.610	6.4 .250	2.5 .100	184.91 7.28	257.05 10.12	39.67 1.562	12.70 .500	1014 228,000	32 70
AD5236SM17	177.825 7.0010	319.999 12.5984	107.950 4.2500	127.000 5.000	215.748 8.494	6.4 .250	3.1 .125	206.76 8.14	216.15 8.51	45.09 1.775	11.38 .448	1201 270,000	41 91
AD5244SM20	219.100 8.6260	399.999 15.7480	133.350 5.2500	158.750 6.250	265.201 10.441	9.5 .375	3.1 .125	253.75 9.99	382.02 15.04	38.61 1.52	11.38 .448	1957 440,000	76 168

\* Oil holes & groove in O.R. \*\*Oil holes in O.R.

# AMERICAN ROLLER BEARINGS®



## TYPE AD TABLE ROLL

CYLINDRICAL  
ROLLER BEARINGS

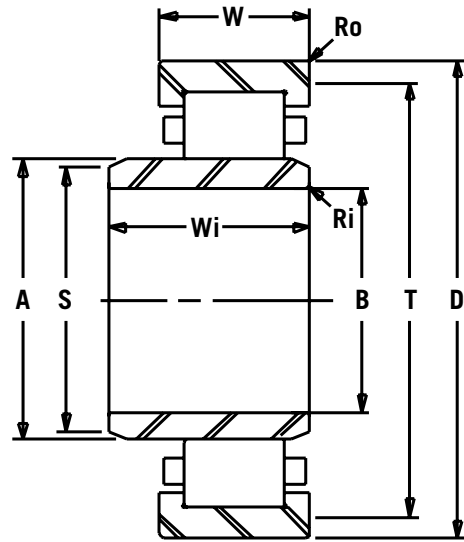
BEARING NUMBER	BORE	O.D.	OUTER RACE	INNER RACE	INNER RACE O.D.	MAX. FILLET RADIUS		SHLDR. DIAS.		INTERNAL CLEAR.	DYNAMIC CAPACITY	BEARING WEIGHT
	B	D	W	Wi	A	Ri	Ro	S	T	IRC	C	M
	mm/IN	mm/IN	mm/IN	mm/IN	mm/IN	mm/IN	mm/IN	mm/IN	mm/IN		kn/LBS	kg/LBS
AD5218SM10	90 3.5433	160 6.2992	52.388 2.0625	52.388 2.0625	107.112 4.217	3.1 .125	2.0 .080	102.11 4.02	138.94 5.47	INCR.	298 67,000	5 10
AD5218SM16	90 3.5433	160 6.2992	52.388 2.0625	63.500 2.5000	107.112 4.217	3.1 .125	2.0 .080	102.11 4.02	138.94 5.47	INCR.	298 67,000	5 11
AD5219SM10	95 3.7402	170 6.6929	55.563 2.1875	55.563 2.1875	113.335 4.462	3.1 .125	2.0 .080	107.95 4.25	151.64 5.97	INCR.	340 76,500	5 12
AD5219SM15	95 3.7402	170 6.6929	55.563 2.1875	69.850 2.7500	113.335 4.462	3.1 .125	2.0 .080	107.95 4.25	151.64 5.97	INCR.	340 76,500	6 13
AD5219SM20	95 3.7402	170 6.6929	55.563 2.1875	55.563 2.1875	113.259 4.459	3.1 .125	2.0 .080	107.95 4.25	151.64 5.97	INCR.	340 76,500	5 12
AD5220SM10	100 3.9370	180 7.0866	60.325 2.3750	60.325 2.3750	120.802 4.756	4.0 .160	2.0 .080	115.57 4.55	159.00 6.26	INCR.	356 80,000	7 15
AD5220SM15	100 3.9370	180 7.0866	60.325 2.3750	76.200 3.0000	120.802 4.756	4.0 .160	2.0 .080	115.57 4.55	159.00 6.26	INCR.	356 80,000	7 16
AD5220SM17*	95 3.7500	180 7.0866	60.325 2.3750	107.950 4.2500	120.802 4.756	4.0 .160	2.0 .080	115.57 4.55	159.00 6.26	INCR.	356 80,000	9 19
AD5221SM10	105 4.1339	190 7.4803	65.088 2.5625	65.088 2.5625	126.340 4.974	4.0 .160	2.0 .080	120.90 4.76	164.59 6.48	INCR.	423 95,000	8 18
AD5222SM19	110 4.3307	200 7.8740	69.850 2.7500	69.850 2.7500	132.740 5.226	4.0 .160	2.0 .080	127.00 5.00	177.29 6.98	INCR.	498 112,000	10 21
AD5222SM16	110 4.3307	200 7.8740	69.850 2.7500	82.550 3.2500	132.740 5.226	4.0 .160	2.0 .080	127.00 5.00	177.29 6.98	INCR.	498 112,000	10 22
AD5224SM10	120 4.7244	215 8.4646	76.200 3.0000	76.200 3.0000	144.907 5.705	4.7 .187	2.0 .080	138.68 5.46	195.83 7.71	INCR.	596 134,000	12 27
AD5224SM15	120 4.7244	215 8.4646	76.200 3.0000	88.900 3.5000	144.907 5.705	4.7 .187	2.0 .080	138.68 5.46	195.83 7.71	INCR.	596 134,000	13 28
AD5226SM23	130 5.1181	230 9.0551	79.375 3.1250	79.375 3.1250	154.737 6.092	4.7 .187	2.5 .100	148.34 5.84	205.74 8.10	INCR.	649 146,000	15 32
AD5226SM16	130 5.1181	230 9.0551	79.375 3.1250	92.075 3.6250	154.737 6.092	4.7 .187	2.5 .100	148.34 5.84	205.74 8.10	INCR.	649 146,000	15 33
AD5228SM17	140 5.5118	250 9.8425	82.550 3.2500	82.550 3.2500	168.199 6.622	4.7 .187	2.5 .100	160.78 6.33	225.55 8.88	INCR.	770 173,000	18 39
AD5228SM15	140 5.5118	250 9.8425	82.550 3.2500	95.250 3.7500	168.199 6.622	4.7 .187	2.5 .100	160.78 6.33	225.55 8.88	INCR.	770 173,000	19 41

\* One .437" diameter hole in O.R.

## AMERICAN ROLLER BEARINGS®

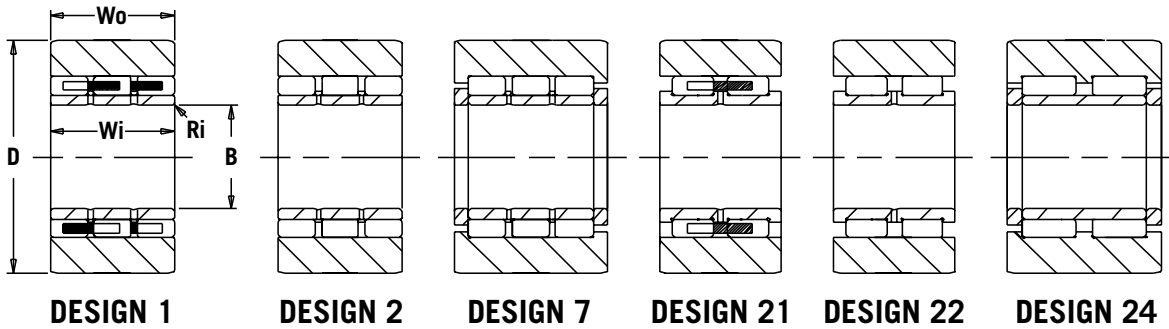
CYLINDRICAL  
ROLLER BEARINGS

### TYPE AD TABLE ROLL



BEARING NUMBER	BORE	O.D.	OUTER RACE	INNER RACE	INNER RACE O.D.	MAX. FILLET RADIUS		SHLDR. DIAS.		INTERNAL CLEAR.	DYNAMIC CAPACITY	BEARING WEIGHT
	B	D	W	Wi	A	Ri	Ro	S	T			
	mm/IN	mm/IN	mm/IN	mm/IN	mm/IN	mm/IN	mm/IN	mm/IN	mm/IN			
AD5230SM20	150	270	88.900	88.900	181.204	6.4	2.5	173.48	245.11	INCR.	925	23
	5.9055	10.6299	3.5000	3.5000	7.134	.250	.100	6.83	9.65		208,000	50
AD5230SM17	150	270	88.900	104.775	181.204	6.4	2.5	173.48	245.11	INCR.	925	24
	5.9055	10.6299	3.5000	4.1250	7.134	.250	.100	6.83	9.65		208,000	52
AD5232SM18	160	290	98.400	98.400	193.294	6.4	2.5	184.91	257.05	INCR.	1014	29
	6.2992	11.4173	3.8750	3.8750	7.610	.250	.100	7.28	10.12		228,000	64
AD5232SM15	160	290	98.400	114.300	193.294	6.4	2.5	184.91	257.05	INCR.	1014	30
	6.2992	11.4173	3.8750	4.5000	7.610	.250	.100	7.28	10.12		228,000	67
AD5234SM10	170	310	104.775	104.775	205.105	6.4	3.1	196.09	275.34	INCR.	1112	35
	6.6929	12.2047	4.1250	4.1250	8.075	.250	.125	7.72	10.84		250,000	78
AD5234SM15	170	310	104.775	120.650	205.105	6.4	3.1	196.09	275.34	INCR.	1112	37
	6.6929	12.2047	4.1250	4.7500	8.075	.250	.125	7.72	10.84		250,000	81
AD5236SM25	180	320	107.950	107.950	215.722	6.4	3.1	206.76	286.26	INCR.	1201	38
	7.0866	12.5984	4.2500	4.2500	8.493	.250	.125	8.14	11.27		270,000	84
AD5236SM19	180	320	107.950	127.000	215.722	6.4	3.1	206.76	286.26	INCR.	1201	40
	7.0866	12.5984	4.2500	5.0000	8.493	.250	.125	8.14	11.27		270,000	88
AD5238SM16	190	340	114.300	114.300	228.371	8.0	3.1	218.95	305.05	INCR.	1334	45
	7.4803	13.3858	4.5000	4.5000	8.991	.312	.125	8.62	12.01		300,000	100
AD5238SM15	190	340	114.300	133.350	228.371	8.0	3.1	218.95	305.05	INCR.	1334	47
	7.4803	13.3858	4.5000	5.2500	8.991	.312	.125	8.62	12.01		300,000	104
AD5240SM19	200	360	120.650	120.650	241.554	8.0	3.1	231.39	324.87	INCR.	1579	54
	7.8740	14.1732	4.7500	4.7500	9.510	.312	.125	9.11	12.79		355,000	120
AD5240SM17	200	360	120.650	146.050	241.554	8.0	3.1	231.39	324.87	INCR.	1579	58
	7.8740	14.1732	4.7500	5.7500	9.510	.312	.125	9.11	12.79		355,000	127
AD3144SM15	220	370	120.000	146.050	256.819	9.5	3.1	248.67	333.25	INCR.	1423	56
	8.6614	14.5669	4.7244	5.7500	10.111	.375	.125	9.79	13.12		320,000	124
AD3144SM16	220	370	120.000	120.000	256.819	9.5	3.1	248.67	333.25	INCR.	1423	54
	8.6614	14.5669	4.7244	4.7244	10.111	.375	.125	9.79	13.12		320,000	118
AD5244SM10	220	400	133.350	133.350	265.201	9.5	3.1	253.75	354.84	INCR.	1957	74
	8.6614	15.7480	5.2500	5.2500	10.441	.375	.125	9.99	13.97		440,000	164
AD5244SM19	220	400	133.350	158.750	265.201	9.5	3.1	253.75	354.84	INCR.	1957	78
	8.6614	15.7480	5.2500	6.2500	10.441	.375	.125	9.99	13.97		440,000	172
AD5248SM10	240	440	146.050	146.050	290.449	9.5	3.1	277.88	392.94	INCR.	2180	100
	9.4488	17.3228	5.7500	5.7500	11.435	.375	.125	10.94	15.47		490,000	220
AD5248SM16	240	440	146.050	177.800	290.449	9.5	3.1	277.88	392.94	INCR.	2180	105
	9.4488	17.3228	5.7500	7.0000	11.435	.375	.125	10.94	15.47		490,000	232

## AMERICAN ROLLER BEARINGS®



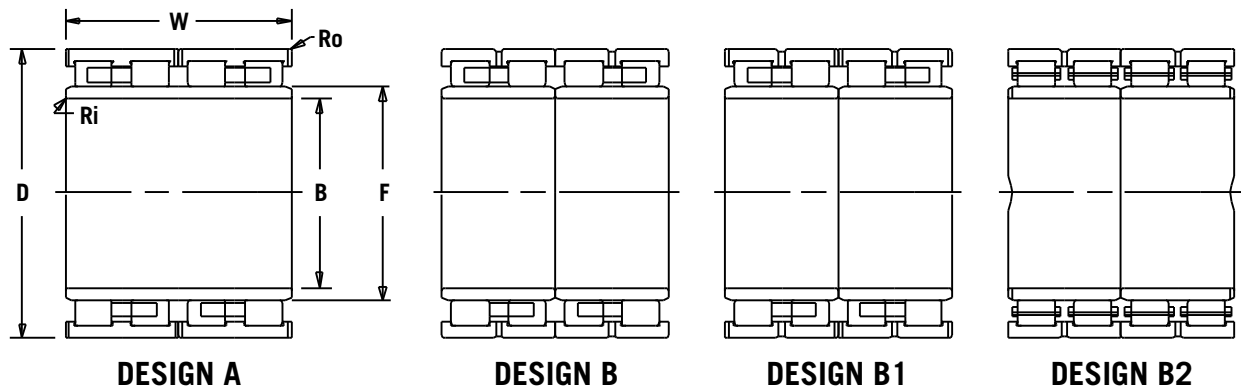
CYLINDRICAL  
ROLLER BEARINGS

BEARING NUMBER	BORE	O.D.	OUTER RACE	INNER RACE	MAX. SHAFT FILLET	DESIGN TYPE	DYNAMIC CAPACITY	STATIC CAPACITY	BEARING WEIGHT
	B	D	Wo	Wi	Ro		C	Co	M
	mm/IN	mm/IN	mm/IN	mm/IN	mm/IN		kN/LBS	kN/LBS	kg/LBS
A4333F	100 3.9370	220 8.6614	90 3.5433	90 3.5433	1.0 .040	2	801 180,000	1268 285,000	20 44
AKK4335F	100 3.9370	225 8.8583	120 4.7244	120 4.7244	1.1 .045	7	925 208,000	1535 345,000	28 62
A4331	100 3.9370	225 8.8583	120 4.7244	120 4.7244	1.0 .040	1	907 204,000	1490 335,000	24 53
A4331F	100 3.9370	225 8.8583	120 4.7244	120 4.7244	1.0 .040	2	1014 228,000	1735 390,000	28 62
A4467	120 4.7244	260 10.2362	125 4.9213	125 4.9213	1.1 .045	1	1379 310,000	2224 500,000	30 66
A4587	130 5.1181	300 11.8110	159.5 6.2795	159.5 6.2795	2.0 .080	1	1779 400,000	2847 640,000	67 148
A4587F	130 5.1181	300 11.8110	159.5 6.2795	159.5 6.2795	2.0 .080	2	2002 450,000	3403 765,000	66 146
AM4558	130 5.1181	300 11.8110	159.5 6.2795	160 6.2992	2.4 .094	21	1668 375,000	2669 600,000	68 150
AM4558F	130 5.1181	300 11.8110	159.5 6.2795	160 6.2992	2.4 .094	22	1913 430,000	3158 710,000	67 148
A4588	130 5.1181	300 11.8110	160 6.2992	160 6.2992	4.1 .160	1	1490 335,000	2847 640,000	66 146
A4588F	130 5.1181	300 11.8110	160 6.2992	160 6.2992	4.1 .160	2	1779 400,000	3559 800,000	65 143
A4568	130 5.1181	300 11.8110	172.6 6.7953	172.6 6.7953	2.0 .080	1	1913 430,000	3091 695,000	73 161
A4787	180 7.0866	406.4 16.0000	171 6.7323	171 6.7323	3.0 .120	1	2491 560,000	4070 915,000	130 287
A4787F	180 7.0866	406.4 16.0000	171 6.7323	171 6.7323	3.0 .120	2	2713 610,000	4448 1,000,000	128 282
A4789	180 7.0866	406.4 16.0000	217 8.5433	217 8.5433	3.0 .120	1	3091 695,000	5338 1,200,000	165 364
AKK4780	180 7.0866	406.4 16.0000	220 8.6614	224 8.8189	3.0 .120	24	3091 695,000	5338 1,200,000	180 397
A4791	180 7.0866	406.4 16.0000	224 8.8189	224 8.8189	3.0 .120	1	3091 695,000	5338 1,200,000	170 375
A4791F	180 7.0866	406.4 16.0000	224 8.8189	224 8.8189	3.0 .120	2	3403 765,000	5738 1,290,000	168 370
A4793	180 7.0866	406.4 16.0000	236 9.2913	236 9.2913	3.0 .120	1	3203 720,000	5649 1,270,000	178 392

# 4 ROW CYLINDRICAL ROLLER BEARINGS

## AMERICAN ROLLER BEARINGS®

CYLINDRICAL ROLLER BEARINGS

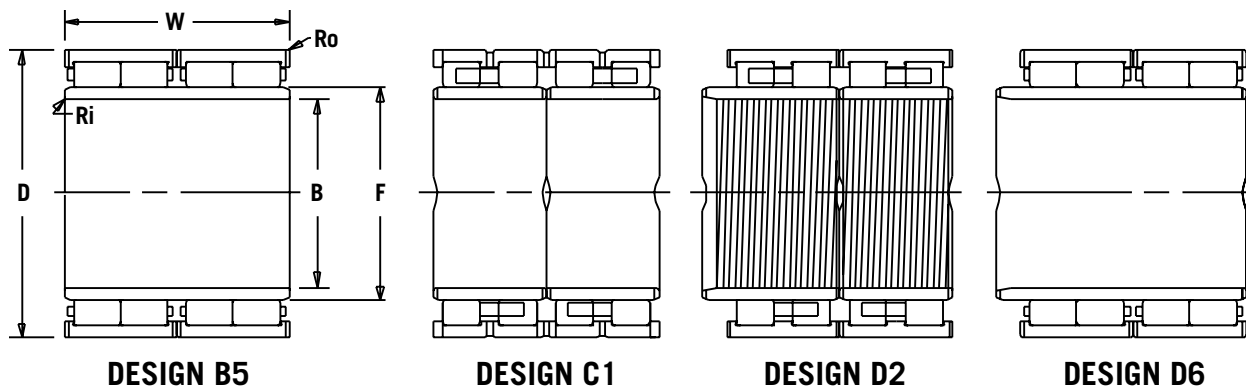


BEARING NUMBER	BORE	O.D.	WIDTH	REF. DIA.	MAX. FILLET RADIUS		DYNAMIC	DESIGN TYPE	BEARING WEIGHT	REFERENCE NUMBERS	
	B	D	W	F	Ri	Ro	C		M		
	mm/IN	mm/IN	mm/IN	mm/IN	mm/IN	mm/IN	kN/LBS		kg/LBS		
AD4553D	127.0 5.0000	174.650 6.8760	150.812 5.9375	139.5 5.4921	1.1 .043	1.5 .060	627 141,000	B1	10.5 23	529469	315643
AD4549D	145 5.7087	210 8.2677	155 6.1024	166.0 6.5354	2.0 .080	2.0 .080	792 178,000	A	18 39.7	511605	314625
AD4552D	145 5.7087	225 8.8583	156 6.1417	169.0 6.6535	2.0 .080	2.0 .080	897 201,700	A	23 50.7	538522	313924A
AD4546D	150 5.9055	230 9.0551	156 6.1417	174.0 6.8504	2.1 .083	2.1 .083	880 198,000	A	24 53	506962	
AD4640D	160 6.2992	230 9.0551	130 5.1181	180.0 7.0866	1.5 .060	1.5 .060	781 175,600	A	17 37.5	502894B	314190
AD4639D	160 6.2992	230 9.0551	168 6.6142	179.0 7.0472	2.1 .083	2.1 .083	1060 238,300	A	23.5 52	510150B	315189A
AD4623D	160 6.2992	240 9.4488	195 7.6772	182.0 7.1654	3.0 .120	3.0 .120	1360 305,700	A	32 70.5	*514957	
AD4646D	165.1 6.5000	225.45 8.8760	168.3 6.6260	181.0 7.1260	1.5 .060	1.5 .060	1010 227,000	B	20 44	529468	315642
AD4698D	170 6.6929	230 9.0551	130 5.1181	188.5 7.4213	2.1 .083	2.1 .083	670 150,600	A	15 33	*508370	*313673
AD5601D	170 6.6929	230 9.0551	160 6.2992	185.5 7.3031	2.1 .083	2.1 .083	1100 247,300	B1	19 42	587622	
AD5616D	170 6.6929	240 9.4488	130 5.1181	190.0 7.4803	2.0 .080	2.0 .080	915 205,700	A	19 42	510440B	635122
AD4642D	170 6.6929	260 10.2362	225 8.8583	196.0 7.7165	2.1 .083	2.1 .083	1659 373,000	A	43 95	505470	313587B
AD4719D	180 7.0866	260 10.2362	168 6.6142	202.0 7.9528	2.1 .083	2.1 .083	1280 288,000	A	29.5 65	507536	313812
AD4749D	180 7.0866	280 11.0236	180 7.0866	206.0 8.1102	3.5 .140	3.5 .140	1400 314,700	A	45 99	524372	
AD4737D	190 7.4803	260 10.2362	168 6.6142	212.0 8.3465	2.0 .080	2.0 .080	1140 256,300	A	27 59.5	507735	313651
AD4733D	190 7.4803	270 10.6299	200 7.8740	212.0 8.3465	2.1 .083	2.1 .083	1500 337,200	A	37.5 82.7	508657	314199B
AD4739D	190 7.4803	280 11.0236	200 7.8740	214.0 8.4252	2.1 .083	2.1 .083	1730 388,900	A	41.5 91.5	510199	314049A
AD4741D	200 7.8740	270 10.6299	170 6.6929	222.0 8.7402	2.1 .083	2.1 .083	1180 265,300	A	28.5 63	522742B	314553

\* Design type slightly different.

# 4 ROW CYLINDRICAL ROLLER BEARINGS

## AMERICAN ROLLER BEARINGS®



CYLINDRICAL  
ROLLER BEARINGS

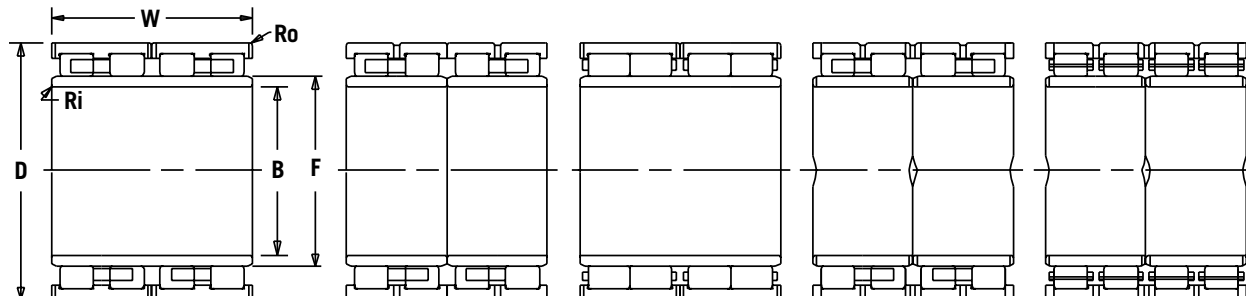
BEARING NUMBER	BORE	O.D.	WIDTH	REF. DIA.	MAX. FILLET RADIUS		DYNAMIC	DESIGN TYPE	BEARING WEIGHT		REFERENCE NUMBERS	
	B	D	W	F	Ri	Ro	C		M	kg/LBS		
	mm/IN	mm/IN	mm/IN	mm/IN	mm/IN	mm/IN	kN/LBS					
AD4742D	200 7.8740	280 11.0236	170 6.6929	222.0 8.7402	2.1 .083	2.1 .083	1400 314,700	A	34 74	*507344	314385	
AD4750D	200 7.8740	280 11.0236	170 6.6929	222.0 8.7402	2.1 .083	2.1 .083	1450 326,000	B5	35 77		319659	
AD5760D	200 7.8740	280 11.0236	170 6.6929	223.0 8.7795	2.0 .080	2.0 .080	1456 327,300	A	34 75	549864		
AD5762D	200 7.8740	280 11.0236	170/180 6.6929	222.0 8.7402	2.1 .083	2.1 .083	1380 310,200	D2	35 77		319019	
AD4763D	200 7.8740	280 11.0236	170/180 6.6929	222.0 8.7402	SP -	2.0 .080	1380 310,200	D6	35 77	530908		
AD4743D	200 7.8740	280 11.0236	200 7.8740	222.0 8.7402	2.1 .083	2.1 .083	1510 339,400	A	39 86	508726	313893	
AD4732D	200 7.8740	290 11.4173	192 7.5591	226.0 8.8976	2.1 .083	2.1 .083	1540 346,200	A	43 94	512580B	313811	
AD4752D	200 7.8740	310 12.2047	230 9.0551	229.0 9.0157	2.1 .083	2.1 .083	2010 452,000	B1	63 139	503901	*313639	
AD4828D	210 8.2677	290 11.4173	192 7.5591	236.0 9.2913	2.1 .083	2.1 .083	1450 326,000	A	41 90	507628	313646	
AD5828D	220 8.6614	300 11.8110	200 7.8740	240.0 9.4488	2.1 .083	2.1 .083	1800 404,700	B1	41 90	567623	322341	
AD4836D	220 8.6614	310 12.2047	192 7.5591	246.0 9.6850	2.1 .083	2.1 .083	1680 377,700	A	46 101	507333	313839	
AD4839D	220 8.6614	310 12.2047	225 8.8583	244.0 9.6063	1.0 .040	2.1 .083	1940 436,100	A	55 120	514461	313894B	
AD4835D	220 8.6614	310 12.2047	225 8.8583	245.0 9.6457	1.0 .040	2.1 .083	2100 472,100	A	54 119	506869		
AD4838D	220 8.6614	330 12.9921	230 9.0551	249.0 9.8031	3.0 .120	3.0 .120	2050 460,900	A	69 151	541452	*314889	
AD5835D	220 8.6614	340 13.3858	290 11.4173	250.0 9.8425	3.0 .120	3.0 .120	3100 696,900	C1	95 209	525147		
AD4924D	230 9.0551	330 12.9921	206 8.1102	260.0 10.2362	2.1 .083	2.1 .083	1870 420,400	A	58 128	508727B	313824	
AD4949D	230 9.0551	365 14.3701	250 9.8425	266.0 10.4724	3.0 .120	3.0 .120	2700 607,000	C1	100 220	529113	*313581A	
AD5933D	240 9.4488	320 12.5984	200 7.8740	282.0 11.1024	2.5 .100	2.5 .100	1490 335,000	B	52 115		326257	

\* Design type slightly different.

# 4 ROW CYLINDRICAL ROLLER BEARINGS

## AMERICAN ROLLER BEARINGS®

CYLINDRICAL ROLLER BEARINGS



DESIGN A

DESIGN B

DESIGN B5

DESIGN C1

DESIGN C2

BEARING NUMBER	BORE	O.D.	WIDTH	REF. DIA.	MAX. FILLET RADIUS		DYNAMIC	DESIGN TYPE	BEARING WEIGHT	REFERENCE NUMBERS	
	B	D	W	F	Ri	Ro	C		M		
	mm/IN	mm/IN	mm/IN	mm/IN	mm/IN	mm/IN	kN/LBS		kg/LBS		
AD5910D	240 9.4488	330 12.9921	180 7.0866	265.0 10.4331	2.1 .083	2.1 .083	1720 386,700	B5	50 109	504547	635194
AD4925D	240 9.4488	330 12.9921	220 8.6614	270.0 10.6299	3.5 .140	3.5 .140	1720 386,700	A	58 128	508368	313921
AD4943D	240 9.4488	360 14.1732	290 11.4173	270.0 10.6299	SP	4.0 .160	3250 730,600	C1	99 218	514959	
AD4935D	250 9.8425	340 13.3858	230 9.0551	276.0 10.8661	2.1 .083	2.1 .083	2100 472,100	A	60 132	522310	
AD4941D	250 9.8425	350 13.7795	290 11.4173	277.0 10.9055	4.0 .160	4.0 .160	2700 607,000	A	82 181	517799	
AD41056D	260 10.2362	360 14.1732	204 8.0315	287.0 11.2992	2.1 .083	2.1 .083	1980 445,100	B1	65 142		314997
AD41020D	260 10.2362	360 14.1732	230 9.0551	292.2 11.5039	4.0 .160	4.0 .160	2300 517,100	A	72 159	533880	
AD41021D	260 10.2362	370 14.5669	220 8.6614	292.0 11.4961	3.0 .120	3.0 .120	2160 485,600	A	78 171	507336	313823
AD41051D	260 10.2362	370 14.5669	220/240 8.6614	292.0 11.4961	SP	2.5 .100	2160 485,600	D1	80 175	**536897	
AD41022D	260 10.2362	400 15.7480	290 11.4173	296.0 11.6535	4.0 .160	4.0 .160	3520 791,300	C3	135 298	*518214	*313427
AD41057D	260 10.2362	400 15.7480	335 13.1890	294.0 11.5748	4.0 .160	1.5 .060	4200 944,200	C1	152 335	521065	
AD41023D	265 10.4331	370 14.5669	234 9.2126	300.0 11.8110	2.1 .083	2.1 .083	2,300 517,100	A	80 176	517423	313922
AD41058D	270 10.6299	380 14.9606	275/295 10.8268	300.0 11.8110	SP	2.1 .083	3100 697,000	D2	101 223	522009	*315605
AD41112D	280 11.0236	390 15.3543	220 8.6614	312.0 12.2835	3.0 .120	3.0 .120	2240 503,600	A	63 138	507339	313822
AD41164D	280 11.0236	390 15.3543	220/240 8.6614	312.0 12.2835	SP	4.0 .160	2240 503,600	D2	85 186	533575	319259
AD41119D	280 11.0236	390 15.3543	275 10.8268	308.0 12.1260	3.0 .120	2.0 .080	3080 692,400	C1	100 220	*527104	*314719C
AD41110D	280 11.0236	390 15.3543	275 10.8268	312.0 12.2835	2.1 .083	2.1 .083	3000 674,400	A	102 225	513729A	
AD41123D	280 11.0236	400 15.7480	285 11.2205	316.0 12.4409	4.0 .160	4.0 .160	3140 705,900	B1	120 265	*513342	314070C

\* Design type slightly different.

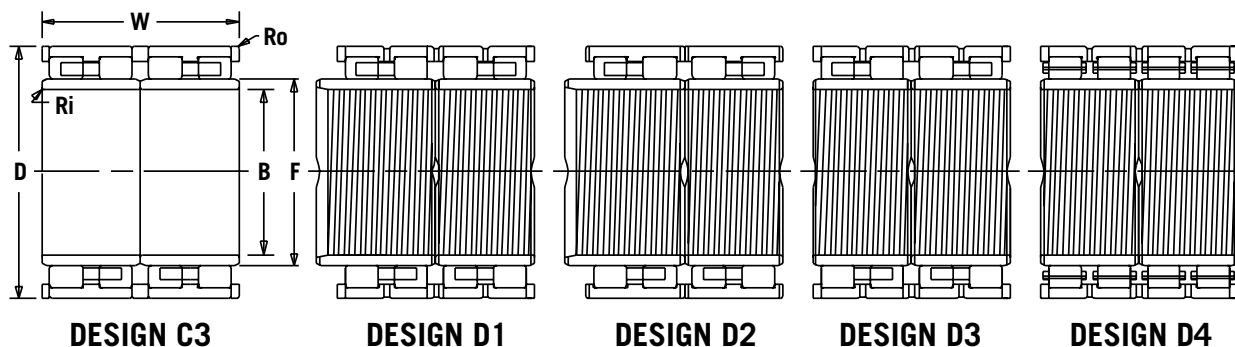
\*\* One piece inner race.

SP: Special inner race I.D. corner.



# 4 ROW CYLINDRICAL ROLLER BEARINGS

## AMERICAN ROLLER BEARINGS®



CYLINDRICAL  
ROLLER BEARINGS

BEARING NUMBER	BORE	O.D.	WIDTH	REF. DIA.	MAX. FILLET RADIUS		DYNAMIC	DESIGN TYPE	BEARING WEIGHT	REFERENCE NUMBERS	
	B	D	W	F	Ri	Ro	C		M		
	mm/IN	mm/IN	mm/IN	mm/IN	mm/IN	mm/IN	kN/LBS		kg/LBS		
AD41168D	280 11.0236	410 16.1417	300 11.8110	313.0 12.3228	4.0 .160	4.0 .160	3520 791,300	B	130 287	510350	314897
AD41120D	280 11.0236	420 16.5354	290 11.4173	315.0 12.4016	5.0 .160	5.0 .160	3500 786,800	A	145 320	517797	
AD41186D	290 11.4173	420 16.5354	300 11.8110	319.0 12.5591	4.0 .160	4.0 .160	3410 766,600	C3	150 331		313487
AD41121D	290 11.4173	440 17.3228	310 12.2047	328.0 12.9134	4.0 .160	4.0 .160	4000 899,200	A	165 364	*517796	
AD41114D	300 11.8110	420 16.5354	300 11.8110	332.0 13.0709	SP	1.5 .060	3740 840,800	C1	135 298	*524289B	*314484D
AD41183D	300 11.8110	420 16.5354	300 11.8110	332.0 13.0709	3.0 .120	2.0 .080	4150 933,000	D3	134 295	578491	
AD41160D	300 11.8110	420 16.5354	300/320 11.8110	332.0 13.0709	SP	2.0 .080	3740 840,800	D1	135 298	532504	*319129
AD41256D	310 12.2047	440 17.3228	240 9.4488	345.0 13.5827	3.0 .120	3.0 .120	3000 674,400	A	116 256	574469	
AD41239D	320 12.5984	460 18.1102	240 9.4488	364.0 14.3307	3.0 .120	3.0 .120	3000 674,400	B5	138 304	804571	322216
AD41258D	320 12.5984	480 18.8976	350 13.7795	364.0 14.3307	SP	1.5 .060	5600 1,260,000	C2	225 496	513654A	
AD41220D	320 12.5984	480 18.8976	350 13.7795	364.0 14.3307	SP	1.5 .060	4950 1,113,000	C2	220 485	*541851	314274B
AD41221D	330 12.9921	460 18.1102	340 13.3858	365.0 14.3701	SP	1.5 .060	4180 940,000	C1	175 386	543447	313445C
AD41257D	330 12.9921	460 18.1102	340 13.3858	365.0 14.3701	4.0 .160	2.0 .080	4500 1,012,000	C2	176 388	521593A	
AD41344D	340 13.3858	480 18.8976	310 12.2047	378.0 14.8819	SP	3.0 .120	4150 933,000	D4	182 401		
AD41322D	340 13.3858	480 18.8976	350 13.7795	378.0 14.8819	SP	1.5 .060	4570 1,027,000	C1	205 452	527634	314485A
AD41359D	340 13.3858	480 18.8976	350 13.7795	378.0 14.8819	SP	1.5 .060	4570 1,027,000	D3	205 452		314485C
AD41324D	340 13.3858	480 18.8976	350/370 13.7795	378.0 14.8819	SP	1.5 .060	4570 1,027,000	D1	210 463	531839	319040
AD41353D	340 13.3858	500 19.6850	370 14.5669	385.0 15.1575	6.0 .240	3.0 .120	6000 1,349,000	C2	255 562	517794	

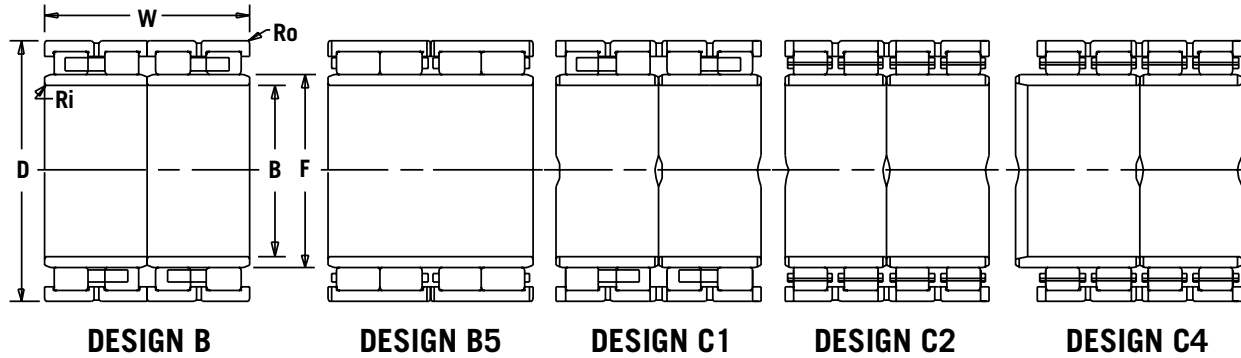
\* Design type slightly different.

SP: Special inner race I.D. corner.

# 4 ROW CYLINDRICAL ROLLER BEARINGS

## AMERICAN ROLLER BEARINGS®

CYLINDRICAL ROLLER BEARINGS



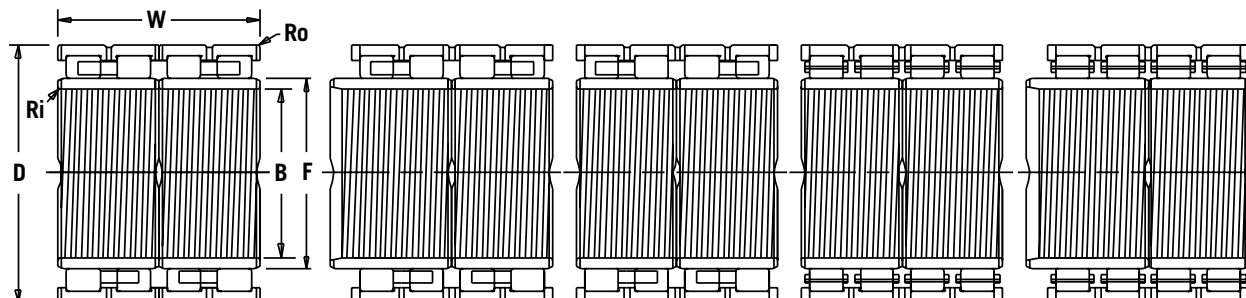
BEARING NUMBER	BORE		O.D.		WIDTH		REF. DIA.	MAX. FILLET RADIUS			DYNAMIC	DESIGN TYPE	BEARING WEIGHT		REFERENCE NUMBERS	
	B	D	W	F	Ri	Ro		C	M							
	mm/IN	mm/IN	mm/IN	mm/IN	mm/IN	mm/IN	mm/IN	KN/LBS	kg/LBS							
AD41354D	340	560	380	396.0	5.0	4.0	6820	C2	350	545171	313404A					
	13.3858	22.0472	14.9606	15.5906	.200	.160	1,533,000		772							
AD41323D	350	500	380	389.0	5.0	5.0	4950	B1	240	532381	314563					
	13.7795	19.6850	14.9606	15.3150	.200	.200	1,113,000		529							
AD41355D	350	500	380/400	388.0	6.0	3.0	5700	D5	245	538977						
	13.7795	19.6850	14.9606	15.2756	.240	.120	1,281,000		540							
AD41356D	350	500	410	388.0	5.0	2.0	6600	C2	270	532001						
	13.7795	19.6850	16.1417	15.2756	.200	.060	1,484,000		595							
AD41357D	350	520	300/320	401.0	SP	5.0	4290	D1	225	801476						
	13.7795	20.4724	11.8110	15.7874		.200	964,400		496							
AD41358D	350	520	300	401.0	5.0	5.0	4290	B	220	*568450	319878					
	13.7795	20.4724	11.8110	15.7874	.200	.200	964,400		485							
AD41430D	360	500	250	394.0	3.0	3.0	3580	B	144		320075					
	14.1732	19.6850	9.8425	15.5118	.120	.120	804,800		317							
AD41437D	360	510	380/400	399.0	SP	4.0	5120	D1	260	533808	316890B					
	14.1732	20.0787	14.9606	15.7087		.160	1,151,000		573							
AD41438D	360	520	380	405.0	SP	2.0	6000	C1	265	562913						
	14.1732	20.4724	14.9606	15.9449		.060	1,349,000		584							
AD41439D	360	520	380	405.0	SP	2.0	6300	C2	275	517793A						
	14.1732	20.4724	14.9606	15.9449		.060	1,416,000		606							
AD41420D	370	520	380	409.0	SP	1.5	5500	C1	255	543975	314486A					
	14.5669	20.4724	14.9606	16.1024		.060	1,236,000		562							
AD41440D	370	520	380	409.0	SP	1.5	5800	C2	260	524678A						
	14.5669	20.4724	14.9606	16.1024		.060	1,304,000		573							
AD41441D	380	520	290	418.0	4.0	4.0	4150	A	184	576360						
	14.9606	20.4724	11.4173	16.4567	.160	.160	933,000		406							
AD41442D	380	540	300	421.0	SP	2.0	5010	C2	220	545768	313030A					
	14.9606	21.2598	11.8110	16.5748		.060	1,126,000		485							
AD41443D	380	540	380/400	424.0	SP	3.0	5720	D1	295	*522007	315606					
	14.9606	21.2598	14.9606	16.6929		.120	1,286,000		650							
AD41421D	380	540	400	422.0	5.0	2.0	5720	C1	220	544794	313511B					
	14.9606	21.2598	15.7480	16.6142	.200	.060	1,286,000		485							
AD41444D	380	540	380/400	422.0	SP	1.5	5720	D1	285	565463						
	14.9606	21.2598	14.9606	16.6142		.060	1,286,000		628							
AD51409D	380	540	400	422.0	5.0	2.0	7000	C2	300	517792						
	14.9606	21.2598	15.7480	16.6142	.200	.060	1,574,000		661							

\* Design type slightly different.

SP: Special inner race I.D. corner.

# 4 ROW CYLINDRICAL ROLLER BEARINGS

## AMERICAN ROLLER BEARINGS®



**DESIGN D**

**DESIGN D1**

**DESIGN D3**

**DESIGN D4**

**DESIGN D5**

CYLINDRICAL  
ROLLER BEARINGS

BEARING NUMBER	BORE	O.D.	WIDTH	REF. DIA.	MAX. FILLET RADIUS		DYNAMIC	DESIGN TYPE	BEARING WEIGHT	REFERENCE NUMBERS	
	B	D	W	F	Ri	Ro	C		M		
	mm/IN	mm/IN	mm/IN	mm/IN	mm/IN	mm/IN	kN/LBS		kg/LBS		
AD41544D	390 15.3543	540 21.2598	320 12.5984	431 16.9685	SP	3.0 .120	5000 1,124,000	C2	225 496	578278	
AD41545D	390 15.3543	550 21.6535	310 12.2047	430 16.9291	4.0 .160	4.0 .160	5200 1,169,000	C2	240 529		313190A
AD41520D	400 15.7480	560 22.0472	410 16.1417	445 17.5197	SP	2.0 .060	6270 1,410,000	C2	315 694	*513769A	313015DC
AD41521D	400 15.7480	590 23.2283	440 17.3228	450 17.7165	5.0 .200	5.0 .200	7370 1,657,000	C1	415 915	542395	315802
AD41653D	410 16.1417	560 22.0472	400 15.7480	450 17.7165	SP	2.0 .060	6440 1,448,000	C2	290 639	561005	316689
AD41654D	410 16.1417	560 22.0472	400 15.7480	450 17.7165	4.0 .160	2.0 .060	5700 1,282,000	C2	285 628	543736	
AD41655D	410 16.1417	560 22.0472	400/420 15.7480	450 17.7165	SP	2.0 .060	7000 1,574,000	C4	295 650	561269	
AD41656D	410 16.1417	560 22.0472	400/420 15.7480	450 17.7165	SP	2.0 .060	6300 1,416,000	D1	280 617	561270	
AD41620D	410 16.1417	600 23.6220	440 17.3228	460 18.1102	SP	5.0 .200	7650 1,720,000	C2	425 937	517436	313877B
AD41659D	430 16.9291	570 22.4409	340/360 13.3858	465 18.3071	SP	5.0 .200	5400 1,214,000	D5	250 551	533022	
AD41657D	420 16.5354	580 22.8346	320 12.5984	463 18.2283	4.0 .160	4.0 .160	4680 1,052,000	B	250 551	*533053	313555B
AD41658D	420 16.5354	580 22.8346	320 12.5984	463 18.2283	4.0 .160	4.0 .160	4680 1,052,000	D	250 551		313555C
AD41621D	420 16.5354	600 23.6220	440 17.3228	470 18.5039	SP	2.0 .060	7210 1,621,000	C1	400 882	517464	313513
AD41660D	430 16.9291	620 24.4094	400 15.7480	473 18.6220	4.0 .160	4.0 .160	6930 1,580,000	D3	430 948		314391
AD41722D	440 17.3228	600 23.6220	435 17.1260	478 18.8189	SP	2.0 .060	8000 1,798,000	C2	355 783	543174	
AD41723D	440 17.3228	620 24.4094	410/430 16.1417	487 19.1732	SP	2.0 .060	7500 1,686,000	D5	400 882	579578	
AD41724D	440 17.3228	620 24.4094	450 17.7165	487 19.1732	SP	3.0 .120	8300 1,866,000	D4	450 992	572891	
AD41726D	440 17.3228	620 24.4094	450/470 17.7165	487 19.1732	SP	3.0 .120	8300 1,866,000	D5	455 1003	533578	

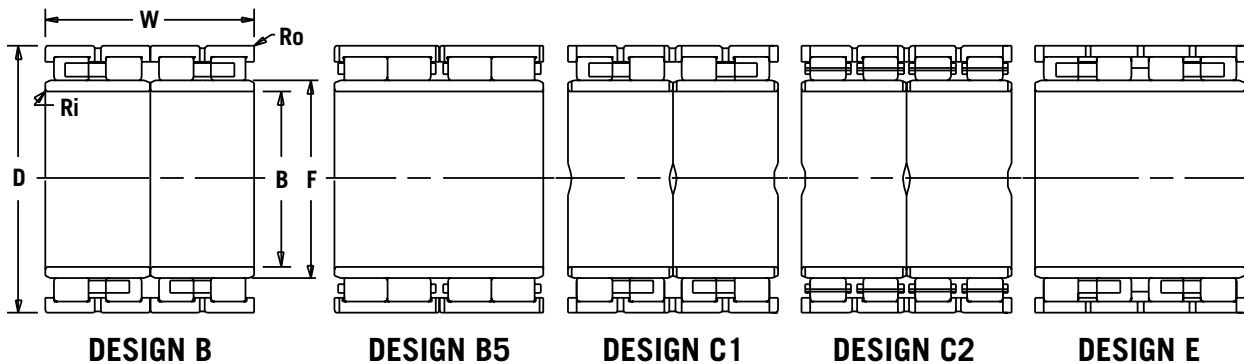
\* Design type slightly different.

SP: Special inner race I.D. corner.

# 4 ROW CYLINDRICAL ROLLER BEARINGS

## AMERICAN ROLLER BEARINGS®

CYLINDRICAL ROLLER BEARINGS

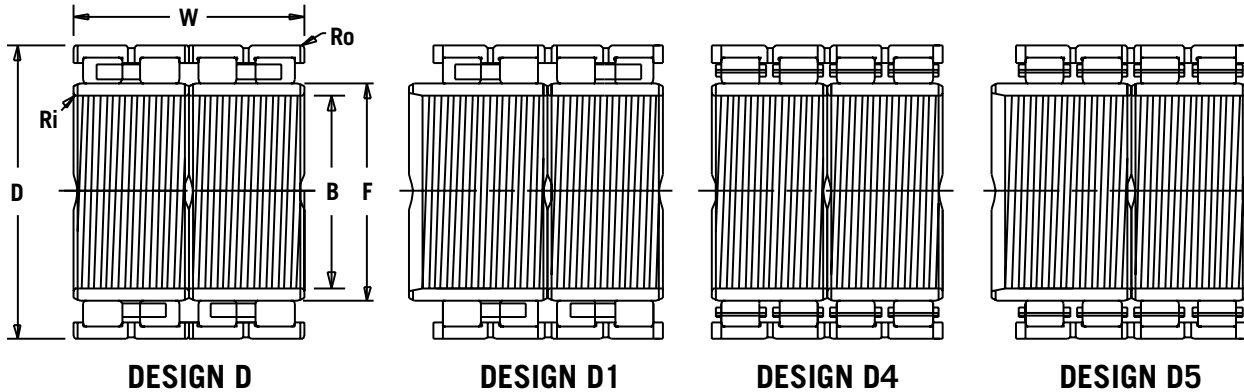


BEARING NUMBER	BORE	O.D.	WIDTH	REF. DIA.	MAX. FILLET RADIUS		DYNAMIC	DESIGN TYPE	BEARING WEIGHT	REFERENCE NUMBERS	
	B	D	W	F	Ri	Ro	C		M		
	mm/IN	mm/IN	mm/IN	mm/IN	mm/IN	mm/IN	kN/LBS		kg/LBS		
AD41728D	440 17.3228	620 24.4094	450/470 17.7165	487.0 19.1732	SP	2.0 .080	10,700 2,405,000	D1	430 948	561271	
AD41729D	440 17.3228	650 25.5906	355 13.9764	494.0 19.4488	SP	4.0 .160	6600 1,484,000	C2	420 926		316899A
AD41720D	440 17.3228	620 24.4094	450 17.7165	487.0 19.1732	SP	3.0 .120	7810 1,756,000	C2	440 970	517454A	314554B
AD41730D	445 17.5197	660 25.9843	340 13.3858	492.0 19.3701	6.0 .240	6.0 .240	6600 1,484,000	B5	430 948		635043
AD41717D	447.295 17.6100	635.176 25.0069	463.55 18.2500	495.0 19.4882	SP	5.0 .200	8250 1,855,000	C2	460 1014	560371	314792A
AD41732D	450 17.7165	590 23.2283	300 11.8110	490.0 19.2913	SP	4.0 .160	4400 989,000	E	247 545		315811E
AD41733D	450 17.7165	590 23.2283	435 17.1260	486.0 19.1339	5.0 .200	2.0 .200	7600 1,709,000	C2	315 694	542648	
AD41822D	459.95 18.1083	760 29.9213	600 23.6220	535.0 21.0630	SP	6.0 .240	14000 3,147,000	C2	1160 2557		312980D
AD41823D	460 18.1102	650 25.5906	355 13.9764	509.5 20.0591	SP	4.0 .160	6270 1,410,000	C2	380 838		313031A
AD41820D	460 18.1102	650 25.5906	424 16.6929	510.0 20.0787	8.1 .320	4.0 .160	7650 1,720,000	C2	450 992	513584A	315196A
AD41824D	460 18.1102	650 25.5906	470 18.5039	509.0 20.0394	SP	3.0 .120	8800 1,978,000	C2	510 1124	518846	314560
AD41825D	460 18.1102	650 25.5906	470 18.5039	509.0 20.0394	6.0 .240	3.0 .120	9050 2,035,000	D4	501 1105	532465	
AD41826D	460 18.1102	650 25.5906	470/490 18.5039	509.0 20.0394	SP	3.0 .120	9050 2,035,000	D5	515 1135	536712	
AD41816D	460 18.1102	650 25.5906	470 18.5039	509.0 20.0394	3.0 .120	3.0 .120	8800 1,978,000	D4	520 1146		319155
AD41815D	460 18.1102	680 26.7717	410 16.1417	516.0 20.3150	SP	3.0 .120	8500 1,911,000	D4	530 1168	567014	
AD41827D	480 18.8976	650 25.5906	450 17.7165	525.0 20.6693	SP	3.0 .120	8250 1,855,000	D4	440 970	547659	316690B
AD41828D	480 18.8976	650 25.5906	450 17.7165	525.0 20.6693	SP	3.0 .120	7600 1,709,000	C1	430 948	547660	
AD41829D	480 18.8976	650 25.5906	450 17.7165	525.0 20.6693	SP	3.0 .120	8500 1,911,000	D4	445 981	533487	

SP: Special inner race I.D. corner.

# 4 ROW CYLINDRICAL ROLLER BEARINGS

## AMERICAN ROLLER BEARINGS®



CYLINDRICAL ROLLER BEARINGS

BEARING NUMBER	BORE		O.D.		WIDTH		REF. DIA.	MAX. FILLET RADIUS		DYNAMIC C	DESIGN TYPE	BEARING WEIGHT		REFERENCE NUMBERS	
	B	D	D	W	F	Ri		Ro	M			kg/LBS			
	mm/IN	mm/IN	mm/IN	mm/IN	mm/IN	mm/IN	mm/IN	kN/LBS							
AD41830D	480 18.8976	680 26.7717	420 16.5354	528.0 20.7874	SP	3.0 .120	8420 1,830,000	C2	517 1140	533522	319320				
AD41831D	480 18.8976	680 26.7717	500 19.6850	528.0 20.7874	SP	4.0 .160	9350 2,102,000	C2	605 1334		316624				
AD41821D	480 18.8976	680 26.7717	500 19.6850	532.0 20.9449	SP	3.0 .120	9250 2,079,000	C2	585 1290	514445B	313516D				
AD41832D	480 18.8976	700 27.5591	500 19.6850	534.0 21.0236	6.0	4.0 .160	11000 2,473,000	C2	660 1455	546152					
AD41833D	480 18.8976	700 27.5591	530 20.8661	536.0 21.1024	6.0	6.0 .240	10000 2,248,000	C1	690 1521	523399					
AD41933D	500 19.6850	650 25.5906	260 10.2362	542.0 21.3386	5.0	5.0 .200	4020 904,000	B	225 496		319254				
AD41910D	500 19.6850	670 26.3780	450 17.7165	540.0 21.2598	SP	5.0 .200	8250 1,855,000	C1	460 1014	540386					
AD41934D	500 19.6850	670 26.3780	450 17.7165	556.0 21.8898	SP	4.0 .160	7400 1,664,000	C2	460 1014	533023					
AD41901D	500 19.6850	670 26.3780	450 17.7165	540.0 21.2598	SP	5.0 .200	8250 1,855,000	D4	460 1014		316083A				
AD41936D	500 19.6850	670 26.3780	450/470 17.7165	540.0 21.2598	SP	4.0 .160	8250 1,855,000	D5	460 1014	564182					
AD41937D	500 19.6850	680 26.7717	450 17.7165	550.0 21.6535	6.0	3.0 .120	8250 1,855,000	C2	500 1102	546335	316515				
AD41931D	500 19.6850	700 27.5591	500 19.6850	554.0 21.8110	6.0	3.0 .120	8800 1,978,000	C1	610 1345	517692					
AD41912D	500 19.6850	710 27.9528	480 18.8976	558.0 21.9685	SP	5.0 .120	8800 1,978,000	C1	610 1345	*530488	316968A				
AD41914D	500 19.6850	720 28.3465	530 20.8661	568.0 22.3622	SP	5.0 .200	10800 2,428,000	C2	740 1631	513378A	314441B				
AD42021D	510 20.0787	680 26.7717	500 19.6850	560.0 22.0472	SP	5.0 .120	8970 2,017,000	C2	622 1371	567725A	319411				
AD42024D	510 20.0787	730 28.7402	520 20.4724	565.0 22.2441	6.0	3.0 .120	13000 2,923,000	C2	730 1609	541646					
AD42026D	510 20.0787	760 29.9213	550 21.6535	570.0 22.4409	SP	3.0 .120	12700 2,855,000	C2	900 1984	517690					
AD42030D	520 20.4724	750 29.5276	530 20.8661	576.0 22.6772	6.0	3.0 .120	12000 2,698,000	C2	790 1742	541647					

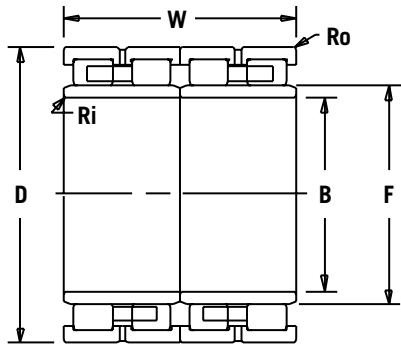
\* Design type slightly different.

SP: Special inner race I.D. corner.

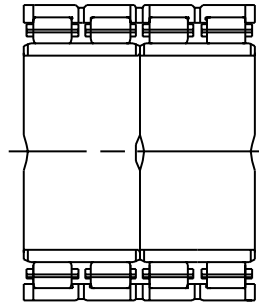
# 4 ROW CYLINDRICAL ROLLER BEARINGS

## AMERICAN ROLLER BEARINGS®

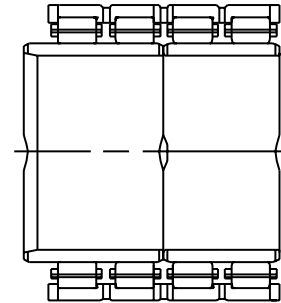
CYLINDRICAL ROLLER BEARINGS



DESIGN B



DESIGN C2



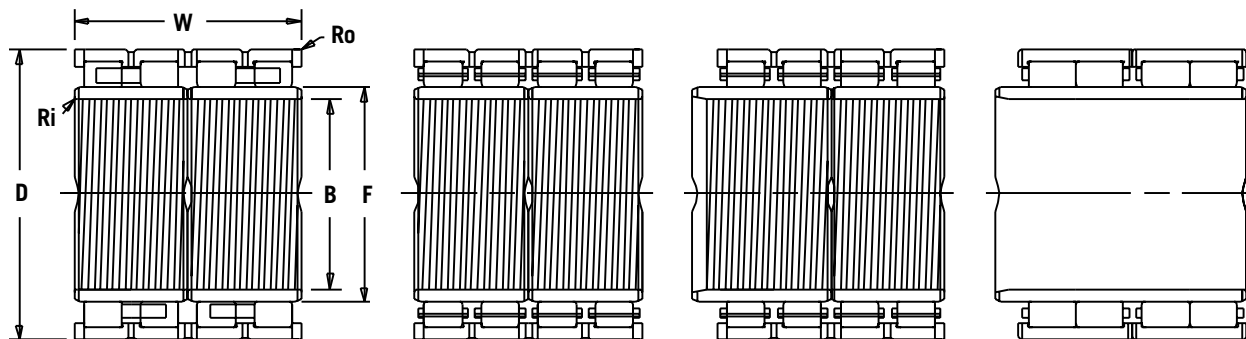
DESIGN C4

BEARING NUMBER	BORE		O.D.		WIDTH		REF. DIA.	MAX. FILLET RADIUS		DYNAMIC	DESIGN TYPE	BEARING WEIGHT		REFERENCE NUMBERS	
	B	D	W	F	Ri	Ro		C	M						
	mm/IN	mm/IN	mm/IN	mm/IN	mm/IN	mm/IN	mm/IN	kg/LBS	kg/LBS						
AD42028D	529.91	870	670	615.0	7.5	7.5	15700	D	1660	312844					
	20.8626	34.2520	26.3780	24.2126	.295	.295	3,530,000		3660						
AD42006D	530	760	520	587.0	6.0	5.0	11700	C2	775	531597	314886A				
	20.8661	29.9213	20.4724	23.1102	.240	.200	2,630,000		1709						
AD42031D	530	780	500	591.0	6.0	6.0	9350	B	805		315040				
	20.8661	30.7087	19.6850	23.2677	.200	.240	2,102,000		1775						
AD42008D	530	780	570	601.0	SP	3.0	12800	C2	950	517689A	314517A				
	20.8661	30.7087	22.4409	23.6614		.120	2,878,000		2094						
AD42102D	536.176	762.030	558.8	598.0	SP	4.0	11400	C2	850	525544A	313535B				
	21.1093	30.0012	22.0000	23.5433		.160	2,563,000		1874						
AD42112D	536.176	762.030	558.8	598.0	SP	4.0	11400	D4	845	566466	313535D				
	21.1093	30.0012	22.0000	23.5433		.160	2,563,000		1863						
AD42104D	550	740	510	600.0	SP	2.0	10100	C2	615	532843	316691B				
	21.6535	29.1339	20.0787	23.6220		.080	2,270		1356						
AD42113D	550	740	510/527	600.0	SP	2.0	10600	D5	648	579741					
	21.6535	29.1339	20.0787	23.6220		.080	2,383,000		1429						
AD42106D	550	800	520	612.0	6.0	6.0	11700	D3	895	549875	316115				
	21.6535	31.4961	20.4724	24.0945	.240	.240	2,630,000		1973						
AD42111D	550	800	560	610.0	6.0	3.0	13300	C2	960	517688	322719				
	21.6535	31.4961	22.0472	24.0157	.240	.120	2,990,000		2116						
AD42226D	559.84	920	710	652.5	SP	4.0	20100	C2	2000		313189A				
	22.0409	36.2205	27.9528	25.6890		.160	4,519,000		4409						
AD42223D	560	820	600	625.0	SP	4.0	14200	C2	1100	517687A					
	22.0472	32.2835	23.6220	24.6063		.160	3,192,000		2425						
AD42224D	570	830	600/630	635.0	SP	4.0	13900	D6	1160	532470					
	22.4409	32.6772	23.6220	25.0000		.160	3,125,000		2557						
AD42213D	571.1	812.97	594	636.0	SP	5.0	13400	C2	1000	514444	313499B				
	22.4843	32.0067	23.3858	25.0394		.200	3,012,000		2205						
AD42227D	580	850	640	648.0	SP	4.0	15700	C2	1270	517685					
	22.8346	33.4646	25.1969	25.5118		.160	3,530,000		2800						
AD42314D	600	820	550	660.0	SP	3.0	12200	C2	900	518780					
	23.6220	32.2835	21.6535	25.9843		.120	2,743,000		1984						
AD42310D	600	820	575	660.0	SP	3.0	13000	C2	910	528518	315175A				
	23.6220	32.2835	22.6378	25.9843		.120	2,923,000		2006						
AD42316D	600	820	575	660.0	SP	3.0	13000	D4	935		315175C				
	23.6220	32.2835	22.6378	25.9843		.120	2,923,000		2061						

SP: Special inner race I.D. corner.

# 4 ROW CYLINDRICAL ROLLER BEARINGS

## AMERICAN ROLLER BEARINGS®



DESIGN D3

DESIGN D4

DESIGN D5

DESIGN D6

CYLINDRICAL  
ROLLER BEARINGS

BEARING NUMBER	BORE		O.D.		WIDTH		REF. DIA.		MAX. FILLET RADIUS		DYNAMIC C	DESIGN TYPE	BEARING WEIGHT		REFERENCE NUMBERS	
	B	D	D	F	Ri	Ro	Ri	Ro	M	kg/LBS						
	mm/IN	mm/IN	mm/IN	mm/IN	mm/IN	mm/IN	mm/IN	mm/IN	mm/IN	mm/IN	kN/LBS		M	kg/LBS		
AD42317D	600 23.6220	820 32.2835	575 22.6378	660.0 25.9843	SP	4.0 .160	13000 2,923,000	D5	940 2072	565652						
AD42318D	600 23.6220	850 33.4646	640 25.1969	648.0 25.5118	SP	4.0 .160	15700 3,530,000	C2	1270 2800	517685						
AD42308D	600 23.6220	870 34.2520	540 21.2598	672.0 26.4567	SP	4.0 .160	13200 2,967,000	C2	1100 2425	533259	315068A					
AD42312D	600 23.6220	870 34.2520	640 25.1969	682.0 26.8504	SP	4.0 .160	15100 3,395,000	C2	1300 2866		314317A					
AD42309D	600 23.6220	870 34.2520	640 25.1969	672.0 26.4567	8.1 .320	7.5 .295	15900 3,574,000	C2	1340 2954	517684A	*315513					
AD42411D	628 24.7244	922 36.2992	600 23.6220	702.0 27.6378	SP	6.0 .240	16500 3,709	C2	1420 3131	561221	315071A					
AD42412D	634.5 24.9803	901.87 35.5067	674 26.5354	705.0 27.7559	SP	4.0 .160	16800 3,777,000	C2	1400 3086	515141	313705B					
AD42504D	650 25.5906	920 36.2205	670 26.3780	723.0 28.4646	SP	4.0 .160	17200 3,867,000	C2	1450 3197	515194A	313007C					
AD42520D	660 25.9843	820 32.2835	440 17.3228	702.0 27.6378	7.5 .295	4.0 .160	7480 1,682,000	B	530 1168		239509FA					
AD42506D	660 25.9843	880 34.6457	450 17.7165	727.0 28.6220	6.0 .240	6.0 .240	8420 1,893,000	B	785 1731	509944	313477					
AD42620D	670 26.3780	870 34.2520	530 20.8661	725.0 28.5433	6.0 .240	3.0 .120	12000 2,698,000	C2	830 1830	533258						
AD42621D	670 26.3780	950 37.4016	690 27.1654	740.0 29.1339	SP	4.0 .160	19500 4,384,000	C2	1600 3527	517682						
AD42622D	680 26.7717	940 37.0079	600 23.6220	743.0 29.2520	7.5 .295	4.0 .160	16600 3,732,000	C2	1300 2866	533683						
AD42610D	680 26.7717	980 38.5827	640 25.1969	760.0 29.9213	SP	4.0 .160	17200 3,867,000	C2	1590 3505	524229	313154C					
AD42704D	690 27.1654	980 38.5827	715 28.1496	767.5 30.2165	SP	4.0 .160	19800 4,451,000	C2	1780 3924	517681	313008A					
AD42705D	700 27.5591	930 36.6142	620 24.4094	763.0 30.0394	SP	3.0 .120	15100 3,395,000	C2	1190 2623	530487	316967					
AD42706D	710 27.9528	1000 39.3701	715 28.1496	787.5 31.0039	SP	4.0 .160	20100 4,519,000	C2	1860 4101	517680A	313403C					
AD42812D	730 28.7402	960 37.7953	620 24.4094	790.0 31.1024	SP	3.0 .120	15400 3,462,000	C2	1220 2690	525438	315982					

\* Design type slightly different.

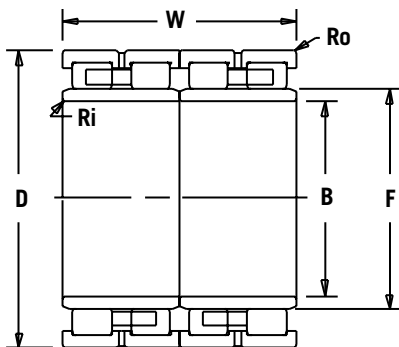
SP: Special inner race I.D. corner.



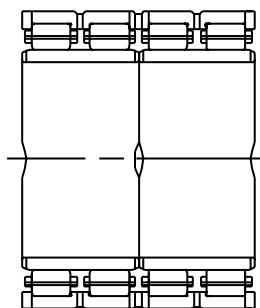
# 4 ROW CYLINDRICAL ROLLER BEARINGS

## AMERICAN ROLLER BEARINGS®

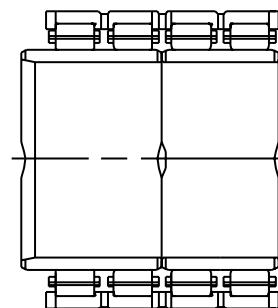
CYLINDRICAL ROLLER BEARINGS



DESIGN B



DESIGN C2



DESIGN C4

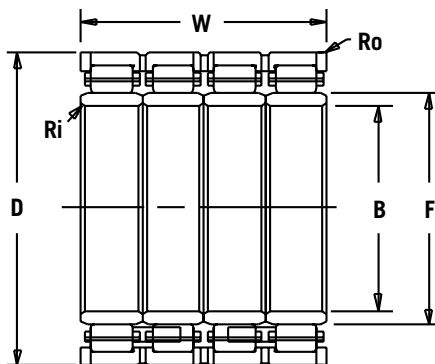
BEARING NUMBER	BORE		O.D.		WIDTH		REF. DIA.		MAX. FILLET RADIUS		DYNAMIC	DESIGN TYPE	BEARING WEIGHT		REFERENCE NUMBERS	
	B	D	W	F	Ri	Ro	C	M								
	mm/IN	mm/IN	mm/IN	mm/IN	mm/IN	mm/IN	kN/LBS	kg/LBS								
AD42813D	730	1030	750	809.0	SP	6.0	23000	C2	2040	517679	314518B					
	28.7402	40.5512	29.5276	31.8504	.240	5,171,000	4497									
AD42907D	750	1000	500	816.0	6.0	6.0	12300	B	1150	314420						
	29.5276	39.3701	19.6850	32.1260	.240	2,765,000	2535									
AD42904D	750	1000	670	813.0	SP	3.0	17600	C2	1480	524881A	315973					
	29.5276	39.3701	26.3780	32.0079	.120	3,957,000	3263									
AD42908D	750	1090	615	836.0	7.5	7.5	18800	C2	1970	800494						
	29.5276	42.9134	24.2126	32.9134	.295	4,226,000	4343									
AD42901D	761.425	1079.602	787.4	846.0	SP	7.5	23800	C2	2400	524238A	312967E					
	29.9774	42.5040	31.0000	33.3071	.295	5,350,000	5291									
AD43006D	780	1070	780	853.0	7.5	5.0	23000	C2	2150	540088						
	30.7087	42.1260	30.7087	33.5827	.295	.200	5,171,000		4740							
AD43108D	790	1120	810	875.0	7.5	4.0	26100	C2	2600	517678						
	31.1024	44.0945	31.8898	34.4488	.295	.160	5,868,000		5732							
AD43104D	800	1080	700	878.0	SP	3.0	19800	C2	1910	526169	315599A					
	31.4961	42.5197	27.5591	34.5669	.120	4,451,000	4211									
AD43207D	820	1130	800	903.0	7.5	7.5	24200	C2	2500	803317						
	32.2835	44.4882	31.4961	35.5512	.295	.295	5,440,000		5512							
AD43204D	820	1130	800/825	903.0	SP	6.0	24200	C4	2570	319313						
	32.2835	44.4882	31.4961	35.5512	.240	5,440,000	5666									
AD43208D	830	1080	710	896.0	SP	2.5	19800	C2	1730	567729						
	32.6772	42.5197	27.9528	35.2756	.100	4,451,000	3814									
AD43316D	840	1160	840	920.0	2.0	7.5	24900	C2	2780	517678						
	33.0709	45.6693	33.0709	36.2205	.080	.295	6,700,000		6129							
AD43304D	850	1150	840	928.0	SP	4.0	25500	C2	2570	545636	315826A					
	33.4646	45.2756	33.0709	36.5354	.160	5,733,000	5666									
AD43305D	860	1131.57	669.962	940.0	7.5	4.0	20200	C2	1900	529054						
	33.8583	44.5500	26.3765	37.0079	.295	.295	4,541,000		4189							
AD43320D	862.871	1221.74	889/876.3	956.0	SP	5.0	30300	C2	3470	568932						
	33.9713	48.1000	35.0000	37.6378	.200	6,812,000	7650									
AD43318D	862.98	1219.302	889/876.3	956.0	SP	4.0	30300	C2	3470	312966D						
	33.9756	48.0040	35.0000	37.6378	.160	6,812,000	7650									
AD43319D	863	1219.302	889/876.3	956.0	SP	5.0	30300	C2	3547	524239A						
	33.9764	48.0040	35.0000	37.6378	.200	6,812,000	7820									
AD43404D	865	1180	750	945.3	SP	8.5	24000	C2	2530	566883	319668					
	34.0551	46.4567	29.5276	37.2165	.335	5,395,000	5578									
AD43503D	900	1220	800	989.0	SP	3.0	25300	C2	2675	517678						
	35.4331	48.0315	31.4961	38.9370	.120	5,688,000	5897									

SP: Special inner race I.D. corner.

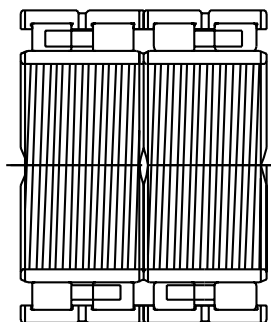


# 4 ROW CYLINDRICAL ROLLER BEARINGS

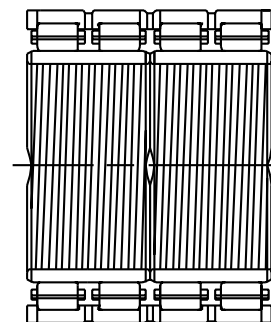
## AMERICAN ROLLER BEARINGS®



**DESIGN C7**



**DESIGN D**



**DESIGN D4**

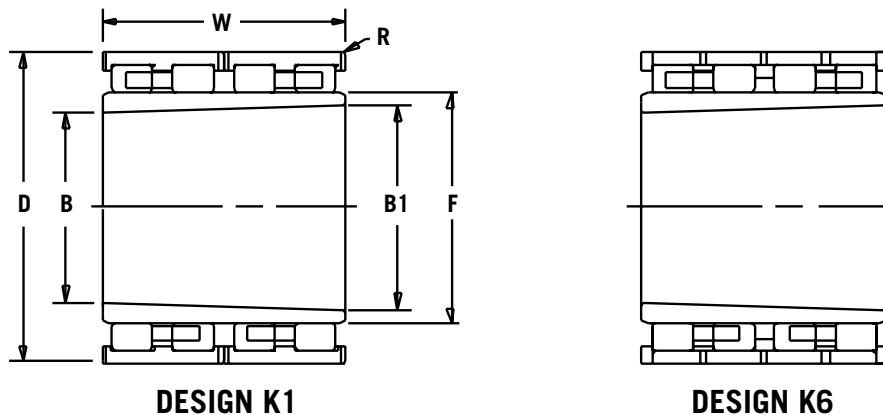
CYLINDRICAL  
ROLLER BEARINGS

BEARING NUMBER	BORE		O.D.		WIDTH		REF. DIA.		MAX. FILLET RADIUS		DYNAMIC C	DESIGN TYPE	BEARING WEIGHT		REFERENCE NUMBERS	
	B	D	D	F	Ri	Ro	mm/IN	mm/IN	mm/IN	mm/IN			M	kg/LBS		
	mm/IN	mm/IN	mm/IN	mm/IN	mm/IN	mm/IN	mm/IN	mm/IN	mm/IN	mm/IN	mm/IN	mm/IN	mm/IN	mm/IN	mm/IN	mm/IN
AD43504D	900	1220	840	989.0	SP	4.0	27,400	C2	3060	527048	316043					
	35.4331	48.0315	33.0709	38.9370	.160	6,160,000	6746									
AD43505D	900	1280	930	1000.0	7.5	4.0	33600	C2	4060	541812	314529C					
	35.4331	50.3937	36.6142	39.3701	.295	.160	7,554,000		8951							
AD43601D	937.5	1270.25	825.5	1027.0	SP	4.0	28100	C2	3160	527977	315265					
	36.9094	50.0098	32.5000	40.4331	.160	6,317,000	6967									
AD43703D	940	1320	1000	1029.0	7.5	4.0	36100	C2	4380	517676						
	37.0079	51.9685	39.3701	40.5118	.295	.160	8,116,000		9656							
AD43705D	950	1360	975	1075.0	SP	5.0	31900	C2	4900		319862					
	37.4016	53.5433	38.3858	42.3228	.200	7,171,000	10803									
AD43707D	950	1360	1000	1075.0	SP	5.0	38000	C2	5020	517369A	314520C					
	37.4016	53.5433	39.3701	42.3228	.200	8,543,000	11067									
AD43801D	980	1310	880	1061.7	SP	6.0	28600	C2	3350	580309	319303					
	38.5827	51.5748	34.6457	41.7992	.240	6,430,000	7385									
AD43802D	980	1360	1000	1080.0	SP	5.0	36100	C2	4650	517740						
	38.5827	53.5433	39.3701	42.5197	.200	8,116,000	10251									
AD43803D	990	1360	760	1080.0	12.0	6.0	26500	C2	3280	522071						
	38.9764	53.5433	29.9213	42.5197	.475	.240	5,957,000		7231							
AD43902D	1000	1360	800	1101.0	SP	4.0	27500	C2	3560	527021	316234A					
	39.3701	53.5433	31.4961	43.3465	.160	6,182,000	7848									
AD44004D	1040	1440	1000	1133.0	SP	5.0	39200	C2	5050	517675						
	40.9449	56.6929	39.3701	44.6063	.200	8,813,000	11133									
AD44103D	1060	1360	800	1137.0	SP	5.0	28300	C2	3020	521910						
	41.7323	53.5433	31.4961	44.7638	.200	6362000.00	6658									
AD44302D	1100	1500	1000	1194.0	7.5	4.0	41300	C2	5320	517737						
	43.3071	59.0551	39.3701	47.0079	.295	.160	9,285,000		11728							
AD44502D	1150	1500	760	1240.0	SP	5.0	29000	C2	3650	518206						
	45.2756	59.0551	29.9213	48.8189	.200	6,519,000	8047									
AD44701D	1200	1590	1050	1305.0	SP	6.0	41300	C2	5800	518649	315494B					
	47.2441	62.5984	41.3386	51.3780	.240	9,285,000	12787									
AD44702D	1200	1590	1050	1305.0	SP	6.0	41800	C7	5990		315494A					
	47.2441	62.5984	41.3386	51.3780	.240	9,397,000	13206									
AD45501D	1400	1900	1150	1520.0	SP	10.0	55700	C2	9500	528717						
	55.1181	74.8031	45.2756	59.8425	0.400	12,522,000	20944									
AD45903D	1500	1950	1230	1610.0	9.5	6.0	61800	C2	9900	534900						
	59.0551	76.7717	48.4252	63.3858	.375	.240	13,893,000		21826							

SP: Special inner race I.D. corner.

# 4 ROW CYLINDRICAL - TAPERED BORE

## AMERICAN ROLLER BEARINGS®



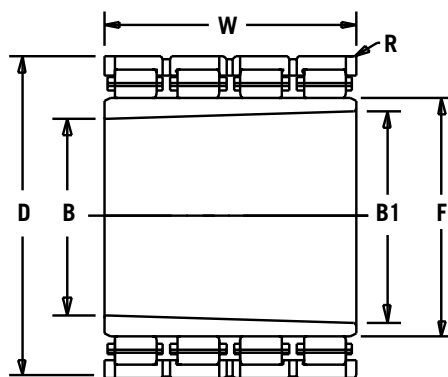
CYLINDRICAL  
ROLLER BEARINGS

BEARING NUMBER	BORE	REF. BORE	O.D.	WIDTH	REF. DIA.	MAX. FILLET	DYNAMIC CAPACITY	DESIGN TYPE	BEARING WEIGHT	REFERENCE NUMBERS	
	B*	B1	D	W	F	R	C		M		
	mm/IN	mm/IN	mm/IN	mm/IN	mm/IN	mm/IN	kN/LBS		kg/LBS		
AD4785DK	181	196	260	180	209.0	2.0	1140	K1	29	509665	314874A
	7.1260	7.7165	10.2362	7.0866	8.2283	.080	256,300		64		
AD4783DK	181.5	195.500	260	168	209.0	2.0	1120	K1	27.5	801669	314023A
	7.1457	7.6969	10.2362	6.6142	8.2283	.080	251,800		61		
AD4881DK	190	205	290	180	223.0	2.1	1450	K1	41	507508	313422
	7.4803	8.0709	11.4173	7.0866	8.7795	.083	326,000		90		
AD4889DK	200.833	220	310	230	238.3	3.2	1880	K6	65	-	457922
	7.9068	8.6614	12.2047	9.0551	9.3819	.126	495,000		144		
AD4887DK	202	218	290	192	236.0	2.1	1450	K11	40	502279	313152
	7.9528	8.5827	11.4173	7.5591	9.2913	.083	326,000		88		
AD4891DK	205	223.750	310	225	244.0	3.0	1940	K1	58	503742	313584K
	8.0709	8.8091	12.2047	8.8583	9.6063	.120	436,000		128		
AD5905DK	230	248.333	330	220	266.0	2.1	2010	K1	58	506743A	313438A
	9.0551	9.7769	12.9921	8.6614	10.4724	.083	452,000		128		
AD41012DK	246.67	270	380	280	292.5	2.8	2640	K6	115	-	457927
	9.7114	10.6299	14.9606	11.0236	11.5157	.110	593,000		254		
AD41187DK	260	280.833	400	250	310.0	3.0	2750	K1	110	-	313439
	10.2362	11.0564	15.7480	9.8425	12.2047	.120	618,000		243		
AD41139DK	260	283.750	400	285	316.0	3.0	3140	K11	125	507518	313532A
	10.2362	11.1713	15.7480	11.2205	12.4409	.120	706,000		276		
AD41141DK	266.25	290	400	285	312.4	3.2	2550	K6	120	-	457929
	10.4823	11.4173	15.7480	11.2205	12.2992	.126	573,000		265		
AD41217DK	290.833	320	450	350	353.5	3.0	4359	K1	204	-	457932
	11.4501	12.5984	17.7165	13.7795	13.9173	.120	980,000		450		
AD41302DK	305.498	334.665	470	350	362.7	3.0	5961	K1	218	-	467346
	12.0275	13.1758	18.5039	13.7795	14.2795	.120	1,340,000		480		
AD41317DK	310.833	340	470	350	353.5	3.0	4448	K1	209	-	457934
	12.2375	13.3858	18.5039	13.7795	13.9173	.120	1,000,000		460		
AD41327DK	320	349.167	480	350	378.0	1.5	4570	K21	215	505356	316345A
	12.5984	13.7467	18.8976	13.7795	14.8819	.060	1,180,000		474		
AD51408DK	340	365	520	300	401.0	5.0	4290	K11	215	-	315767K
	13.3858	14.3701	20.4724	11.8110	15.7874	.200	964000		474		
AD41514DK	358.831	388.831	520	360	414.9	-	4626	K1	245	-	467412
	14.1272	15.3083	20.4724	14.1732	16.3346	-	1,040,000		540		
AD41522DK	356.667	390	550	400	423.7	4.0	5280	K6	345	-	457939
	14.0420	15.3543	21.6535	15.7480	16.6811	.160	1,187,000		760		

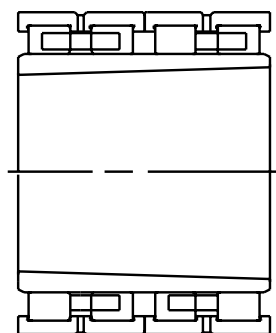
\* Bearing bore is toleranced on the B1 diameter. Taper is 1:12 on diameter.

# 4 ROW CYLINDRICAL - TAPERED BORE

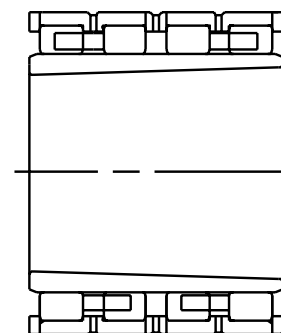
## AMERICAN ROLLER BEARINGS®



**DESIGN K4**



**DESIGN K11**



**DESIGN K21**

CYLINDRICAL  
ROLLER BEARINGS

BEARING NUMBER	BORE	REF. BORE	O.D.	WIDTH	REF. DIA.	MAX. FILLET	DYNAMIC CAPACITY	DESIGN TYPE	BEARING WEIGHT	REFERENCE NUMBERS	
	B*	B1	D	W	F	R	C		M		
	mm/IN	mm/IN	mm/IN	mm/IN	mm/IN	mm/IN	kN/LBS		kg/LBS		
AD41546DK	365	390	540	300	421.0	5.0	5010	K4	232	512340	313041C
	14.3701	15.3543	21.2598	11.8110	16.5748	.200	1,126,000		511		
AD41626DK	382.5	420	590	450	452.8	SP	6930	K4	425	457942	319352
	15.0591	16.5354	23.2283	17.7165	17.8268		1,560,000		937		
AD41709DK	412.335	453.002	650	488	494.5	4.0	8420	K11	575	527181	314964
	16.2337	17.8347	25.5906	19.2126	19.4685	.160	1,893,000		1268		
AD41711DK	412.5	450	630	450	487.8	6.0	6600	K6	499	-	457945
	16.2402	17.7165	24.8031	17.7165	19.2047	.240	1,484,000		1100		
AD41807DK	440	469.583	650	355	509.5	4.0	6270	K4	400	538221	313032
	17.3228	18.4875	25.5906	13.9764	20.0591	.160	1,410,000		882		
AD42005DK	485	530	740	540	572.0	8.0	10676	K6	816	507763	457953
	19.0945	20.8661	29.1339	21.2598	22.5197	.315	2,400,000		1800		
AD42032DK	485	530	740	540	572.3	5.0	11200	K4	820	577938	315523
	19.0945	20.8661	29.1339	21.2598	22.5315	.200	2,518,000		1808		
AD42209DK	511.584	559.917	780	580	602.7	5.8	11900	K6	920	-	457956
	20.1411	22.0440	30.7087	22.8346	23.7283	.228	2,675,000		2028		
AD42307DK	551.667	600	830	580	647.6	6.0	12300	K6	1089	-	457960
	21.7192	23.6220	32.6772	22.8346	25.4961	.240	2,765,000		2400		
AD42406DK	571.667	625	870	640	673.2	6.4	17900	K6	1180	-	457962
	22.5066	24.6063	34.2520	25.1969	26.5039	.252	4,024,000		2600		
AD42503DK	606.667	660	920	640	715.8	4.0	16500	K4	1530	-	315526
	23.8845	25.9843	36.2205	25.1969	28.1811	.160	3,710,000		3375		
AD42702DK	633.334	690	960	680	745.73	6.4	14500	K6	1680	-	457969
	24.9344	27.1654	37.7953	26.7717	29.3594	.268	3,260,000		3705		
AD43307DK	811.692	840.025	1180	850	919.5	8.5	25100	K6	3000	-	457984
	31.9564	33.0719	46.4567	33.4646	36.2008	.335	5,643,000		6614		
AD43401DK**	817.5	880	1180	750	946.0	-	20700	K21	2527	-	457988
	32.1850	34.6457	46.4567	29.5276	37.2441	-	4,650,000		5570		
AD43702DK**	918.354	950.025	1330	950***	1038.9	6.0	26400	K6	4400	-	457995
	36.1557	37.4026	52.3622	37.4016	40.9016	.240	5,934,000		9700		
AD43804DK**	950	983.33	1360	1000	1075.0	5.0	38000	K4	4840	-	314520
	35.4329	38.7138	53.5433	39.3701	42.3228	.200	8,540,000		10,670		
AD43904DK	970.566	999.899	1310	880	1061.613	14.0	24700	K6	3184	-	4579/1000
	38.2112	39.3661	51.5748	34.6457	41.796	.551	5,550,000		7020		

\* Bearing bore is toleranced on the B1 diameter. \*\* Taper is 1:30 on diameter. \*\*\* IR width is +.125mm/.005IN

# TAPERED ROLLER BEARINGS

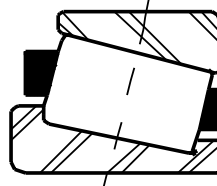


Single Row – TS	178	4 Row – TQO & 2TDIW	204
Double Row – TDO	190	4 Row – TQOS, TQUS, TQUSE	211
Double Row – TDI	198	4 Row – TQITS	212
Double Row – TDIE	203		

## TS Type Tapered Roller (Single Row)

These bearings are designed in the inch system, and most interchange with those of other manufacturers with the same boundary dimensions. The “K” factor for each is shown in one column in the bearing tables, and this indicates the radial to thrust load capability of the bearing. The standard cage for all our tapered roller bearings is a “pin type”, in which hardened and ground pins pass through a hole in the roller and are firmly attached to steel rings on each side. No suffix is used with the bearing number when a pin-type cage is supplied. Other cage designs are available when needed. These include a stamped steel design (**SS** suffix) and a one-piece brass land riding (**M2** suffix). Contact our sales department for these variations. A typical bearing number in this series is:

125TS535

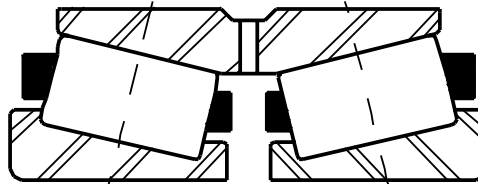


## TDO Type Tapered Roller (2 Row)

These bearings use two inner race or cone assemblies (cones) from comparable TS bearings. The outer race is called a cup, and for this type of bearing it is a double cup, allowing this bearing to take thrust in both directions. A standard feature of the double cup is a lubrication provision in the middle of its O.D. Historically, there have been three variations: 1. Groove and several oil holes. (no suffix); 2. Only one oil hole that is counterbored for engagement by an anti-rotation, hollow dowel pin. (Suffix **DC**); 3. Groove with several oil holes where one oil hole is counterbored for a dowel pin. (Suffix **CD**). Since variation 3. encompasses the features of 1. and 2. the industry has pretty much standardized on the “**CD**” cup, *if* the “**CD**” or “**DC**” cup was ever available. Unless otherwise specified, customers will automatically receive a TDO bearing with the **CD** feature, *if* that feature is available for each particular bearing. In many applications, two TDO bearings are used to support a shaft. The cone assemblies of both will be secured axially on the shaft, while the cup of one bearing, the “held bearing,” will be secured in both directions in the housing. The second TDO bearing will become an axial “float bearing” if its cup is *not* secured axially, allowing it to slide in its housing when axial expansion or contraction occurs in operation. To prevent rotation of this cup in its housing bore, a dowel pin is inserted through the housing wall so as to engage the counterbored oil hole. The dowel pin is always smaller than its counterbore hole, allowing space for axial movement while still preventing cup rotation, which would wear the housing bore. If required, TDO bearings can be supplied with no lubrication feature in the cup.

Most TDO bearings require a cone spacer to set axial clearance allowing the cones to be simply clamped. certain bench end plays have been established that result in the correct mounted end play or axial clearance. American uses an “**Lxx**” suffix on these bearings indicating the bench end play (BEP) in thousandths of an inch. For example, a bearing with .024” BEP, will have the suffix – “**L24**.” If the end user wishes to set the mounted axial play himself, we can supply a “green” spacer that is approximately .062 inches wider than .000 in. BEP. The user can then grind the faces of this spacer to set his desired axial play. In this case, the cone spacer is identified by the suffix “**LG**.” A typical bearing number for our TDO bearing is:

161TD0753CD L24

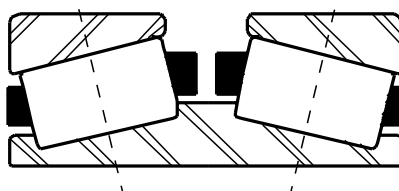


# TAPERED ROLLER BEARINGS

## TDI Type Tapered Roller (2 Row)

These are inch designed bearings that feature a double cone with two sets of rollers in axially spaced roller paths. The outer races are single cups, often the same cup used in a single row (TS) bearing. The rollers and cages of a TDI cone are usually the same as the single row version. If reaction lines are drawn perpendicular to the cup rollerpaths through the middle of the roller length on line drawings for a TDI cross section, it will be observed that these converge near the shaft centerline. This indicates that the TDI bearing is not very resistant to an overturning moment load that tries to bend the shaft. This type of two row tapered roller bearing is better suited to applications where it is known that the shaft will deflect under loading, **and** this deflection is acceptable. Similar to most TDO bearings, TDI bearings usually need a cup spacer to set desired axial play. When a TDI bearing is ordered with a certain BEP value, a steel cup spacer is ground at the factory to obtain the BEP value. If the end user wishes to set the axial play himself, he can order a "green" spacer, "LG" suffix, which is approximately .062 in. wider than .000 in. BEP. The user can then grind the cup spacer to set his desired axial play. All cup spacers come with a lubrication groove and several oil holes. A typical TDI bearing number is:

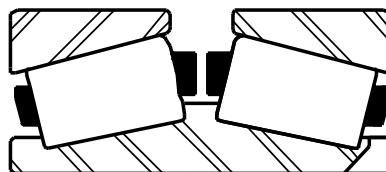
147TDI755 L24



## TDIE Type Rollneck Thrust

These bearings are specially designed for rolling mill applications to take axial thrust generated from the heavy loads encountered in rolling various metals. All TDIEs have two common features: 1. A steep cup angle for high thrust capacity, and 2. Anti-rotation keyway(s) in the cone faces and/or bores so the cones can be easily slip fit onto the rollnecks. There are only a few basic design versions of these TDIE bearings, but with slight variations in bore size, O.D., width, keyway size, and keyway locations. Many individual bearings presently exist, each designed for a particular rolling mill. Other TDIE bearings are even more specialized than those in this catalog. Some require a cup spacer to set BEP. Others employ coil springs in either the cup end faces or two side plates to apply a preload thrust to the bearing. The purpose of this is to put the rollers in the unloaded side into contact with the rollerpaths so that they roll. If this were not done, the rollers would skid on the cone rollerpath, damaging the precision ground surfaces and shortening bearing life. The housings for all TDIE bearings are designed so that this bearing does not experience any radial load from the rolling process. A typical TDIE bearing number is:

120TDIE617C



## TQO Type Tapered Roller (4 Row) and 2TDIW Type

These bearings are specially designed for rolling mill applications where their thin cross-section height and increased width provide high capacity. This allows the rolls to have larger rollneck diameters, making them stronger. The differences between a TQO bearing and a 2TDIW bearing are relatively minor, as each basically uses two TDI cones. In the TQO, there is a double cup in the middle, a single cup on each end, two cup spacers, and a cone spacer between the two double cones. A 2TDIW bearing has four single cups, three cup spacers and two double cones but no cone spacer. Either type can be supplied depending on the preference of the mill; however, the TQO is the original and much more popular.

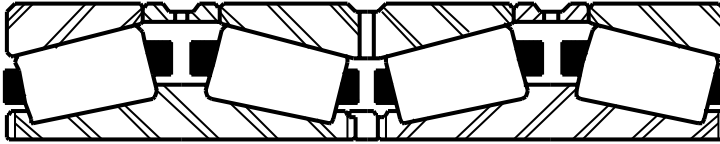
There are a few special features that are often applied to TQO bearings, particularly the cones. The first is notches on the faces of the cones. Second is helical lube grooves in the bores of the cones. These are very helpful in preventing galling and heat checks in the cone bore and on the end faces as most TQO and 2TDIW bearings are slip fit onto their rollnecks and turn somewhat during operation. A third is an extended small flange O.D. on one cone for a lip seal to run. Each has its own suffix letter designation applied to the bearing number as follows:

<b>W</b>	FACE NOTCHES (TQO ONLY)
<b>G</b>	BORE GROOVES
<b>E</b>	EXTENDED CONE FLANGE O.D
<b>A</b>	NON SPECIFIC MODIFICATION. (SOMETIMES, NON SYMMETRICAL CONES, OTHER TIMES, RADIAL OIL HOLES THROUGH THE CENTER FLANGE O.D. TO THE BORE.)
<b>S</b>	ONE OR TWO SEALS PROVIDED
<b>RL</b>	RE-LUBABLE (SEALED BEARINGS)



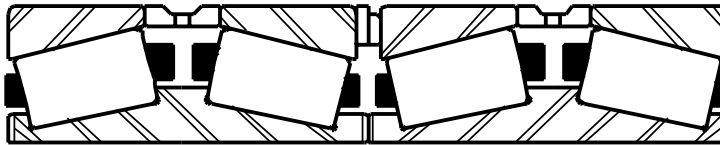
All TQO bearings have their BEP pre-set at the factory. Many standard bearings exist with several different BEP values, depending on mill preference and the way they operate. Consequently, all TQO numbers will have an "LXX" suffix on the end indicating the nominal BEP value in thousandths of an inch. A typical TQO bearing number is:

237TQO7011WL12



A typical bearing number for this bearing in the 2TDIW style is:

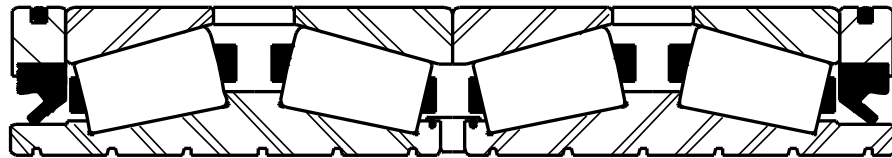
2372TDIW7011L12



## TQOS, TQUS, TQOSE - Sealed Work Roll Bearings, 4 Row

These are sealed bearings based on the common TQO design that are used on work rolls in rolling mills. They are provided in three design types according to the requirements of the mill. The seals employed are standard commercially available seals that can be purchased through distribution in either Nitrile or Viton®, depending on availability. Additional sealing of these bearings required to isolate its internals from its operating environment is provided by O-Rings on the O.D.s of the outer seal carriers and O-Rings with a center cone spacer. A typical bearing number is:

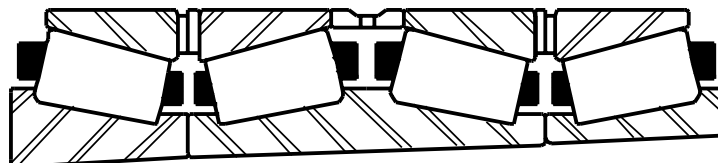
230TQOS7618-L12



## TQITS Type (4 Row Tapered Bore)

This four-row tapered roller bearing design solves the problems that occur with the previous types that have loose fits on their rollnecks. In simple terms, the tapered bore on a matching tapered journal allows an interference fit so that the inner races or cones do not turn relative to their rollneck journals. A tapered bore bearing easily slips onto the rollneck for all but the last fraction of an inch, where it is necessary to apply a large axial force to fully seat the bearing, giving the cones the desired interference fit. The problem of pulling a large, rather wide bearing off the rollneck is solved by designing hydraulic oil grooves and passages into the rollneck. By using a high pressure pump during bearing removal, the cones are easily expanded to overcome the interference fit and literally "pop" loose allowing them to be removed by hand. This design uses a double cone in the middle and two single cones at each end. The outer races are four identical single cups with three spacers in between to properly set bench end play (BEP). The BEP values for TQITS bearings are significantly higher than those of TQO bearings because the expansion of the cones due to their fit significantly reduces the BEP, usually by a factor of five times the amount of interference fit. The relatively large BEP value results in the desired mounted end play for the application. A typical TQITS bearing number is:

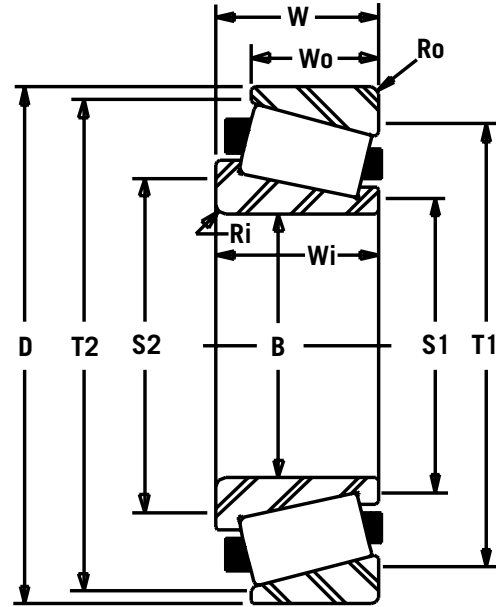
330TQITS726L52



# TS TYPE TAPERED ROLLER BEARINGS

## AMERICAN ROLLER BEARINGS®

### TS TYPE



TAPERED ROLLER BEARINGS

BEARING NUMBER	BORE		O.D.		WIDTH		CONE WIDTH		CUP WIDTH		MAX. FILLET RADIUS		SHLDR. DIA.				DYNAMIC CAPACITY C	STATIC CAPACITY Co	BRG. WT. M
	B	D	W	Wi	Wo	Ri	Ro	SHAFT		HSNG.		K*	LBS/kN	LBS/kN	LBS/kg				
	IN/mm	IN/mm	IN/mm	IN/mm	IN/mm	IN/mm	IN/mm	S1	S2	T1	T2								
78TS553A	7.8750 200.03	14.3720 365.05	3.6250 92.08	3.4999 88.90	2.5000 63.50	.380 9.65	.130 3.30	8.58 217.9	8.94 227.1	12.95 328.9	13.15 334.0	1.45	245,000 1089	440,000 1957	80 36				
78TS524	7.8750 200.03	15.1250 384.18	4.4375 112.71	4.4375 112.71	3.5625 90.49	.250 6.35	.250 6.35	9.09 230.9	9.49 241.0	13.62 345.9	14.25 362.0	1.76	380,000 1689	670,000 2980	135 61				
78TS514	7.8750 200.03	15.5000 393.70	4.3750 111.13	4.3750 111.13	3.3125 84.14	.250 6.35	.250 6.35	8.90 226.1	9.25 235.0	13.86 352.0	14.06 357.1	1.96	335,000 1489	570,000 2535	135 61				
79TS563	7.9375 201.61	14.3720 365.05	3.6250 92.08	3.4999 88.90	2.5000 63.50	.130 3.30	.130 3.30	8.58 217.9	8.94 227.1	12.95 328.9	13.15 334.0	1.45	245,000 1089	440,000 1957	80 36				
79TS553	7.9375 201.61	14.5000 368.30	3.6250 92.08	3.4999 88.90	2.5000 63.50	.130 3.30	.130 3.30	8.58 217.9	8.94 227.1	12.95 328.9	13.15 334.0	1.45	245,000 1089	440,000 1957	81 37				
80TS563	8.0000 203.20	14.3720 365.05	3.6250 92.08	3.4999 88.90	2.5000 63.50	.130 3.30	.130 3.30	8.94 227.1	9.06 230.1	12.88 327.2	13.19 335.0	1.45	245,000 1089	440,000 1957	83 38				
80TS553	8.0000 203.20	14.5000 368.30	3.6250 92.08	3.4990 88.87	2.5000 63.50	.130 3.30	.130 3.30	8.94 227.1	9.06 230.1	12.88 327.2	13.19 335.0	1.45	245,000 1089	440,000 1957	85 39				
80TS503	8.0000 203.20	16.0000 406.40	3.6250 92.08	3.3750 85.73	2.2500 57.15	.250 6.35	.250 6.35	9.33 237.0	9.69 246.1	13.74 349.0	14.71 373.6	0.73	265,000 1178	425,000 1890	104 47				
80TS424	8.0000 203.20	19.0000 482.60	4.6250 117.48	3.3750 85.73	2.8750 73.03	.250 6.35	.250 6.35	10.06 255.5	10.31 261.9	15.83 402.1	16.85 428.0	0.67	325,000 1445	530,000 2358	206 93				
81TS613	8.1250 206.38	13.2500 336.55	3.8750 98.43	3.9375 100.01	3.0625 77.79	.130 3.30	.130 3.30	8.94 227.1	9.09 230.9	12.05 306.1	12.52 318.0	1.76	285,000 1267	520,000 2313	75 34				
81TS573	8.1250 206.38	14.1732 360.00	3.6250 92.08	3.4999 88.90	2.5000 63.50	.130 3.30	.130 3.30	8.94 227.1	9.06 230.1	12.88 327.2	13.19 335.0	1.45	245,000 1089	440,000 1957	79 36				
81TS424	8.1250 206.38	19.0000 482.60	4.6250 117.48	3.7500 95.25	2.8750 73.03	.250 6.35	.250 6.35	10.16 258.1	10.39 263.9	15.83 402.1	16.85 428.0	0.67	325,000 1445	530,000 2358	204 93				
82TS592	8.2500 209.55	14.0000 355.60	2.6875 68.26	2.6250 66.68	1.8750 47.63	.280 7.11	.130 3.30	9.06 230.1	10.24 260.1	12.52 318.0	13.15 334.0	0.99	160,000 711	265,000 1179	62 28				
85TS602	8.5000 215.90	14.0000 355.60	2.7500 69.85	2.7500 69.85	1.9375 49.21	.270 6.86	.060 1.50	9.22 234.2	10.12 257.0	12.95 328.9	12.99 329.9	1.77	175,000 778	315,000 1401	47 21				
87TS464	8.7500 222.25	19.0000 482.60	4.6250 117.48	3.7500 95.25	2.8750 73.03	.250 6.35	.250 6.35	10.06 255.5	10.31 261.9	15.83 402.1	16.85 428.0	0.67	325,000 1445	530,000 2358	198 90				

\* Thrust factor. See engineering section.



# TS TYPE TAPERED ROLLER BEARINGS

## AMERICAN ROLLER BEARINGS®

TAPERED  
ROLLER BEARINGS

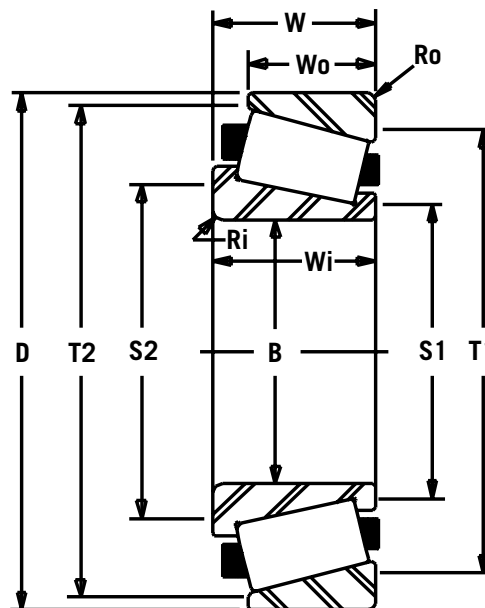
BEARING NUMBER	BORE	O.D.	WIDTH	CONE WIDTH	CUP WIDTH	MAX. FILLET RADIUS		SHLDR. DIA.				K*	DYNAMIC CAPACITY	STATIC CAPACITY	BRG. WT.
	B	D	W	Wi	Wo	Ri	Ro	SHAFT		HSNG.			C	Co	M
	IN/mm	IN/mm	IN/mm	IN/mm	IN/mm	IN/mm	IN/mm	S1	S2	T1	T2		LBS/kN	LBS/kN	LBS/kg
88TS632	8.8750 225.43	14.0000 355.60	2.7500 69.85	2.7500 69.85	1.9375 49.21	.270 6.86	.060 1.50	9.60 243.8	10.12 257.0	12.77 324.4	12.99 329.9	1.77	175,000 778	315,000 1401	51 23
88TS573	8.8750 225.43	15.7500 400.05	3.5000 88.90	3.4375 87.31	2.5000 63.50	.062 1.57	.130 3.30	9.83 249.7	10.54 267.7	14.17 359.9	14.34 364.2	1.33	260,000 1157	500,000 2224	94 43
89TS533	8.9920 228.40	17.0000 431.80	3.6250 92.08	3.3750 85.73	1.9375 49.21	.250 6.35	.250 6.35	10.51 267.0	10.79 274.1	14.76 374.9	15.64 397.3	0.66	245,000 1090	390,000 1735	112 51
90TS642	9.0000 228.60	14.0000 355.60	2.7500 69.85	2.7500 69.85	1.9375 49.21	.270 6.86	.060 1.50	9.72 246.9	10.12 257.0	12.95 328.9	12.99 329.9	1.77	175,000 778	315,000 1401	52 24
90TS573	9.0000 228.60	15.7500 400.05	3.5000 88.90	3.4375 87.31	2.5000 63.50	.410 10.41	.130 3.30	9.96 253.0	10.67 271.0	14.17 359.9	14.34 364.2	1.33	260,000 1157	500,000 2224	97 44
90TS544	9.0000 228.60	16.7500 425.45	4.0000 101.60	3.7500 95.25	3.0000 76.20	.281 7.14	.250 6.35	10.19 258.8	10.50 266.7	14.75 374.7	15.13 384.3	1.76	305,000 1357	540,000 2402	132 60
90TS474	9.0000 228.60	19.2500 488.95	4.8750 123.83	4.3750 111.13	2.8750 73.03	.250 6.35	.250 6.35	11.01 279.7	11.69 296.9	16.38 416.1	17.94 455.7	0.62	395,000 1757	620,000 2758	221 100
90TS454	9.0000 228.60	20.0000 508.00	4.6250 117.48	3.7500 95.25	2.8750 73.03	.250 6.35	.250 6.35	11.01 279.7	11.70 297.2	17.13 435.1	19.70 500.4	0.62	350,000 1557	550,000 2447	236 107
91TS653	9.1250 231.78	14.1250 358.78	2.8125 71.44	2.8125 71.44	2.1250 53.98	.250 6.35	0.13 3.30	10.00 254.0	10.35 262.9	13.19 335.0	13.50 342.9	1.76	210,000 934	420,000 1868	62 28
92TS622	9.2500 234.95	15.0000 381.00	2.9375 74.61	2.9375 74.61	2.2500 57.15	.250 6.35	.130 3.30	10.28 261.1	10.67 271.0	14.02 356.1	14.32 363.7	1.76	240,000 1068	450,000 2002	77 35
92TS614	9.2500 234.95	15.1250 384.18	4.4375 112.71	4.4375 112.71	3.5625 90.49	.250 6.35	.250 6.35	10.20 259.1	10.59 269.0	13.62 345.9	14.26 362.2	1.76	365,000 1624	735,000 3269	112 51
95TS652	9.5000 241.30	14.5000 368.30	2.0000 50.80	2.0000 50.80	1.3125 33.34	.250 6.35	.130 3.30	10.39 263.9	10.79 274.1	13.39 340.1	13.27 337.1	1.61	125,000 556	235,000 1045	40 18
95TS612	9.5000 241.30	15.5000 393.70	2.9062 73.82	2.7500 69.85	1.9687 50.00	.250 6.35	.250 6.35	10.55 268.0	10.94 277.9	14.41 366.0	14.89 378.2	1.45	205,000 912	360,000 1601	73 33
95TS602	9.5000 241.30	15.8750 403.23	2.7500 69.85	2.7500 69.85	1.8125 46.04	.250 6.35	.250 6.35	10.55 268.0	10.94 277.9	14.41 366.0	14.89 378.2	1.45	205,000 912	360,000 1601	76 34
95TS592	9.5000 241.30	16.0000 406.40	2.7500 69.85	2.7500 69.85	1.8125 46.04	.250 6.35	.250 6.35	10.55 268.0	10.94 277.9	14.41 366.0	14.89 378.2	1.45	205,000 912	360,000 1601	78 35
95TS544	9.5000 241.30	17.5000 444.50	4.0000 101.60	3.9375 100.01	3.0000 76.20	.250 6.35	.190 4.83	10.55 268.0	10.91 277.1	15.87 403.1	16.02 406.9	1.73	350,000 1557	545,000 2424	146 66
95TS494	9.5000 241.30	19.2500 488.95	4.7500 120.65	4.7500 120.65	3.6250 92.08	.250 6.35	.250 6.35	10.88 276.4	11.25 285.8	17.25 438.2	17.75 450.9	1.89	500,000 2224	800,000 3559	228 103
95TS474	9.5000 241.30	20.0000 508.00	4.6250 117.48	3.7500 95.25	2.8750 73.03	.250 6.35	.250 6.35	11.01 279.7	11.70 297.2	17.13 435.1	18.70 475.0	0.62	350,000 1557	550,000 2447	245 111
96TS643	9.6250 244.48	15.0000 381.00	3.1250 79.38	3.0000 76.20	2.2500 57.15	.250 6.35	.190 4.83	10.47 265.9	10.83 275.1	13.50 342.9	14.09 357.9	1.13	200,000 890	380,000 1690	68 31
97TS702	9.7500 247.65	14.5000 368.30	2.0000 50.80	2.0000 50.80	1.3125 33.34	.250 6.35	.130 3.30	10.49 266.4	10.59 269.0	13.00 330.2	13.27 337.1	1.61	125,000 556	230,000 1023	40 18
97TS652	9.7500 247.65	15.0000 381.00	2.9375 74.61	2.9375 74.61	2.2500 57.15	.250 6.35	.130 3.30	10.67 271.0	11.02 279.9	14.02 356.1	14.32 363.7	1.76	240,000 1068	450,000 2002	71 32
97TS614	9.7500 247.65	16.0000 406.40	4.5625 115.89	4.6250 117.48	3.6875 93.66	.250 6.35	.250 6.35	10.83 275.1	11.18 284.0	14.41 366.0	15.08 383.0	1.76	435,000 1935	840,000 3736	132 60
100TS712	10.0000 254.00	14.1250 358.78	2.8125 71.44	2.8125 71.44	2.1250 53.98	.140 3.56	.130 3.30	10.63 270.0	10.79 274.1	13.19 335.0	13.50 342.9	1.76	205,000 912	415,000 1846	49 22
100TS702	10.0000 254.00	14.3750 365.13	2.3125 58.74	2.3125 58.74	1.6875 42.86	.250 6.35	.250 6.35	10.71 272.0	11.06 280.9	13.35 339.1	13.66 347.0	1.56	150,000 667	300,000 1334	44 20

\* Thrust factor. See engineering section.

# TS TYPE TAPERED ROLLER BEARINGS

## AMERICAN ROLLER BEARINGS®

### TS TYPE



TAPERED ROLLER BEARINGS

BEARING NUMBER	BORE		O.D.	WIDTH		CONE WIDTH		CUP WIDTH		MAX. FILLET RADIUS		SHLDR. DIA.				DYNAMIC CAPACITY C	STATIC CAPACITY Co	BRG. WT. M
	B	D	W	Wi	Wo	Ri	Ro	SHAFT		HSNG.		K*	LBS/kN	LBS/kN	LBS/kg			
	IN/mm	IN/mm	IN/mm	IN/mm	IN/mm	IN/mm	IN/mm	S1	S2	T1	T2							
100TS642	10.0000 254.00	15.5000 393.70	2.9062 73.82	2.7500 69.85	1.9687 50.00	.250 6.35	.250 6.35	10.91 277.1	11.30 287.0	14.41 366.0	14.88 378.0	1.45	195,000 867	360,000 1601	68 31			
100TS632	10.0000 254.00	15.8750 403.23	2.7500 69.85	2.7500 69.85	1.8125 46.04	.250 6.35	.250 6.35	10.91 277.1	11.30 287.0	14.41 366.0	15.38 390.7	1.45	200,000 890	360,000 1601	79 36			
100TS622	10.0000 254.00	16.0000 406.40	2.7500 69.85	2.7500 69.85	1.8125 46.04	.250 6.35	.250 6.35	10.91 277.1	11.30 287.0	14.41 366.0	15.38 390.7	1.45	200,000 890	360,000 1601	82 37			
100TS603	10.0000 254.00	16.6250 422.28	3.3906 86.12	3.1406 79.77	2.6250 66.68	.250 6.35	.130 3.30	11.06 280.9	11.30 287.0	15.43 391.9	15.73 399.5	1.76	300,000 1334	475,000 2113	99 45			
100TS593	10.0000 254.00	16.9970 431.72	3.2500 82.55	3.1406 79.77	2.3750 60.33	.270 6.86	.130 3.30	11.06 280.9	11.30 287.0	15.43 391.9	15.73 399.5	1.76	300,000 1334	475,000 2113	102 46			
100TS573	10.0000 254.00	17.5000 444.50	3.0000 76.20	2.8750 73.03	2.0000 50.80	.250 6.35	.250 6.35	11.06 280.9	11.38 289.1	15.62 396.7	16.00 406.4	1.76	225,000 1,001	375,000 1668	104 47			
100TS513	10.0000 254.00	19.5000 495.30	3.0000 76.20	2.9375 74.61	2.1250 53.98	.350 8.89	.130 3.30	11.25 285.8	12.00 304.8	18.00 457.2	18.50 469.9	1.45	310,000 1379	430,000 1913	154 70			
100TS515	10.0000 254.00	19.5000 495.30	5.5625 141.29	5.5625 141.29	4.5000 114.30	.250 6.35	.250 6.35	11.30 287.0	11.65 295.9	17.64 448.1	18.39 467.1	0.76	520,000 2313	1,140,000 5071	284 129			
100TS485	10.0000 254.000	21.0000 533.400	5.2500 133.350	4.7500 120.650	3.0625 77.788	.250 6.30	.250 6.30	12.05 306.1	12.91 327.9	17.91 454.9	19.51 495.6	0.62	450,000 2002	695,000 3091	276 125			
100TS454	10.0000 254.000	22.0000 558.800	4.8750 123.825	4.1250 104.775	2.7500 69.850	.310 7.90	.030 0.76	12.13 308.1	12.48 317.0	18.78 477.0	19.76 501.9	0.67	415,000 1846	620,000 2758	278 126			
101TS632	10.1875 258.763	15.7500 400.050	2.7500 69.850	2.6563 67.470	1.8125 46.038	.380 9.60	.250 6.30	11.02 279.9	11.65 295.9	14.41 366.0	14.65 372.1	1.48	182,000 810	330,000 1468	60 27			
102TS702	10.2500 260.350	14.5000 368.300	2.3125 58.738	2.3125 58.738	1.6875 42.863	.250 6.30	.250 6.30	10.87 276.1	11.26 286.0	13.35 339.1	13.66 347.0	1.56	150,000 667	310,000 1379	38 17			
102TS652	10.2500 260.350	15.7500 400.050	2.7500 69.850	2.6563 67.470	1.8125 46.038	.380 9.60	.250 6.30	11.02 279.9	11.65 295.9	14.41 366.0	14.65 372.1	1.48	182,000 810	330,000 1468	60 27			
102TS642	10.2500 260.350	16.0000 406.400	2.7500 69.850	2.6643 67.673	2.1250 53.975	.130 3.30	.130 3.30	12.09 307.1	12.13 308.1	14.88 378.0	15.12 384.0	1.51	190,000 845	380,000 1690	21 10			
102TS623	10.2500 260.350	16.5000 419.100	3.3750 85.725	3.3125 84.138	2.4375 61.913	.250 6.30	.130 3.30	11.22 285.0	11.61 294.9	14.80 375.9	15.56 395.2	0.97	250,000 1112	515,000 2291	91 41			

\* Thrust factor. See engineering section.

# TS TYPE TAPERED ROLLER BEARINGS

## AMERICAN ROLLER BEARINGS®

TAPERED  
ROLLER BEARINGS

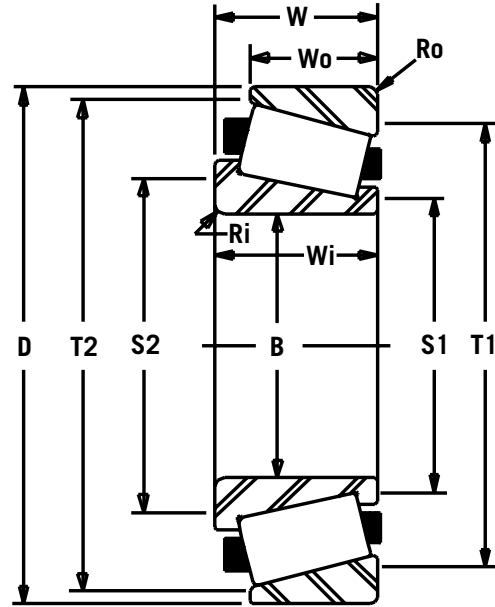
BEARING NUMBER	BORE	O.D.	WIDTH	CONE WIDTH	CUP WIDTH	MAX. FILLET RADIUS		SHLDR. DIA.				K*	DYNAMIC CAPACITY	STATIC CAPACITY	BRG. WT.
	B	D	W	Wi	Wo	Ri	Ro	SHAFT		HSNG.			C	Co	M
	IN/mm	IN/mm	IN/mm	IN/mm	IN/mm	IN/mm	IN/mm	S1	S2	T1	T2		LBS/kN	LBS/kN	LBS/kg
102TS613	10.2500 260.350	16.6250 422.275	3.3906 86.121	3.1406 79.771	2.6250 66.675	.270 6.90	.130 3.30	11.22 285.0	11.50 292.1	15.43 391.9	15.73 399.5	1.76	300,000 1334	530,000 2358	94 42
102TS603	10.2500 260.350	16.9970 431.724	3.2500 82.550	3.1406 79.771	2.3750 60.325	.270 6.90	.140 3.50	11.22 285.0	11.50 292.1	15.43 391.9	15.73 399.5	1.76	300,000 1334	530,000 2358	95 43
102TS534	10.2500 260.350	19.2500 488.950	4.7500 120.650	4.7500 120.650	3.6250 92.075	.250 6.30	.250 6.30	11.42 290.1	11.77 299.0	17.48 444.0	17.74 450.6	1.87	475,000 2113	865,000 3848	213 97
105TS682	10.5000 266.700	15.5000 393.700	2.9042 73.767	2.7500 69.850	1.9687 50.005	.250 6.30	.250 6.30	11.30 287.0	11.65 295.9	14.41 366.0	14.88 378.0	1.45	196,000 872	360,000 1601	59 27
105TS623	10.5000 266.700	16.9970 431.724	3.2500 82.550	3.1406 79.771	2.3750 60.325	.270 6.90	.140 3.50	11.22 285.0	11.50 292.1	15.43 391.9	15.75 400.1	1.76	300,000 1334	530,000 2358	92 42
105TS604	10.5000 266.700	17.5000 444.500	4.7500 120.650	4.6250 117.475	3.5000 88.900	.250 6.30	.250 6.30	11.68 296.7	12.40 315.0	15.35 389.9	16.63 422.4	1.01	375,000 1668	815,000 3625	161 73
106TS702	10.6250 269.875	15.0000 381.000	2.9375 74.613	2.9375 74.613	2.2500 57.150	.250 6.30	.130 3.30	11.30 287.0	11.65 295.9	14.02 356.1	14.33 364.0	1.76	250,000 1112	465,000 2068	57 26
107TS672	10.7500 273.050	16.0000 406.400	2.7500 69.850	2.7500 69.850	1.8125 46.038	.250 6.30	.250 6.30	11.46 291.1	11.85 301.0	14.41 366.0	14.88 378.0	1.45	196,000 872	360,000 1601	132 60
110TS593	11.0000 279.400	18.5000 469.900	3.7500 95.250	3.6875 93.663	2.7500 69.850	.380 9.60	.130 3.30	12.36 313.9	12.64 321.1	16.93 430.0	17.04 432.8	1.55	335,000 1490	680,000 3025	132 60
110TS574	11.0000 279.400	19.2500 488.950	4.7500 120.650	4.7500 120.650	3.6250 92.075	.050 1.30	.250 6.30	11.97 304.0	11.93 303.0	17.48 444.0	17.74 450.6	1.87	475,000 2113	865,000 3848	197 89
110TS692	11.0236 279.999	16.0000 406.400	2.7500 69.850	2.6643 67.673	2.1250 53.975	.130 3.30	.250 6.30	12.09 307.1	12.13 308.1	14.88 378.0	15.12 384.0	1.51	190,000 845	380,000 1690	60 27
110TS702	11.0312 280.192	15.7500 400.050	2.0625 52.388	1.9768 50.211	1.3750 34.925	.270 6.90	.130 3.30	12.09 307.1	12.17 309.1	14.80 375.9	14.80 375.9	1.43	133,000 592	275,000 1223	60 27
110TS692	11.0312 280.192	16.0000 406.400	2.7500 69.850	2.6643 67.673	2.1250 53.975	.270 6.90	.130 3.30	12.09 307.1	12.13 308.1	14.88 378.0	15.12 384.0	1.51	190,000 845	380,000 1690	59 27
112TS752	11.2500 285.750	14.9960 380.898	2.5625 65.088	2.5625 65.088	1.9375 49.213	.140 3.50	.130 3.30	11.89 302.0	12.05 306.1	14.02 356.1	14.49 368.0	1.35	160,000 712	400,000 1779	44 20
112TS613	11.2500 285.750	18.5000 469.900	3.2193 81.770	3.1720 80.569	2.2500 57.150	.380 9.60	.130 3.30	13.12 333.2	13.25 336.6	16.30 414.0	16.75 425.5	2.00	290,000 1290	465,000 2068	108 49
112TS603	11.2500 285.750	18.7500 476.250	3.2193 81.770	3.1720 80.569	2.2500 57.150	.380 9.60	.130 3.30	13.12 333.2	13.25 336.6	16.30 414.0	16.75 425.5	2.00	290,000 1290	465,000 2068	113 51
113TS713	11.3750 288.925	16.0000 406.400	3.0625 77.788	3.0625 77.788	2.3750 60.325	.250 6.30	.130 3.30	12.20 309.9	12.44 316.0	14.92 379.0	15.28 388.1	1.73	240,000 1068	540,000 2402	68 31
115TS623	11.5000 292.100	18.5000 469.900	3.7500 95.250	3.6875 93.663	2.7500 69.850	.380 9.60	.130 3.30	12.76 324.1	12.99 329.9	16.93 430.0	17.04 432.8	1.55	335,000 1490	680,000 3025	123 56
115TS565	11.5000 292.100	20.4960 520.598	5.0000 127.000	5.0000 127.000	3.8750 98.425	.500 12.70	.250 6.30	12.19 309.6	14.50 368.3	18.19 462.0	19.25 489.0	1.45	550,000 2447	1,040,000 4626	254 115
115TS564	11.5000 292.100	20.5000 520.700	4.2500 107.950	4.2500 107.950	3.0000 76.200	.250 6.30	.250 6.30	12.74 323.6	13.50 342.9	18.00 457.2	19.00 482.6	1.78	400,000 1779	765,000 3403	215 98
115TS525	11.5000 292.100	22.0000 558.800	5.3750 136.525	5.3750 136.525	3.8750 98.425	.250 6.30	.250 6.30	12.95 328.9	13.19 335.0	19.72 500.9	20.24 514.1	1.48	570,000 2535	1,000,000 4448	310 141
117TS692	11.7500 298.450	17.0000 431.800	2.7500 69.850	2.4375 61.913	1.5625 39.688	.310 7.90	.060 1.50	12.60 320.0	13.07 332.0	16.38 416.1	16.34 415.0	1.55	180,000 801	355,000 1579	64 29
117TS672	11.7500 298.450	17.5000 444.500	2.5000 63.500	2.4375 61.913	1.5625 39.688	.310 7.90	.060 1.50	12.60 320.0	13.07 332.0	16.38 416.1	16.34 415.0	1.55	180,000 801	355,000 1579	66 30
118TS615	11.8100 299.974	19.5000 495.300	5.5625 141.288	5.5625 141.288	4.5000 114.300	.250 6.30	.250 6.30	13.07 332.0	13.46 341.9	17.64 448.1	18.40 467.4	1.76	620,000 2758	1,140,000 5071	243 110

\* Thrust factor. See engineering section.

# TS TYPE TAPERED ROLLER BEARINGS

## AMERICAN ROLLER BEARINGS®

### TS TYPE



TAPERED ROLLER BEARINGS

BEARING NUMBER	BORE		O.D.	WIDTH	CONE WIDTH	CUP WIDTH	MAX. FILLET RADIUS		SHLDR. DIA.				K*	DYNAMIC CAPACITY	STATIC CAPACITY	BRG. WT.
	B	D	W	Wi	Wo	Ri	Ro	SHAFT		HSNG.		C		Co	M	
	IN/mm	IN/mm	IN/mm	IN/mm	IN/mm	IN/mm	IN/mm	IN/mm	S1	S2	T1	T2		LBS/kN	LBS/kN	LBS/kg
118TS713	11.8125	16.6250	3.2500	3.2500	2.5000	.250	.130	12.56	12.91	15.51	15.87	1.73	285,000	585,000	78	
	300.038	422.275	82.550	82.550	63.500	6.30	3.30	319.0	327.9	394.0	403.1		1268	2602	35	
120TS693	12.0000	17.2460	3.0000	3.0312	2.1250	.250	.190	12.91	13.15	15.98	16.18	1.40	200,000	410,000	75	
	304.800	438.048	76.200	76.992	53.975	6.30	4.80	327.9	334.0	405.9	411.0		890	1824	34	
120TS682	12.0000	17.5000	2.5000	2.4375	1.5625	.310	.060	12.76	13.27	16.38	16.34	1.55	170,000	320,000	63	
	304.800	444.500	63.500	61.913	39.688	7.90	1.50	324.1	337.1	416.1	415.0		756	1423	29	
120TS613	12.0000	19.5000	3.0000	2.9375	2.1250	.250	.130	12.95	13.35	18.07	18.23	1.45	300,000	510,000	116	
	304.800	495.300	76.200	74.613	53.975	6.30	3.30	328.9	339.1	459.0	463.0		1334	2269	53	
120TS623	12.0000	19.5000	3.7500	3.6250	2.7500	.630	.250	12.99	14.13	17.72	18.07	1.45	340,000	680,000	140	
	304.800	495.300	95.250	92.075	69.850	16.00	6.30	329.9	358.9	450.1	459.0		1512	3025	64	
120TS614	12.0000	19.6830	4.0000	3.1250	2.1250	.250	.250	13.54	13.90	17.24	18.94	0.50	275,000	490,000	146	
	304.800	499.948	101.600	79.375	53.975	6.30	6.30	343.9	353.1	437.9	481.1		1223	2180	66	
120TS545	12.0000	22.0000	5.3750	5.3750	3.8750	.050	.250	13.19	13.19	19.72	20.24	1.48	595,000	1,100,000	297	
	304.800	558.800	136.525	136.525	98.425	1.30	6.30	335.0	335.0	500.9	514.1		2647	4893	135	
123TS634	12.3750	19.5000	4.7500	4.6875	3.5000	.250	.250	13.57	14.21	17.28	18.62	1.01	435,000	965,000	183	
	314.325	495.300	120.650	119.063	88.900	6.30	6.30	344.7	360.9	438.9	472.9		1935	4293	83	
125TS712	12.5000	17.5000	2.5000	2.4375	1.5625	.310	.060	13.15	13.62	16.34	16.38	1.55	170,000	320,000	57	
	317.500	444.500	63.500	61.913	39.688	7.90	1.50	334.0	345.9	415.0	416.1		756	1423	26	
125TS713	12.5000	17.6250	3.3750	3.3750	2.6875	.140	.130	13.27	13.43	16.46	16.85	1.74	300,000	635,000	90	
	317.500	447.675	85.725	85.725	68.263	3.50	3.30	337.1	341.1	418.1	428.0		1334	2825	41	
125TS692	12.5000	18.0000	2.6250	2.5625	1.6875	.270	.270	13.26	14.00	16.75	17.12	1.49	215,000	366,000	76	
	317.500	457.200	66.675	65.088	42.863	6.90	6.90	336.8	355.6	425.5	434.8		956	1628	34	
125TS535	12.5000	23.5000	5.3750	5.3750	3.8750	.780	.250	13.90	15.35	21.02	21.50	1.38	600,000	1,060,000	360	
	317.500	596.900	136.525	136.525	98.425	19.80	6.30	353.1	389.9	533.9	546.1		2669	4715	163	
125TS515	12.5000	24.5000	5.8125	5.8125	3.2500	.560	.500	14.68	16.14	20.91	22.90	0.62	605,000	930,000	395	
	317.500	622.300	147.638	147.638	82.550	14.20	12.70	372.9	410.0	531.1	581.7		2691	4137	179	
128TS535	12.8125	23.5000	5.3750	5.3750	3.8750	.250	.250	14.53	14.53	21.02	21.55	1.38	600,000	1,060,000	350	
	325.438	596.900	136.525	136.525	98.425	6.30	6.30	369.1	369.1	533.9	547.4		2669	4715	159	
130TS623A	12.9870	21.0000	3.0000	3.0000	2.0000	.190	.130	14.06	14.38	19.62	19.75	1.76	335,000	500,000	132	
	329.870	533.400	76.200	76.200	50.800	4.80	3.30	357.1	365.3	498.3	501.7		1490	2224	60	

\* Thrust factor. See engineering section.

# TS TYPE TAPERED ROLLER BEARINGS

## AMERICAN ROLLER BEARINGS®

TAPERED  
ROLLER BEARINGS

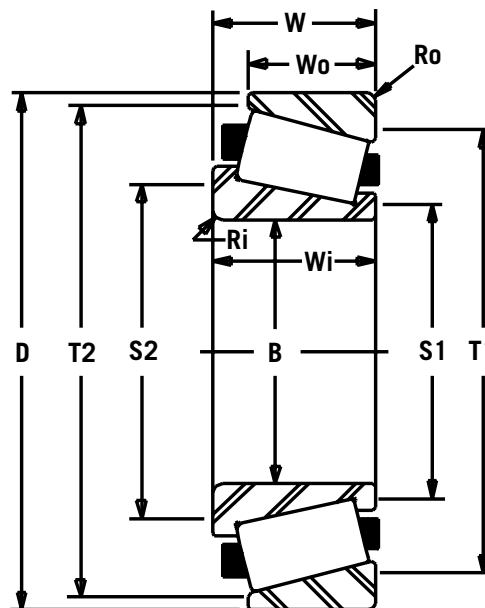
BEARING NUMBER	BORE	O.D.	WIDTH	CONE WIDTH	CUP WIDTH	MAX. FILLET RADIUS		SHLDR. DIA.				K*	DYNAMIC CAPACITY	STATIC CAPACITY	BRG. WT.
	B	D	W	Wi	Wo	Ri	Ro	SHAFT		HSG.			C	Co	M
	IN/mm	IN/mm	IN/mm	IN/mm	IN/mm	IN/mm	IN/mm	S1	S2	T1	T2		LBS/kN	LBS/kN	LBS/kg
130TS702	13.0000 330.200	18.5000 469.900	2.3750 60.325	2.1875 55.563	1.5000 38.100	.280 7.10	.250 6.30	14.02 356.1	14.45 367.0	17.76 451.1	17.91 454.9	1.17	170,000 756	335,000 1490	67 30
130TS672	13.0000 330.200	19.0000 482.600	2.3750 60.325	2.1875 55.563	1.5000 38.100	.280 7.10	.250 6.30	14.02 356.1	14.45 367.0	17.76 451.1	17.91 454.9	1.17	170,000 756	335,000 1490	74 34
130TS682	13.0000 330.200	19.0000 482.600	2.6250 66.675	2.5000 63.500	1.7500 44.450	.270 6.90	.270 6.90	13.94 354.1	14.41 366.0	17.68 449.1	17.96 456.2	1.40	220,000 979	440,000 1957	80 36
130TS683	13.0000 330.200	19.0000 482.600	3.3750 85.725	3.1562 80.167	2.3750 60.325	.250 6.30	.130 3.30	13.82 351.0	14.17 359.9	17.68 449.1	17.87 453.9	1.49	275,000 1223	585,000 2602	101 46
130TS672B	13.0000 330.200	19.2500 488.950	2.3750 60.325	2.1875 55.563	1.5000 38.100	.280 7.10	.250 6.30	14.02 356.1	14.45 367.0	17.76 451.1	17.91 454.9	1.17	170,000 756	335,000 1490	77 35
131TS703	13.1250 333.375	18.5000 469.900	3.5625 90.488	3.5625 90.488	2.8125 71.438	.250 6.30	.130 3.30	14.06 357.1	14.29 363.0	17.28 438.9	17.68 449.1	1.74	325,000 1446	760,000 3381	110 50
135TS643	13.5000 342.900	21.0000 533.400	3.0000 76.200	3.0000 76.200	2.0000 50.800	.190 4.80	.130 3.30	14.45 367.0	14.69 373.1	19.72 500.9	19.72 500.9	1.76	300,000 1334	560,000 2491	128 58
136TS742	13.6250 346.075	18.5000 469.900	2.3750 60.325	2.1875 55.563	1.5000 38.100	.280 7.10	.250 6.30	14.02 356.1	14.45 367.0	17.76 451.1	17.91 454.9	1.17	170,000 756	335,000 1490	60 27
136TS712	13.6250 346.075	19.0000 482.600	2.3750 60.325	2.1875 55.563	1.5000 38.100	.280 7.10	.250 6.30	14.49 368.0	14.92 379.0	17.76 451.1	17.91 454.9	1.17	170,000 756	335,000 1490	66 30
136TS722	13.6250 346.075	19.0000 482.600	2.6250 66.675	2.5000 63.500	1.7500 44.450	.500 12.70	.270 6.90	14.41 366.0	14.80 375.9	17.68 449.1	17.95 455.9	1.40	240,000 1068	440,000 1957	70 32
136TS713	13.6250 346.075	19.2500 488.950	3.7500 95.250	3.7500 95.250	2.9375 74.613	.250 6.30	.130 3.30	14.45 367.0	14.84 376.9	17.95 455.9	18.39 467.1	1.74	355,000 1579	840,000 3736	122 55
137TS703	13.7500 349.250	19.7500 501.650	3.5625 90.488	3.3125 84.138	2.7500 69.850	.250 6.30	.130 3.30	14.65 372.1	15.04 382.0	18.50 469.9	18.83 478.3	1.59	310,000 1379	710,000 3158	120 54
140TS732	14.0000 355.600	19.0000 482.600	2.3750 60.325	2.1875 55.563	1.5000 38.100	.280 7.10	.250 6.30	14.76 374.9	15.20 386.1	17.76 451.1	17.91 454.9	1.17	170,000 756	355,000 1579	62 28
140TS722	14.0000 355.600	19.2500 488.950	2.3750 60.325	2.1875 55.563	1.5000 38.100	.280 7.10	.250 6.30	14.76 374.9	15.20 386.1	17.76 451.1	17.91 454.9	1.17	170,000 756	355,000 1579	109 49
140TS712	14.0000 355.600	19.7500 501.650	2.9375 74.613	2.6250 66.675	2.0000 50.800	.250 6.30	.130 3.30	14.92 379.0	15.28 388.1	18.58 471.9	18.94 481.1	1.33	235,000 1045	500,000 2224	90 41
140TS713	14.0000 355.600	19.7500 501.650	3.5625 90.488	3.3125 84.138	2.7500 69.850	.250 6.30	.130 3.30	14.84 376.9	15.24 387.1	18.50 469.9	18.83 478.3	1.59	310,000 1379	710,000 3158	115 52
140TS692	14.0000 355.600	20.2500 514.350	2.9375 74.613	2.6250 66.675	2.0000 50.800	.250 6.30	.130 3.30	14.92 379.0	15.28 388.1	18.58 471.9	18.94 481.1	1.33	235,000 1045	500,000 2224	206 93
140TS536	14.0000 355.600	26.5000 673.100	6.0000 152.400	6.0000 152.400	4.5000 114.300	.630 16.00	.250 6.30	15.59 396.0	16.73 424.9	23.74 603.0	24.09 611.9	1.55	750,000 3336	1,370,000 6094	495 225
145TS704	14.4980 368.249	20.6250 523.875	4.0000 101.600	4.0000 101.600	3.1250 79.375	.250 6.30	.250 6.30	15.51 394.0	15.75 400.1	19.17 486.9	19.63 498.6	1.76	430,000 1913	915,000 4070	155 70
145TS613	14.5000 368.300	23.5000 596.900	3.7500 95.250	3.6250 92.075	2.3750 60.325	.380 9.60	.250 6.30	15.81 401.6	16.38 416.1	21.38 543.1	21.75 552.5	1.41	380,000 1690	445,000 1979	187 85
145TS605	14.5000 368.300	24.0000 609.600	5.6250 142.875	5.5000 139.700	4.3750 111.125	.312 7.90	.250 6.30	15.87 403.1	16.25 412.8	21.62 549.1	22.50 571.5	1.70	650,000 2891	1,300,000 5783	366 166
145TS595	14.5000 368.300	24.5000 622.300	5.6250 142.875	5.5000 139.700	4.3750 111.125	.312 7.90	.250 6.30	15.87 403.1	16.25 412.8	21.81 554.0	22.50 571.5	1.70	650,000 2891	1,300,000 5783	390 177
146TS743	14.6250 371.475	19.7500 501.650	2.9375 74.613	2.6250 66.675	2.0000 50.800	.250 6.30	.130 3.30	15.35 389.9	15.75 400.1	18.58 471.9	18.94 481.1	1.33	235,000 1045	500,000 2224	79 36
147TS713	14.7500 374.650	20.5625 522.288	3.3750 85.725	3.3125 84.138	2.4375 61.913	.250 6.30	.130 3.30	15.63 397.0	16.02 406.9	19.41 493.0	19.67 499.6	1.51	310,000 1379	710,000 3158	117 53

\* Thrust factor. See engineering section.

# TS TYPE TAPERED ROLLER BEARINGS

## AMERICAN ROLLER BEARINGS®

### TS TYPE



TAPERED ROLLER BEARINGS

BEARING NUMBER	BORE		O.D.	WIDTH	CONE WIDTH	CUP WIDTH	MAX. FILLET RADIUS		SHLDR. DIA.				K*	DYNAMIC CAPACITY	STATIC CAPACITY	BRG. WT.
	B	D	W	Wi	Wo	Ri	Ro	SHAFT		HSNG.		C		Co	M	
	IN/mm	IN/mm	IN/mm	IN/mm	IN/mm	IN/mm	IN/mm	IN/mm	S1	S2	T1	T2		LBS/kN	LBS/kN	LBS/kg
150TS752	15.0000	20.0000	2.5000	2.3125	1.5000	.250	.130	15.75	16.14	18.82	18.98	1.10	163,000	380,000	67	
	381.000	508.000	63.500	58.738	38.100	6.30	3.30	400.1	410.0	478.0	482.1		725	1690	30	
150TS704	15.0000	21.5000	4.1250	4.1250	3.2500	.250	.250	15.94	16.34	19.96	20.47	1.76	475,000	920,000	170	
	381.000	546.100	104.775	104.775	82.550	6.30	6.30	404.9	415.0	507.0	519.9		2113	4092	77	
150TS654	15.0000	23.2500	4.5000	4.5000	3.5000	.250	.250	16.34	16.73	21.61	22.09	1.76	550,000	1,200,000	262	
	381.000	590.550	114.300	114.300	88.900	6.30	6.30	415.0	424.9	548.9	561.1		2447	5338	119	
151TS694	15.1250	21.5000	4.1250	4.1250	3.2500	.250	.250	16.02	16.42	19.96	20.47	1.76	475,000	930,000	169	
	384.175	546.100	104.775	104.775	82.550	6.30	6.30	406.9	417.1	507.0	519.9		2113	4137	77	
151TS644	15.1250	23.5000	4.5000	4.5000	3.5000	.312	.250	16.02	16.50	20.96	21.50	1.76	550,000	1,140,000	258	
	384.175	596.900	114.300	114.300	88.900	7.90	6.30	406.9	419.1	532.4	546.1		2447	5071	117	
151TS753	15.1875	20.2500	3.2500	3.2500	2.5000	.250	.130	15.98	16.34	18.98	19.49	1.40	300,000	730,000	140	
	385.763	514.350	82.550	82.550	63.500	6.30	3.30	405.9	415.0	482.1	495.0		1334	3247	64	
152TS713	15.2460	21.5000	3.4375	3.4375	2.6875	.250	.250	16.30	16.69	20.08	20.79	1.40	375,000	865,000	146	
	387.248	546.100	87.313	87.313	68.263	6.30	6.30	414.0	423.9	510.0	528.1		1668	3848	66	
155TS723	15.5000	21.5000	3.0000	2.4063	2.1875	.250	.250	16.34	16.69	19.84	20.30	1.23	245,000	540,000	98	
	393.700	546.100	76.200	61.120	55.563	6.30	6.30	415.0	423.9	503.9	515.6		1090	2402	44	
155TS702	15.5000	22.0000	2.5625	2.4063	1.7500	.250	.250	16.38	16.75	20.00	20.88	1.23	245,000	540,000	111	
	393.700	558.800	65.088	61.120	44.450	6.30	6.30	416.1	425.5	508.0	530.4		1090	2402	50	
156TS733	15.6250	21.5000	3.0000	2.4063	2.1875	.250	.250	16.46	16.85	19.84	20.30	1.23	245,000	540,000	100	
	396.875	546.100	76.200	61.120	55.563	6.30	6.30	418.1	428.0	503.9	515.6		1090	2402	45	
156TS712	15.6250	22.0000	2.5625	2.4063	1.7500	.250	.250	16.46	16.85	20.00	20.88	1.23	245,000	540,000	109	
	396.875	558.800	65.088	61.120	44.450	6.30	6.30	418.1	428.0	508.0	530.4		1090	2402	49	
160TS742	16.0000	21.5000	3.0000	2.4063	2.1875	.250	.250	16.73	17.13	19.84	20.31	1.23	245,000	540,000	93	
	406.400	546.100	76.200	61.120	55.563	6.30	6.30	424.9	435.1	503.9	515.9		1090	2402	42	
160TS753	16.0000	21.5000	3.4375	3.4375	2.6875	.250	.250	16.30	17.00	20.08	20.74	1.40	375,000	865,000	128	
	406.400	546.100	87.313	87.313	68.263	6.30	6.30	414.0	431.8	510.0	526.8		1668	3848	58	
160TS743	16.0000	21.6250	3.3750	3.3125	2.4375	.250	.130	16.81	17.20	20.43	20.67	1.43	320,000	800,000	120	
	406.400	549.275	85.725	84.138	61.913	6.30	3.30	427.0	436.9	518.9	525.0		1423	3559	54	
160TS722	16.0000	22.0000	2.5625	2.4063	1.7500	.250	.250	16.75	17.13	20.00	20.88	1.23	245,000	540,000	102	
	406.400	558.800	65.088	61.120	44.450	6.30	6.30	425.5	435.1	508.0	530.4		1090	2402	46	

\* Thrust factor. See engineering section.

## AMERICAN ROLLER BEARINGS®

TAPERED  
ROLLER BEARINGS

BEARING NUMBER	BORE	O.D.	WIDTH	CONE WIDTH	CUP WIDTH	MAX. FILLET RADIUS		SHLDR. DIA.				K*	DYNAMIC CAPACITY	STATIC CAPACITY	BRG. WT.
	B	D	W	Wi	Wo	Ri	Ro	SHAFT		HSNG.			C	Co	M
	IN/mm	IN/mm	IN/mm	IN/mm	IN/mm	IN/mm	IN/mm	IN/mm	IN/mm	IN/mm	IN/mm		LBS/kN	LBS/kN	LBS/kg
160TS703	16.0000 406.400	22.6250 574.675	3.0000 76.200	2.6719 67.866	2.0000 50.800	.270 6.90	.130 3.30	17.00 431.8	17.36 440.9	20.88 530.4	21.63 549.4	1.17	250,000 1112	570,000 2535	118 54
160TS694	16.0000 406.400	23.2500 590.550	4.2500 107.950	4.2500 107.950	3.1875 80.963	.380 9.60	.250 6.30	17.13 435.1	17.64 448.1	21.61 548.9	22.07 560.6	1.80	510,000 2269	1,080,000 4804	213 97
160TS673	16.0000 406.400	23.9970 609.524	3.2500 82.550	3.1250 79.375	2.3750 60.325	.312 7.90	.250 6.30	17.25 438.2	17.75 450.9	22.25 565.2	22.68 576.1	1.76	390,000 1735	765,000 3403	182 83
160TS673A	16.0000 406.400	23.9970 609.524	3.4375 87.313	3.1250 79.375	2.5625 65.088	.312 7.90	.250 6.30	17.25 438.2	17.75 450.9	22.13 562.1	22.68 576.1	1.76	390,000 1735	765,000 3403	193 88
160TS663	16.0000 406.400	24.0000 609.600	3.6250 92.075	3.3125 84.138	2.3750 60.325	.270 6.90	.250 6.30	17.28 438.9	17.44 443.0	22.32 566.9	22.44 570.0	1.52	335,000 1490	695,000 3091	174 79
160TS603	16.0000 406.400	26.5000 673.100	3.5000 88.900	3.4580 87.833	2.3750 60.325	.250 6.30	.130 3.30	17.31 439.7	17.63 447.8	24.63 625.6	25.00 635.0	1.45	450,000 2002	750,000 3336	263 119
160TS537	16.0000 406.400	30.0000 762.000	7.1250 180.975	6.3750 161.925	4.2500 107.950	.500 12.70	.500 12.70	18.24 463.3	20.20 513.1	25.87 657.1	28.32 719.3	0.62	1,020,000 4537	1,960,000 8718	725 329
161TS713	16.1250 409.575	22.6250 574.675	3.0000 76.200	2.6719 67.866	2.0000 50.800	.270 6.90	.130 3.30	17.06 433.3	17.50 444.5	20.88 530.4	21.63 549.4	1.17	250,000 1112	570,000 2535	124 56
161TS673	16.1875 411.163	24.0000 609.600	3.6250 92.075	3.3125 84.138	2.3750 60.325	.270 6.90	.250 6.30	17.43 442.7	17.63 447.8	22.13 562.1	22.50 571.5	1.70	355,000 1579	695,000 3091	194 88
163TS704	16.3750 415.925	23.2500 590.550	4.5000 114.300	4.5000 114.300	3.5000 88.900	.250 6.30	.250 6.30	17.36 440.9	17.75 450.9	21.61 548.9	22.09 561.1	1.76	550,000 2447	1,200,000 5338	210 95
167TS625	16.7500 425.450	26.9960 685.698	5.6250 142.875	5.6250 142.875	4.1250 104.775	.500 12.70	.250 6.30	18.25 463.6	19.00 482.6	24.25 616.0	25.75 654.1	1.24	670,000 2980	1,460,000 6494	414 188
169TS713	16.9375 430.213	23.7500 603.250	3.0000 76.200	2.8750 73.025	2.0000 50.800	.250 6.30	.250 6.30	17.99 456.9	18.35 466.1	21.97 558.0	22.16 562.9	1.11	270,000 1201	655,000 2914	133 60
170TS751	17.0000 431.800	22.5000 571.500	1.7500 44.450	1.7500 44.450	1.2500 31.750	.130 3.30	.130 3.30	17.80 452.1	17.95 455.9	20.91 531.1	20.91 531.1	1.83	140,000 623	348,000 1548	62 28
170TS752	17.0000 431.800	22.5000 571.500	2.9375 74.613	2.8750 73.025	2.1875 55.563	.130 3.30	.130 3.30	17.80 452.1	18.25 463.6	21.00 533.4	21.62 549.1	1.52	300,000 1334	640,000 2847	95 43
170TS762	17.0000 431.800	22.5000 571.500	2.9375 74.613	2.9375 74.613	2.0625 52.388	.130 3.30	.130 3.30	17.83 452.9	17.99 456.9	21.14 537.0	21.61 548.9	1.07	275,000 1223	735,000 3269	105 48
170TS723	17.0000 431.800	23.7500 603.250	3.0000 76.200	2.8750 73.025	2.0000 50.800	.250 6.30	.250 6.30	18.00 457.2	18.35 466.1	21.97 558.0	22.16 562.9	1.11	270,000 1201	655,000 2914	131 59
170TS643	17.0000 431.800	26.5000 673.100	3.5000 88.900	3.4580 87.833	2.3750 60.325	.250 6.30	.130 3.30	18.31 465.1	18.58 471.9	24.63 625.6	25.00 635.0	1.45	450,000 2002	750,000 3336	203 92
170TS643A	17.0000 431.800	26.5000 673.100	3.7500 95.250	3.4531 87.709	2.6250 66.675	.250 6.30	.130 3.30	18.31 465.1	18.63 473.2	24.63 625.6	25.00 635.0	1.45	450,000 2002	750,000 3336	226 103
170TS637	17.0040 431.902	26.9960 685.698	7.0000 177.800	6.8750 174.625	5.6250 142.875	.250 6.30	.250 6.30	18.54 470.9	18.78 477.0	24.69 627.1	25.53 648.5	1.80	915,000 4070	2,040,000 9074	544 247
173TS673	17.3750 441.325	26.0000 660.400	3.5937 91.280	3.3750 85.725	2.4688 62.708	.410 10.4	.250 6.30	18.75 476.3	19.37 492.0	24.00 609.6	24.63 625.6	1.73	390,000 1735	780,000 3470	230 104
175TS704	17.5000 444.500	25.0000 635.000	4.7500 120.650	4.7500 120.650	3.7500 95.250	.250 6.30	.250 6.30	18.66 474.0	19.06 484.1	23.27 591.1	23.82 605.0	1.76	570,000 2535	1,400,000 6227	259 117
176TS791	17.6250 447.675	22.2500 565.150	1.7500 44.450	1.7500 44.450	1.2500 31.750	.130 3.30	.130 3.30	18.27 464.1	18.39 467.1	20.91 531.1	20.91 531.1	1.83	146,000 649	360,000 1601	58 26
176TS704	17.6250 447.675	25.0000 635.000	4.7500 120.650	4.7500 120.650	3.7500 95.250	.250 6.30	.250 6.30	18.66 474.0	19.06 484.1	23.27 591.1	23.86 606.0	1.76	630,000 2802	1,400,000 6227	270 122

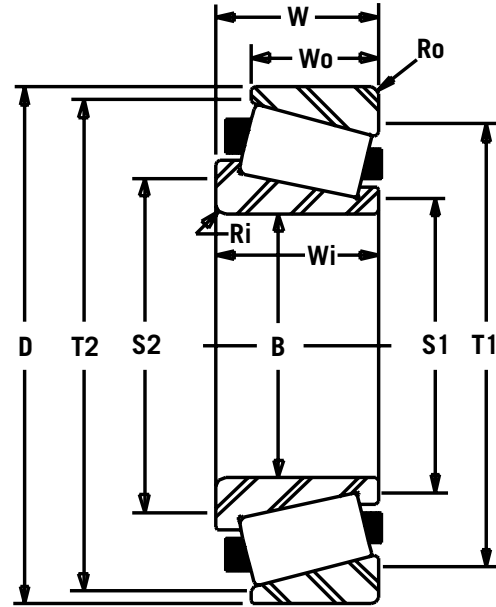
\* Thrust factor. See engineering section.



# TS TYPE TAPERED ROLLER BEARINGS

## AMERICAN ROLLER BEARINGS®

### TS TYPE



TAPERED ROLLER BEARINGS

BEARING NUMBER	BORE		O.D.	WIDTH	CONE WIDTH	CUP WIDTH	MAX. FILLET RADIUS		SHLDR. DIA.				K*	DYNAMIC CAPACITY	STATIC CAPACITY	BRG. WT.
	B	D	W	Wi	Wo	Ri	Ro	SHAFT		HSNG.		C		Co	M	
	IN/mm	IN/mm	IN/mm	IN/mm	IN/mm	IN/mm	IN/mm	S1	S2	T1	T2	LBS/kN		LBS/kN	LBS/kg	
177TS753	17.7500	23.7500	3.3750	3.3125	2.3750	.250	.130	18.86	19.25	22.44	22.82	1.29	330,000	815,000	48	
	450.850	603.250	85.725	84.138	60.325	6.30	3.30	479.0	489.0	570.0	579.6		1468	3625	22	
179TS605	17.9840	29.9950	5.6250	5.6250	4.0000	.630	.250	19.50	21.00	27.00	28.50	1.32	800,000	1,600,000	125	
	456.794	761.873	142.875	142.875	101.600	16.00	6.30	495.3	533.4	685.8	723.9		3559	7117	57	
180TS763	18.0000	23.5000	3.0000	2.8750	2.1250	.380	.130	18.82	19.45	22.32	22.44	1.44	272,000	730,000	110	
	457.200	596.900	76.200	73.025	53.975	9.60	3.30	478.0	494.0	566.9	570.0		1210	3247	50	
180TS753	18.0000	23.7500	3.3750	3.3125	2.3750	.250	.130	18.86	19.25	22.44	22.82	1.29	330,000	815,000	135	
	457.200	603.250	85.725	84.138	60.325	6.30	3.30	479.0	489.0	570.0	579.6		1468	3625	61	
180TS743	18.0000	24.2500	3.3750	3.3750	2.6250	.250	.250	19.02	19.41	23.03	23.48	1.76	415,000	980,000	158	
	457.200	615.950	85.725	85.725	66.675	6.30	6.30	483.1	493.0	585.0	596.4		1846	4359	72	
180TS693	18.0000	26.0000	3.5937	3.3750	2.4688	.410	.250	19.25	19.75	24.00	24.63	1.73	390,000	780,000	225	
	457.200	660.400	91.280	85.725	62.708	10.4	6.30	489.0	501.7	609.6	625.6		1735	3470	102	
180TS634	18.0000	28.7460	4.7500	4.5000	3.2500	.380	.250	19.33	19.96	26.57	26.79	1.49	630,000	1,270,000	388	
	457.200	730.148	120.650	114.300	82.550	9.60	6.30	491.0	507.0	674.9	680.5		2802	5649	176	
188TS705	18.8750	26.7500	5.0625	5.0625	4.0000	.250	.250	19.96	20.31	24.92	25.52	1.76	720,000	1,700,000	330	
	479.425	679.450	128.588	128.588	101.600	6.30	6.30	507.0	515.9	633.0	648.2		3203	7562	150	
190TS782	19.0000	24.2500	2.1250	1.8125	1.6250	.130	.130	19.72	19.84	22.91	22.80	1.67	145,000	395,000	78	
	482.600	615.950	53.975	46.038	41.275	3.30	3.30	500.9	503.9	581.9	579.1		645	1757	35	
190TS783	19.0000	24.2500	3.3750	3.3750	2.6250	.250	.250	19.72	20.20	23.03	23.50	1.76	375,000	1,020,000	130	
	482.600	615.950	85.725	85.725	66.675	6.30	6.30	500.9	513.1	585.0	596.9		1668	4537	59	
190TS763	19.0000	24.9950	3.1875	3.1875	2.5000	.250	.130	20.08	20.31	23.74	24.00	1.70	370,000	965,000	146	
	482.600	634.873	80.963	80.963	63.500	6.30	3.30	510.0	515.9	603.0	609.6		1646	4293	66	
192TS743A	19.2390	26.0000	3.6875	3.7188	2.7500	.250	.250	20.20	20.55	24.57	24.82	1.90	455,000	980,000	197	
	488.671	660.400	93.663	94.458	69.850	6.30	6.30	513.1	522.0	624.1	630.4		2024	4359	89	
192TS773	19.2500	24.9950	3.3125	3.3125	2.4375	.250	.130	20.08	20.55	23.62	24.15	1.24	360,000	865,000	140	
	488.950	634.873	84.138	84.138	61.913	6.30	3.30	510.0	522.0	599.9	613.4		1601	3848	64	
192TS743	19.2500	26.0000	3.6875	3.7188	2.7500	.250	.250	20.20	20.55	24.57	24.82	1.90	455,000	980,000	196	
	488.950	660.400	93.663	94.458	69.850	6.30	6.30	513.1	522.0	624.1	630.4		2024	4359	89	
192TS763B	19.2530	24.9950	3.1875	3.1875	2.5000	.250	.130	20.31	20.55	23.74	23.98	1.70	370,000	965,000	140	
	489.026	634.873	80.963	80.963	63.500	6.30	3.30	515.9	522.0	603.0	609.1		1646	4293	64	

\* Thrust factor. See engineering section.



# TS TYPE TAPERED ROLLER BEARINGS

## AMERICAN ROLLER BEARINGS®

TAPERED  
ROLLER BEARINGS

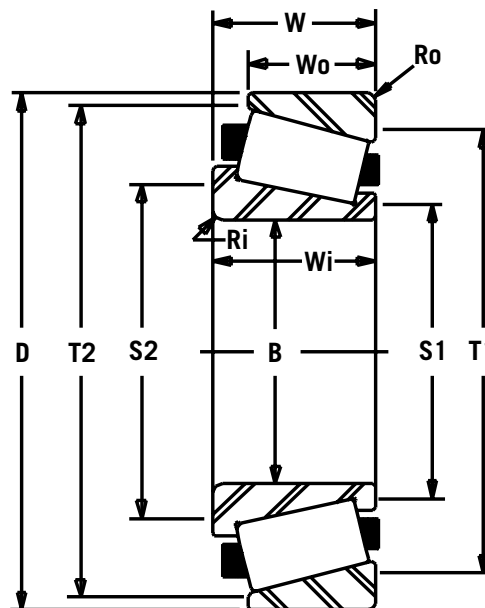
BEARING NUMBER	BORE	O.D.	WIDTH	CONE WIDTH	CUP WIDTH	MAX. FILLET RADIUS		SHLDR. DIA.				K*	DYNAMIC CAPACITY	STATIC CAPACITY	BRG. WT.
	B	D	W	Wi	Wo	Ri	Ro	SHAFT		HSNG.			C	Co	M
	IN/mm	IN/mm	IN/mm	IN/mm	IN/mm	IN/mm	IN/mm	IN/mm	IN/mm	IN/mm	IN/mm		LBS/kN	LBS/kN	LBS/kg
196TS763	19.6250 498.475	24.9950 634.873	3.1875 80.963	3.1875 80.963	2.5000 63.500	.250 6.30	.130 3.30	20.55 522.0	20.79 528.1	23.74 603.0	23.98 609.1	1.70	370,000 1646	965,000 4293	130 59
197TS705	19.7500 501.650	28.0000 711.200	5.3750 136.525	5.3750 136.525	4.1875 106.363	.250 6.30	.250 6.30	21.02 533.9	21.26 540.0	26.10 662.9	26.69 677.9	1.76	780,000 3470	1,700,000 7562	376 171
200TS693	20.0000 508.000	29.0000 736.600	3.5000 88.900	3.2188 81.758	2.1250 53.975	.250 6.30	.130 3.30	20.62 523.7	21.00 533.4	27.00 685.8	27.50 698.5	1.23	400,000 1779	800,000 3559	257 117
200TS615	20.0000 508.000	33.0000 838.200	5.7500 146.050	5.5000 139.700	4.1250 104.775	.380 9.60	.380 9.60	21.73 551.9	22.20 563.9	29.88 759.0	30.23 767.8	1.22	850,000 3781	1,800,000 8007	614 279
202TS703	20.2500 514.350	29.0000 736.600	3.5000 88.900	3.2188 81.758	2.1250 53.975	.250 6.30	.130 3.30	20.62 523.7	21.44 544.6	27.00 685.8	27.50 698.5	1.23	400,000 1779	800,000 3559	251 114
205TS713	20.5000 520.700	29.0000 736.600	3.5000 88.900	3.2188 81.758	2.1250 53.975	.250 6.30	.130 3.30	20.62 523.7	22.00 558.8	27.00 685.8	27.50 698.5	1.23	400,000 1779	800,000 3559	245 111
210TS842	21.0000 533.400	25.0000 635.000	2.0000 50.800	2.0000 50.800	1.5000 38.100	.250 6.30	.250 6.30	21.61 548.9	21.97 558.0	24.09 611.9	24.45 621.0	1.44	170,000 756	466,000 2073	63 29
210TS683	21.0000 533.400	30.8750 784.225	3.5000 88.900	3.2500 82.550	2.1250 53.975	.250 6.30	.250 6.30	22.37 568.2	22.63 574.8	28.50 723.9	29.00 736.6	1.22	430,000 1913	865,000 3848	299 136
211TS705	21.1250 536.575	29.9950 761.873	5.7500 146.050	5.7500 146.050	4.5000 114.300	.250 6.30	.250 6.30	22.44 570.0	22.68 576.1	27.99 710.9	28.57 725.7	1.76	800,000 3559	2,060,000 9163	469 213
212TS852	21.2500 539.750	25.0000 635.000	2.0000 50.800	2.0000 50.800	1.5000 38.100	.250 6.30	.250 6.30	21.85 555.0	21.97 558.0	24.09 611.9	24.45 621.0	1.44	170,000 756	466,000 2073	58 26
215TS743	21.5000 546.100	29.0000 736.600	3.0000 76.200	3.0000 76.200	2.0000 50.800	.250 6.30	.250 6.30	22.63 574.8	23.00 584.2	27.13 689.1	27.75 704.9	1.15	390,000 1735	915,000 4070	159 72
216TS793	21.6180 549.097	27.2500 692.150	3.1875 80.963	3.1875 80.963	2.4375 61.913	.250 6.30	.250 6.30	22.44 570.0	22.80 579.1	25.87 657.1	26.22 666.0	1.55	335,000 1490	900,000 4003	148 67
216TS803	21.6250 549.275	27.2500 692.150	3.1875 80.963	3.1875 80.963	2.4375 61.913	.250 6.30	.250 6.30	22.44 570.0	22.80 579.1	25.87 657.1	26.22 666.0	1.55	335,000 1490	900,000 4003	149 68
220TS772	22.0000 558.800	28.5000 723.900	2.8750 73.025	2.8750 73.025	2.2500 57.150	.190 4.80	.190 4.80	22.91 581.9	23.15 588.0	27.05 687.1	27.60 701.0	1.18	340,000 1512	865,000 3848	164 74
220TS763	22.0000 558.800	29.0000 736.600	3.0000 76.200	3.0000 76.200	2.0000 50.800	.250 6.30	.250 6.30	23.03 585.0	23.39 594.1	27.40 696.0	27.76 705.1	1.15	390,000 1735	915,000 4070	174 79
220TS753	22.0000 558.800	29.0000 736.600	3.4688 88.108	3.4688 88.108	2.5000 63.500	.250 6.30	.250 6.30	23.03 585.0	23.27 591.1	27.52 699.0	27.84 707.1	1.70	455,000 2024	1,080,000 4804	212 96
220TS764	22.0000 558.800	29.0000 736.600	4.1250 104.775	4.1250 104.775	3.1875 80.963	.250 6.30	.250 6.30	23.03 585.0	23.39 594.1	27.40 696.0	27.87 707.9	1.69	570,000 2535	1,340,000 5961	262 119
220TS625	22.0000 558.800	35.4950 901.573	5.3125 134.938	5.0937 129.380	4.0000 101.600	.500 12.70	.250 6.30	24.60 624.8	25.72 653.3	32.60 828.0	33.60 853.4	1.43	900,000 4003	1,800,000 8007	658 298
225TS706	22.5000 571.500	32.0000 812.800	6.1250 155.575	6.1250 155.575	4.7500 120.650	.250 6.30	.250 6.30	23.98 609.1	24.21 614.9	29.76 755.9	30.46 773.7	1.76	995,000 4426	2,320,000 10320	561 254
230TS822	23.0000 584.200	27.9375 709.613	2.3125 58.738	2.2500 57.150	1.5625 39.688	.140 3.50	.130 3.30	23.62 599.9	23.74 603.0	26.10 662.9	26.34 669.0	1.23	255,000 1134	520,000 2313	97 44
230TS655	23.0000 584.200	35.5000 901.700	5.9063 150.020	5.5000 139.700	4.2500 107.950	.312 7.90	.375 9.50	24.63 625.6	25.00 635.0	32.75 831.9	33.50 850.9	1.70	900,000 4003	1,800,000 8007	738 335
237TS753	23.7380 602.945	31.0000 787.400	3.6875 93.663	3.6875 93.663	2.7500 69.850	.250 6.30	.250 6.30	24.75 628.7	25.13 638.3	29.41 747.0	29.74 755.4	1.58	510,000 2269	1,100,000 4893	253 115
237TS773	23.7500 603.250	31.0000 787.400	3.6875 93.663	3.6875 93.663	2.7500 69.850	.250 6.30	.250 6.30	24.93 633.2	25.25 641.4	29.41 747.0	29.74 755.4	1.58	510,000 2269	1,100,000 4893	252 114

\* Thrust factor. See engineering section.

# TS TYPE TAPERED ROLLER BEARINGS

## AMERICAN ROLLER BEARINGS®

### TS TYPE



TAPERED ROLLER BEARINGS

BEARING NUMBER	BORE		O.D.	WIDTH	CONE WIDTH	CUP WIDTH	MAX. FILLET RADIUS		SHLDR. DIA.				K*	DYNAMIC CAPACITY	STATIC CAPACITY	BRG. WT.
	B	D	W	Wi	Wo	Ri	Ro	SHAFT		HSNG.		C		Co	M	
	IN/mm	IN/mm	IN/mm	IN/mm	IN/mm	IN/mm	IN/mm	IN/mm	S1	S2	T1	T2		LBS/kN	LBS/kN	LBS/kg
239TS763	23.9620	31.0000	3.6875	3.6875	2.7500	.250	.250	24.93	25.25	29.41	29.74	1.58	510,000	1,100,000	251	
	608.635	787.400	93.663	93.663	69.850	6.30	6.30	633.2	641.4	747.0	755.4		2269	4893	114	
239TS773	23.9900	31.0000	3.6875	3.6875	2.7500	.250	.250	24.93	25.25	29.41	29.74	1.58	510,000	1,100,000	243	
	609.346	787.400	93.663	93.663	69.850	6.30	6.30	633.2	641.4	747.0	755.4		2269	4893	110	
239TS803	23.9920	30.0000	3.7500	3.6250	2.8125	.250	.250	24.92	25.28	28.35	29.17	1.20	445,000	1,220,000	206	
	609.397	762.000	95.250	92.075	71.438	6.30	6.30	633.0	642.1	720.1	740.9		1979	5427	93	
240TS803	24.0000	30.0000	3.7500	3.6250	2.8125	.250	.250	24.92	25.28	28.35	29.17	1.20	445,000	1,220,000	205	
	609.600	762.000	95.250	92.075	71.438	6.30	6.30	633.0	642.1	720.1	740.9		1979	5427	93	
240TS783	24.0000	30.5000	3.3750	3.1250	2.3750	.250	.250	24.92	25.28	29.17	29.51	1.45	435,000	1,220,000	190	
	609.600	774.700	85.725	79.375	60.325	6.30	6.30	633.0	642.1	740.9	749.6		1935	5427	86	
240TS773	24.0000	31.0000	3.6875	3.6875	2.7500	.250	.250	24.92	25.28	29.41	29.74	1.58	500,000	1,320,000	241	
	609.600	787.400	93.663	93.663	69.850	6.30	6.30	633.0	642.1	747.0	755.4		2224	5872	109	
240TS753	24.0000	32.0000	3.2500	3.2500	2.3750	.250	.250	25.04	25.39	30.24	30.24	1.77	400,000	910,000	242	
	609.600	812.800	82.550	82.550	60.325	6.30	6.30	636.0	644.9	768.1	768.1		1779	4048	110	
250TS687	25.0000	36.7500	7.0625	7.0000	5.5625	.470	.250	26.84	27.52	32.50	34.00	1.76	1,040,000	2,650,000	864	
	635.000	933.450	179.388	177.800	141.288	11.90	6.30	681.7	699.0	825.5	863.6		4626	11788	392	
259TS813	25.9935	32.0000	3.7500	3.7500	2.8750	.250	.250	26.81	27.28	30.59	31.04	1.76	485,000	1,430,000	220	
	660.235	812.800	95.250	95.250	73.025	6.30	6.30	681.0	692.9	777.0	788.4		2157	6361	100	
260TS813	26.0000	32.0000	3.7500	3.7500	2.8750	.250	.250	26.81	27.28	30.59	31.04	1.76	485,000	1,430,000	219	
	660.400	812.800	95.250	95.250	73.025	6.30	6.30	681.0	692.9	777.0	788.4		2157	6361	99	
260TS773	26.0000	33.6250	3.3750	3.3649	2.3750	.375	.250	27.37	27.63	31.63	32.31	1.76	450,000	1,160,000	265	
	660.400	854.075	85.725	85.468	60.325	9.50	6.30	695.2	701.8	803.4	820.7		2002	5160	120	
260TS763	26.0000	33.6584	3.3509	3.3649	2.3582	.380	.380	27.32	27.62	31.63	32.31	1.66	450,000	1,160,000	248	
	660.400	854.923	85.113	85.468	59.898	9.60	9.60	693.9	701.5	803.4	820.7		2002	5160	112	
260TS705	26.0000	37.0000	5.3750	5.0000	3.8750	.250	.250	27.50	28.50	34.00	35.50	1.44	820,000	1,950,000	586	
	660.400	939.800	136.525	127.000	98.425	6.30	6.30	698.5	723.9	863.6	901.7		3648	8674	266	
265TS842	26.5000	31.2500	2.6250	2.4375	1.9375	.250	.250	27.17	27.64	30.12	30.25	1.62	270,000	880,000	116	
	673.100	793.750	66.675	61.913	49.213	6.30	6.30	690.1	702.1	765.0	768.4		1201	3914	53	
265TS707	26.5000	38.0000	7.3125	7.3125	5.6250	.380	.250	28.46	29.62	35.43	36.50	1.76	1,220,000	3,160,000	928	
	673.100	965.200	185.738	185.738	142.875	9.60	6.30	722.9	752.3	899.9	927.1		5427	14056	421	

\* Thrust factor. See engineering section.

# TS TYPE TAPERED ROLLER BEARINGS

## AMERICAN ROLLER BEARINGS®

TAPERED  
ROLLER BEARINGS

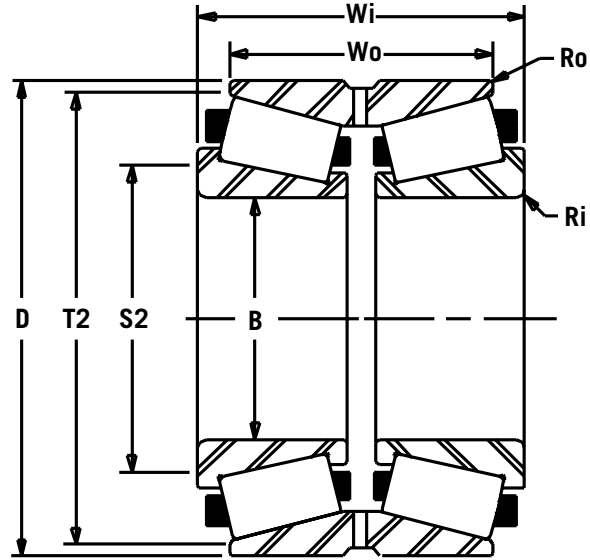
BEARING NUMBER	BORE	O.D.	WIDTH	CONE WIDTH	CUP WIDTH	MAX. FILLET RADIUS		SHLDR. DIA.				K*	DYNAMIC CAPACITY	STATIC CAPACITY	BRG. WT.
	B	D	W	Wi	Wo	Ri	Ro	SHAFT		HSG.			C	Co	M
	IN/mm	IN/mm	IN/mm	IN/mm	IN/mm	IN/mm	IN/mm	IN/mm	IN/mm	IN/mm	IN/mm		LBS/kN	LBS/kN	LBS/kg
267TS755	26.7500	35.5000	5.6250	5.6250	4.3750	.380	.250	28.11	29.00	33.54	34.25	1.76	965,000	2,600,000	524
	679.450	901.700	142.875	142.875	111.125	9.60	6.30	714.0	736.6	851.9	870.0		4293	11565	238
268TS707	26.8750	38.0000	7.3125	7.3125	5.6250	.380	.250	28.46	29.62	35.43	36.50	1.76	1,220,000	3,160,000	902
	682.625	965.200	185.738	185.738	142.875	9.60	6.30	722.9	752.3	899.9	927.1		5427	14056	409
270TS783	27.0000	34.5000	3.6875	3.6250	2.7500	.250	.250	28.11	28.46	32.72	33.13	1.40	530,000	1,500,000	296
	685.800	876.300	93.663	92.075	69.850	6.30	6.30	714.0	722.9	831.1	841.5		2358	6672	134
275TS852	27.5000	32.5000	2.5000	2.5000	2.0000	.130	.130	28.23	28.35	31.18	31.30	1.67	236,000	740,000	121
	698.500	825.500	63.500	63.500	50.800	3.30	3.30	717.0	720.1	792.0	795.0		1050	3292	55
280TS773	28.0000	36.0000	3.3750	3.2500	2.3750	.250	.250	29.17	29.53	34.37	34.53	1.54	460,000	1,160,000	292
	711.200	914.400	85.725	82.550	60.325	6.30	6.30	740.9	750.1	873.0	877.1			5160	132
285TS793	28.5000	36.0000	3.3125	3.1875	2.3750	.220	.250	29.53	29.76	34.37	34.53	1.54	460,000	1,160,000	270
	723.900	914.400	84.138	80.963	60.325	5.60	6.30	750.1	755.9	873.0	877.1		2046	5160	122
295TS783	29.5000	38.0000	3.6875	3.1875	2.6250	.250	.130	30.88	31.13	36.26	36.36	1.45	460,000	1,160,000	337
	749.300	965.200	93.663	80.963	66.675	6.30	3.30	784.4	790.7	921.0	923.5		2046	5160	153
295TS756	29.5000	39.0000	6.2795	6.3125	4.8425	.250	.250	30.94	31.18	36.85	37.50	1.76	1,150,000	3,040,000	699
	749.300	990.600	159.499	160.338	123.000	6.30	6.30	785.9	792.0	936.0	952.5		5115	13523	317
300TS853	30.0000	35.0000	3.5000	3.5000	2.8346	.130	.130	30.71	30.83	34.02	34.33	1.91	455,000	1,560,000	195
	762.000	889.000	88.900	88.900	71.999	3.30	3.30	780.0	783.1	864.1	872.0		2024	6939	88
300TS793	30.0000	38.0000	3.6875	3.1875	2.6250	.250	.130	30.92	31.40	36.25	36.38	1.45	460,000	1,320,000	320
	762.000	965.200	93.663	80.963	66.675	6.30	3.30	785.4	797.6	920.8	924.1		2046	5872	145
305TS803	30.5000	38.0000	3.6875	3.1875	2.6250	.250	.130	31.42	31.89	36.25	36.38	1.45	460,000	1,320,000	298
	774.700	965.200	93.663	80.963	66.675	6.30	3.30	798.1	810.0	920.8	924.1		2046	5872	135
325TS793	32.5000	41.0000	3.6875	3.5000	2.6250	.250	.250	33.87	34.13	39.21	39.41	1.33	485,000	1,300,000	384
	825.500	1041.400	93.663	88.900	66.675	6.30	6.30	860.3	866.9	995.9	1001.0		2157	5783	174
329TS803	32.9375	41.0000	3.6875	3.5000	2.6250	.250	.250	34.19	34.37	39.21	39.41	1.33	485,000	1,300,000	361
	836.613	1041.400	93.663	88.900	66.675	6.30	6.30	868.4	873.0	995.9	1001.0		2157	5783	164
330TS803	33.0000	41.0000	3.6875	3.5000	2.6250	.250	.250	34.25	34.49	39.21	39.41	1.33	520,000	1,600,000	358
	838.200	1041.400	93.663	88.900	66.675	6.30	6.30	870.0	876.0	995.9	1001.0		2313	7117	162
337TS784	33.7500	43.0000	4.7500	4.3750	3.0000	.750	.250	35.20	36.50	40.75	41.14	1.05	640,000	1,720,000	554
	857.250	1092.200	120.650	111.125	76.200	19.00	6.30	894.1	927.1	1035.1	1045.0		2847	7651	251
385TS862	38.5000	44.5000	2.6250	2.5000	1.8750	.250	.250	39.57	39.76	43.11	43.32	1.34	370,000	1,240,000	221
	977.900	1130.300	66.675	63.500	47.625	6.30	6.30	1005.1	1009.9	1095.0	1100.3		1646	5516	100
399TS804	39.9375	50.0000	4.0000	4.0000	2.6250	.380	.380	41.48	42.06	47.64	47.80	1.19	640,000	1,980,000	597
	1014.413	1270.000	101.600	101.600	66.675	9.60	9.60	1053.6	1068.3	1210.1	1214.1		2847	8807	271
400TS804	40.0000	50.0000	4.0000	4.0000	2.6250	.380	.380	41.54	42.13	47.64	47.80	1.19	640,000	1,980,000	592
	1016.000	1270.000	101.600	101.600	66.675	9.60	9.60	1055.1	1070.1	1210.1	1214.1		2847	8807	269
418TS872	41.8750	48.0000	2.5625	2.5625	1.6875	.130	.130	42.72	42.91	46.65	46.80	1.23	380,000	1,300,000	236
	1063.625	1219.200	65.088	65.088	42.863	3.30	3.30	1085.1	1089.9	1184.9	1188.7		1690	5783	107
420TS872	42.0000	48.0000	2.5625	2.5625	1.6875	.130	.130	42.91	42.91	46.65	46.80	1.23	380,000	1,300,000	230
	1066.800	1219.200	65.088	65.088	42.863	3.30	3.30	1089.9	1089.9	1184.9	1188.7		1690	5783	104
420TS803	42.0000	52.0000	3.7500	3.5000	2.7500	.250	.250	43.90	43.90	49.61	50.14	1.02	640,000	1,830,000	588
	1066.800	1320.800	95.250	88.900	69.850	6.30	6.30	1115.1	1115.1	1260.1	1273.6		2847	8140	267
430TS823	43.0000	52.0000	3.7500	3.5000	2.7500	.250	.250	44.49	44.69	49.61	50.20	1.02	640,000	1,830,000	521
	1092.200	1320.800	95.250	88.900	69.850	6.30	6.30	1130.0	1135.1	1260.1	1275.1		2847	8140	236
455TS804	45.5000	56.5000	4.7500	4.7500	3.7500	.250	.250	47.05	47.44	53.94	53.94	1.62	900,000	2,900,000	950
	1155.700	1435.100	120.650	120.650	95.250	6.30	6.30	1195.1	1205.0	1370.1	1370.1		4003	12900	431

\* Thrust factor. See engineering section.

# TDO TYPE TAPERED ROLLER BEARINGS

## AMERICAN ROLLER BEARINGS®

### TDO TYPE



TAPERED ROLLER BEARINGS

BEARING NUMBER	BORE B	O.D. D	WIDTH		MAX. FILLET RADIUS		SHLDR. DIA.		PIN		DYNAMIC CAPACITY C	STATIC CAPACITY Co	BRG. WT. M	
			CONE Wi	CUP Wo	Ri	Ro	SHAFT S2	HSNG. T2	DIA. P	DEPTH V				K*
78TD0524CD	7.8750 200.025	15.1250 384.175	9.3750 238.125	7.6250 193.675	.250 6.35	.060 1.50	9.49 241.0	14.25 362.0	1.12 28.45	0.46 11.68	1.76 2980	1,340,000 5961	280 127	
80TD0553CD	8.0000 203.200	14.5000 368.300	7.6250 193.675	5.3750 136.525	.130 3.30	.060 1.50	9.06 230.1	13.17 334.5	1.00 25.40	0.46 11.68	1.45 1913	430,000 3914	880,000 3914	177 80
80TD0503	8.0000 203.200	16.0000 406.400	7.7500 196.850	5.0000 127.000	.250 6.35	.130 3.30	9.69 246.1	14.72 373.9	-	-	0.73 1810	407,000 3781	850,000 3781	228 103
81TD0613CD	8.1250 206.375	13.2500 336.550	8.3125 211.138	6.6875 169.863	.130 3.30	.060 1.50	9.09 230.9	12.51 317.8	1.12 28.45	0.40 10.16	1.76 2224	500,000 4626	1,040,000 4626	159 72
81TD0563CD	8.1250 206.375	14.5000 368.300	7.6250 193.675	5.3750 136.525	.250 6.35	.060 1.50	9.06 230.1	13.17 334.5	1.00 25.40	0.46 11.68	1.45 1859	418,000 3914	880,000 3914	140 64
82TD0592CD	8.2500 209.550	14.0000 355.600	6.0000 152.400	4.3750 111.125	.280 7.11	.130 3.30	9.69 246.1	13.15 334.0	1.00 25.40	0.37 9.40	0.99 1245	280,000 2358	530,000 2358	127 58
85TD0602CD	8.5000 215.900	14.0000 355.600	6.0000 152.400	4.3750 111.125	.270 6.86	.060 1.50	10.12 257.0	12.99 329.9	0.87 22.10	0.34 8.64	1.77 1379	310,000 2802	630,000 2802	116 53
85TD0537CD	8.5000 215.900	16.0000 406.400	7.6875 195.263	5.8125 147.638	.250 6.35	.060 1.50	9.88 251.0	14.65 372.1	1.12 28.45	0.46 11.68	1.48 2513	565,000 4849	1,090,000 4849	159 72
88TD0573CD	8.8750 225.425	15.7500 400.050	7.3750 187.325	5.3750 136.525	.060 1.50	.060 1.50	10.54 267.7	14.34 364.2	1.12 28.45	0.46 11.68	1.33 2046	460,000 4448	1,000,000 4448	200 91
89TD0533	8.9945 228.460	17.0000 431.800	7.7500 196.850	4.3750 111.125	.250 6.35	.130 3.30	10.79 274.1	15.64 397.3	-	-	0.66 1913	430,000 3470	780,000 3470	240 109
90TD0642CD	9.0000 228.600	14.0000 355.600	6.0000 152.400	4.3750 111.125	.270 6.86	.060 1.50	10.12 257.0	12.95 328.9	1.12 28.45	0.46 11.68	1.77 1379	310,000 2802	630,000 2802	111 50
90TD0632CD	9.0000 228.600	14.1250 358.775	6.0000 152.400	4.6250 117.475	.140 3.56	.060 1.50	10.08 256.0	13.50 342.9	1.00 25.40	0.34 8.64	1.76 1610	362,000 3434	772,000 3434	128 58
90TD0573CD	9.0000 228.600	15.7500 400.050	7.3750 187.325	5.3750 136.525	.410 10.41	.060 1.50	10.67 271.0	14.33 364.0	1.12 28.45	0.46 11.68	1.33 2046	460,000 4448	1,000,000 4448	203 92
90TD0544	9.0000 228.600	16.7500 425.450	8.2500 209.550	6.5000 165.100	.281 7.14	.060 1.50	10.50 266.7	15.13 384.3	-	-	1.76 2402	540,000 4804	1,080,000 4804	275 125
90TD0474CD	9.0000 228.600	19.2500 488.950	10.0000 254.000	6.0000 152.400	.250 6.35	.060 1.50	11.69 296.9	17.95 455.9	1.12 28.45	0.46 11.68	0.62 3069	690,000 5516	1,240,000 5516	460 209
91TD0653CD	9.1250 231.775	14.1250 358.775	6.0000 152.400	4.6250 117.475	.250 6.35	.060 1.50	10.35 262.9	13.50 342.9	1.00 25.40	0.34 8.64	1.76 1610	362,000 3470	780,000 3470	120 54
92TD0622CD	9.2500 234.950	15.0000 381.000	6.2500 158.750	4.8750 123.825	.250 6.35	.060 1.50	10.67 271.0	14.32 363.7	1.12 28.45	0.40 10.16	1.76 1868	420,000 4003	900,000 4003	141 64

\* Thrust factor. See engineering section.

# TDO TYPE TAPERED ROLLER BEARINGS

## AMERICAN ROLLER BEARINGS®

TAPERED  
ROLLER BEARINGS

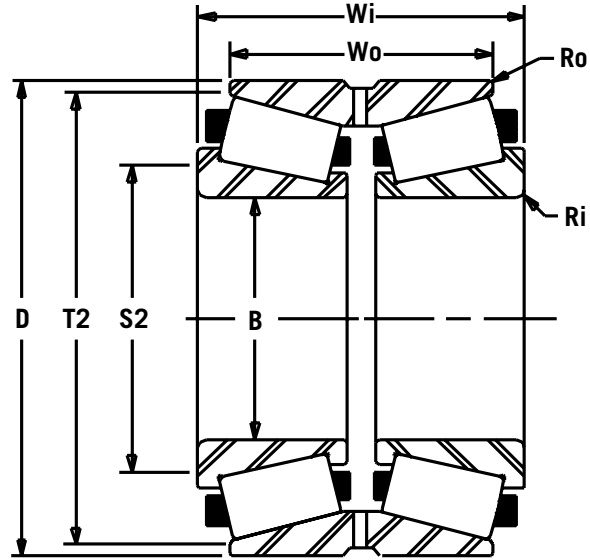
BEARING NUMBER	BORE		O.D.		WIDTH		MAX. FILLET RADIUS		SHLDR. DIA.		PIN		DYNAMIC CAPACITY C	STATIC CAPACITY Co	BRG. WT. M	
	B	D	Wi	Wo	Ri	Ro	S2	T2	P	V	K*					
	IN/mm	IN/mm	IN/mm	IN/mm	IN/mm	IN/mm	IN/mm	IN/mm	IN/mm	IN/mm	LBS/kN	LBS/kN				LBS/kg
	CONE	CUP	CONE		CUP		SHAFT		HSNG.		DIA.					DEPTH
92TD0614CD	9.2500	15.1250	9.3750	7.6250	.250	.060	10.59	14.25	1.12	0.46	1.76	640,000	1,470,000	231		
	234.950	384.175	238.125	193.675	6.35	1.50	269.0	362.0	28.45	11.68		2847	6539	105		
95TD0652CD	9.5000	14.5000	4.7500	3.3750	.250	.060	10.59	13.27	0.75	0.40	1.61	220,000	470,000	90		
	241.300	368.300	120.650	85.725	6.35	1.50	269.0	337.1	19.05	10.16		1868	4003	41		
95TD0612CD	9.5000	15.5000	6.1875	4.3120	.250	.060	10.94	14.89	1.00	0.37	1.45	360,000	720,000	156		
	241.300	393.700	157.163	109.525	6.35	1.52	277.9	378.2	25.40	9.40		1601	3203	71		
95TD00594CD	9.5000	16.0000	8.5000	7.2500	.250	.060	10.94	15.16	1.12	0.46	1.76	625,000	1,560,000	235		
	241.300	406.400	215.900	184.150	6.35	1.50	277.9	385.1	28.45	11.68		2780	6939	107		
95TD0544CD	9.5000	17.5000	8.2500	6.2500	.250	.060	10.91	16.02	1.00	0.46	1.73	610,000	1,220,000	294		
	241.300	444.500	209.550	158.750	6.35	1.50	277.1	406.9	25.40	11.68		2713	5427	133		
96TD0643CD	9.6250	15.0000	6.7500	5.0000	.250	.060	10.83	14.09	1.12	0.46	1.13	350,000	760,000	147		
	244.475	381.000	171.450	127.000	6.35	1.52	275.1	357.9	28.45	11.68		1557	3381	67		
97TD0702CD	9.7500	14.5000	4.7500	3.3750	.250	.060	10.79	13.27	0.75	0.40	1.61	220,000	460,000	86		
	247.650	368.300	120.650	85.725	6.35	1.50	274.1	337.1	19.05	10.16		979	2046	39		
97TD0652CD	9.7500	15.0000	6.2500	4.8750	.250	.060	11.02	14.32	1.12	0.40	1.76	420,000	900,000	133		
	247.650	381.000	158.750	123.825	6.35	1.50	279.9	363.7	28.45	10.16		1868	4003	60		
97TD0614CD	9.7500	16.0000	9.7500	8.0000	.250	.060	11.18	15.08	1.12	0.46	1.76	760,000	1,680,000	293		
	247.650	406.400	247.650	203.200	1.50	1.50	284.0	383.0	28.45	11.68		3381	7473	133		
100TD0712CD	10.0000	14.1250	6.0000	4.6250	.140	.060	10.79	13.5	1.00	0.34	1.76	360,000	830,000	103		
	254.000	358.775	152.400	117.475	3.56	1.52	274.1	342.9	25.40	8.64		1601	3692	47		
100TD0702CD	10.0000	14.3750	5.1250	3.8750	.250	.060	11.06	13.66	0.87	0.40	1.56	270,000	600,000	88		
	254.000	365.125	130.175	98.425	6.35	1.50	280.9	347.0	22.10	10.16		1201	2669	40		
100TD0642CD	10.0000	15.5000	6.1875	4.3125	.250	.060	11.30	14.88	1.00	0.37	1.45	340,000	720,000	144		
	254.000	393.700	157.163	109.538	6.35	1.50	287.0	378.0	25.40	9.40		1512	3203	65		
100TD0622CD	10.0000	16.0000	6.1250	4.2500	.250	.060	11.30	14.88	1.00	0.37	1.45	350,000	720,000	159		
	254.000	406.400	155.575	107.950	6.35	1.50	287.0	378.0	25.40	9.40		1557	3203	72		
100TD0613CD	10.0000	16.6250	6.8125	5.0625	.270	.060	11.30	15.75	1.12	0.47	1.76	522,000	1,060,000	212		
	254.000	422.275	173.038	128.588	6.86	1.50	287.0	400.1	28.45	11.94		2322	4715	96		
100TD0603CD	10.0000	16.6250	7.0312	5.5000	.270	.060	11.30	15.75	1.12	0.47	1.76	530,000	950,000	219		
	254.000	422.275	178.592	139.700	6.86	1.50	287.0	400.1	28.45	11.94		2358	4226	99		
100TD0573CD	10.0000	17.5000	6.5000	4.5000	.250	.060	11.38	16.00	1.12	0.46	1.71	400,000	750,000	245		
	254.000	444.500	165.100	114.300	6.35	1.50	289.1	406.4	28.45	11.68		1779	3336	111		
100TD0513	10.0000	19.5000	6.6376	5.0000	.250	.060	12.00	18.50	-	-	1.45	540,000	860,000	306		
	254.000	495.300	168.595	127.000	6.35	1.50	304.8	469.9				2402	3825	139		
100TD0515CD	10.0000	19.5000	11.8750	9.7500	.250	.060	11.66	18.40	1.12	0.56	1.76	910,000	2,280,000	620		
	247.650	381.000	158.750	123.825	6.35	1.50	279.9	363.7	28.45	10.16		4048	10142	281		
100TD0485	10.0000	21.0000	10.8750	6.5000	.250	.060	12.91	19.53	-	-	0.62	790,000	1,390,000	586		
	254.000	533.400	276.225	165.100	6.35	1.50	327.9	496.1				3514	6183	266		
101TD0632CD	10.1875	15.7500	6.1250	4.2500	.380	.060	11.63	14.75	0.87	0.40	1.46	320,000	660,000	139		
	258.763	400.050	155.575	107.950	9.65	1.50	295.4	374.7	22.10	10.16		1423	2936	63		
102TD0652CD	10.2500	15.7500	6.1250	4.2500	.380	.060	11.65	14.65	0.87	0.4	1.48	320,000	660,000	136		
	260.350	400.050	155.575	107.950	9.65	1.50	295.9	372.1	22.10	10.16		1423	2936	62		
102TD0642CD	10.2500	16.0000	5.8750	4.6250	.250	.060	12.13	15.12	1.00	0.37	1.51	340,000	760,000	146		
	260.350	406.400	149.225	117.475	6.35	1.50	308.1	384.0	25.40	9.40		1512	3381	66		
102TD0623CD	10.250	16.500	7.250	5.375	.250	.060	11.61	15.55	1.12	0.46	0.97	440,000	1,030,000	91		
	260.350	419.100	184.150	136.525	6.35	1.50	294.9	395.0	28.45	11.68		1957	4582	41		
102TD0613CD	10.2500	16.6250	7.0312	5.5000	.270	.060	11.50	15.75	1.12	0.47	0.97	530,000	1,060,000	200		
	260.350	422.275	178.592	139.700	6.86	1.50	292.1	400.1	28.45	11.94		2358	4715	91		
102TD0603CD	10.2500	16.9970	6.8124	5.0625	.270	.060	11.50	15.75	1.12	0.47	1.76	530,000	1,060,000	207		
	260.350	431.724	173.035	128.588	6.86	1.50	292.1	400.1	28.45	11.94		2358	4715	94		

\* Thrust factor. See engineering section.

# TDO TYPE TAPERED ROLLER BEARINGS

## AMERICAN ROLLER BEARINGS®

### TDO TYPE



TAPERED ROLLER BEARINGS

BEARING NUMBER	BORE B	O.D. D	WIDTH		MAX. FILLET RADIUS		SHLDR. DIA.		PIN		K*	DYNAMIC CAPACITY C	STATIC CAPACITY Co	BRG. WT. M
			CONE Wi	CUP Wo	Ri	Ro	SHAFT S2	HSNG. T2	DIA. P	DEPTH V				
			IN/mm	IN/mm	IN/mm	IN/mm	IN/mm	IN/mm	IN/mm	IN/mm				
102TD0534CD	10.2500 260.350	19.2500 488.950	10.0000 254.000	7.7500 196.850	0.25 6.35	0.06 1.50	11.77 299.0	17.76 451.1	1.12 28.45	0.43 10.92	1.87	830,000 3692	1,730,000 7695	450 204
105TD0682CD	10.5000 266.700	15.5000 393.700	6.1875 157.163	4.3125 109.538	0.25 6.35	0.06 1.50	11.65 295.9	14.88 378.0	1.00 25.40	0.37 9.40	1.45	350,000 1557	720,000 3203	130 59
105TD0623CD	10.5000 266.700	16.9970 431.724	6.8125 173.038	5.0625 128.588	0.27 6.86	0.06 1.50	11.50 292.1	15.75 400.1	1.12 28.45	0.37 9.40	1.76	530,000 2358	1,060,000 4715	224 102
106TD0702CD	10.6250 269.875	15.0000 381.000	6.2500 158.750	4.8750 123.825	0.25 6.35	0.06 1.50	11.65 295.9	14.33 364.0	1.12 28.45	0.40 10.16	1.76	440,000 1957	930,000 4137	122 55
107TD0672CD	10.7500 273.050	16.0000 406.400	6.1250 155.575	4.2500 107.950	0.25 6.35	0.06 1.50	11.85 301.0	14.88 378.0	1.00 25.40	0.37 9.40	1.45	350,000 1557	720,000 3203	137 62
110TD0593CD	11.0000 279.400	18.5000 469.900	7.8750 200.025	5.8750 149.225	0.38 9.65	0.06 1.50	12.64 321.1	17.05 433.1	1.12 28.45	0.46 11.68	1.55	590,000 2624	1,360,000 6050	272 123
110TD0574CD	11.0000 279.400	19.2500 488.950	10.0000 254.000	7.7500 196.850	0.05 1.270	0.06 1.50	11.93 303.0	17.76 451.1	1.12 28.45	0.43 10.92	1.87	830,000 3692	1,730,000 7695	415 188
110TD0692CD	11.0236 279.999	16.0000 406.400	5.8750 149.225	4.6250 117.475	0.27 6.86	0.06 1.50	12.17 309.1	15.12 384.0	1.00 25.40	0.37 9.40	1.51	340,000 1512	760,000 3381	129 59
110TD0702CD	11.0312 280.192	16.0000 406.400	4.7500 120.650	3.3750 85.725	0.27 6.86	0.06 1.50	12.17 309.1	14.80 375.9	0.75 19.05	0.40 10.16	1.43	240,000 1068	550,000 2447	100 45
110TD0692CD	11.0312 280.192	16.0000 406.400	5.8750 149.225	4.6250 117.475	0.27 6.86	0.06 1.50	12.17 309.1	15.12 384.0	1.00 25.40	0.37 9.40	1.51	340,000 1512	760,000 3381	128 58
112TD0613	11.2500 285.750	18.5000 469.900	6.9940 177.648	5.0000 127.000	0.38 9.65	0.06 1.50	13.25 336.6	16.75 425.5	-	-	2.00	510,000 2269	930,000 4137	275 125
112TD0603	11.2500 285.750	18.7500 476.250	6.9940 177.648	5.0000 127.000	0.38 9.65	0.06 1.50	13.25 336.6	16.75 425.5	-	-	2.00	510,000 2269	930,000 4137	287 130
112TD0578CD	11.2500 285.750	19.7500 501.650	8.0000 203.200	4.7500 120.650	0.25 6.35	0.13 3.30	12.95 328.9	18.43 468.1	1.12 28.45	0.43 10.92	0.7	522,000 2322	1,030,000 4582	322 146
113TD0713CD	11.3750 288.925	16.0000 406.400	6.5000 165.100	5.1250 130.175	0.25 6.35	0.06 1.50	12.44 316.0	15.28 388.1	1.12 28.45	0.43 10.92	1.73	420,000 1868	1,080,000 4804	144 65
115TD0623CD	11.5000 292.100	18.5000 469.900	7.8750 200.025	5.8750 149.225	0.38 9.65	0.06 1.50	12.99 329.9	17.05 433.1	1.12 28.45	0.46 11.68	1.55	590,000 2624	1,360,000 6050	254 115
115TD0637CD	11.5000 292.100	18.5000 469.900	7.8750 200.025	5.8750 149.225	0.38 9.65	0.06 1.50	13.00 330.2	17.56 446.0	1.12 28.45	0.46 11.68	1.54	580,000 2580	1,300,000 5783	275 125
115TD0564CD	11.5000 292.100	20.5000 520.700	9.0000 228.600	6.5000 165.100	.250 6.35	.060 1.50	13.50 342.9	19.00 482.6	1.12 28.45	0.59 14.99	1.78	700,000 3114	1,530,000 6806	461 209

\* Thrust factor. See engineering section.



# TDO TYPE TAPERED ROLLER BEARINGS

## AMERICAN ROLLER BEARINGS®

TAPERED  
ROLLER BEARINGS

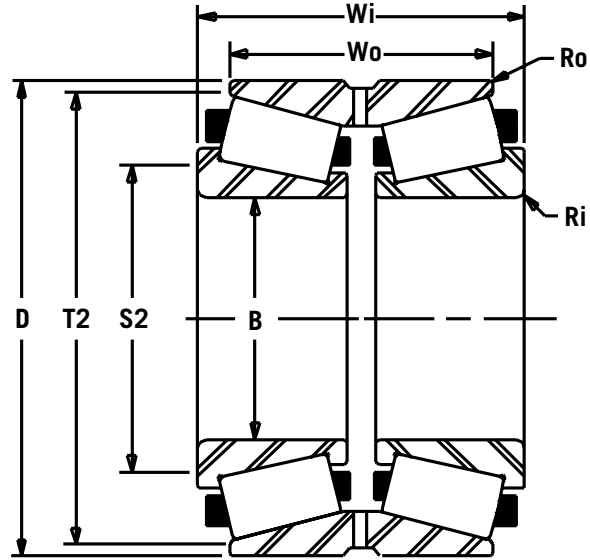
BEARING NUMBER	BORE		O.D.		WIDTH		MAX. FILLET RADIUS		SHLDR. DIA.		PIN			DYNAMIC CAPACITY C	STATIC CAPACITY Co	BRG. WT. M
	B	D	Wi	Wo	Ri	Ro	S2	T2	P	V	K*					
	IN/mm	IN/mm	IN/mm	IN/mm	IN/mm	IN/mm	IN/mm	IN/mm	IN/mm	IN/mm	IN/mm					
												LBS/kN	LBS/kN			
115TD0525	11.5000	22.0000	11.7500	8.7500	.250	.060	13.19	20.24	-	-	1.48	1,000,000	2,000,000	701		
	292.100	558.800	298.450	222.250	6.35	1.50	335.0	514.1				4448	8896	318		
117TD0672CD	11.7500	17.5000	5.7500	3.8750	.310	.060	13.07	16.3	0.87	0.46	1.55	320,000	710,000	146		
	298.450	444.500	146.050	98.425	7.87	1.50	332.0	414.0	22.10	11.68		1423	3158	66		
118TD0615CD	11.8100	19.5000	11.8750	9.7500	.250	.060	13.46	18.39	1.12	0.59	1.76	910,000	2,280,000	514		
	299.974	495.300	301.625	247.650	6.35	1.50	341.9	467.1	28.45	14.99		4048	10142	233		
118TD0713CD	11.8125	16.6250	6.8750	5.3750	.250	.060	12.91	15.87	1.12	0.46	1.73	500,000	1,170,000	163		
	300.038	422.275	174.625	136.525	6.35	1.50	327.9	403.1	28.45	11.68		2224	5204	74		
120TD0693CD	12.0000	17.2460	6.5000	4.7500	.250	.060	13.15	16.18	1.06	0.40	1.40	350,000	820,000	165		
	304.800	438.048	165.100	120.650	6.35	1.50	334.0	411.0	26.92	10.16		1557	3648	75		
120TD0682CD	12.0000	17.5000	5.7500	3.8750	.310	.060	13.27	16.30	0.87	0.46	1.55	300,000	640,000	140		
	304.800	444.500	146.050	98.425	7.87	1.50	337.1	414.0	22.10	11.68		1334	2847	64		
120TD0613	12.0000	19.5000	6.6376	5.0000	.250	.060	13.35	18.23	-	-	1.45	530,000	1,020,000	240		
	304.800	495.300	168.595	127.000	6.35	1.50	339.1	463.0				2358	4537	109		
120TD0623CD	12.0000	19.5000	7.7500	5.7500	.630	.060	14.13	18.07	1.12	0.50	1.45	600,000	1,360,000	300		
	304.800	495.300	196.850	146.050	16.00	1.50	358.9	459.0	28.45	12.70		2669	6050	136		
120TD0545CD	12.0000	22.0000	11.7500	8.7500	.050	.060	13.19	20.24	1.12	0.46	1.48	1,040,000	2,200,000	670		
	304.800	558.800	298.450	222.250	1.27	1.50	335.0	514.1	28.45	11.68		4626	9786	304		
122TD0553	12.2500	22.0000	7.5000	4.3750	.380	.130	14.21	19.23	-	-	0.66	530,000	1,050,000	390		
	311.150	558.800	190.500	111.125	9.65	3.30	360.9	488.4				2358	4671	177		
125TD0712CD	12.5000	17.5000	5.7500	3.8750	.310	.060	13.62	16.30	0.87	0.46	1.55	300,000	640,000	127		
	317.500	444.500	146.050	98.425	7.87	1.50	345.9	414.0	22.10	11.68		1334	2847	58		
125TD0713CD	12.5000	17.6250	7.1250	5.7500	.140	.060	13.43	16.85	1.12	0.46	1.74	530,000	1,270,000	195		
	317.500	447.675	180.975	146.050	3.56	1.50	341.1	428.0	28.45	11.68		2358	5649	88		
125TD0515	12.5000	24.5000	12.0000	6.8750	.560	.130	16.14	22.91	-	-	0.62	1,060,000	1,860,000	822		
	317.500	622.300	304.800	174.625	14.22	3.30	410.0	581.9				4715	8274	373		
130TD0623ACD	12.9870	21.0000	6.5000	4.5000	.130	.060	14.69	19.75	1.00	0.37	1.76	590,000	1,000,000	292		
	329.870	533.400	165.100	114.300	3.30	1.50	373.1	501.7	25.40	9.40		2624	4448	132		
130TD0672CD	13.0000	19.0000	5.2500	3.5000	.280	.060	14.45	17.91	0.87	0.46	1.17	300,000	670,000	159		
	330.200	482.600	133.350	88.900	7.11	1.50	367.0	454.9	22.10	11.68		1,334	2980	72		
130TD0683CD	13.0000	19.0000	7.0000	5.0000	.250	.060	14.17	17.87	1.12	0.46	1.49	480,000	1,170,000	208		
	330.200	482.600	177.800	127.000	6.35	1.50	359.9	453.9	28.45	11.68		2135	5204	94		
131TD0703CD	13.1250	18.5000	7.5000	6.0000	.250	.060	14.29	17.68	1.12	0.46	1.74	570,000	1,520,000	215		
	333.375	469.900	190.500	152.400	6.35	1.50	363.0	449.1	28.45	11.68		2535	6761	98		
135TD0643	13.5000	21.0000	6.5000	4.5000	.190	.060	14.75	19.75	-	-	1.76	530,000	1,120,000	272		
	342.900	533.400	165.100	114.300	4.83	1.50	374.7	501.7				2358	4982	123		
136TD0722CD	13.6250	19.0000	5.2500	3.5000	.280	.060	14.92	17.91	0.87	0.46	1.17	420,000	880,000	142		
	346.075	482.600	133.350	88.900	7.11	1.50	379.0	454.9	22.10	11.68		1,868	3914	64		
136TD0713CD	13.6250	19.2500	7.8750	6.2500	.250	.060	14.84	18.39	1.12	0.46	1.74	620,000	1,680,000	260		
	346.075	488.950	200.025	158.750	6.35	1.50	376.9	467.1	28.45	11.68		2758	7473	118		
137TD0703CD	13.7500	19.7500	7.6250	6.0000	.250	.060	15.04	18.82	1.12	0.46	1.59	540,000	1,420,000	248		
	349.250	501.650	193.675	152.400	6.35	1.50	382.0	478.0	28.45	11.68		2402	6316	112		
137TD0683CD	13.7500	20.2500	7.6250	6.0000	.250	.060	15.05	18.83	1.13	0.47	1.60	540,000	1,420,000	275		
	349.250	514.350	193.675	152.400	6.35	1.50	382.3	478.3	28.70	11.94		2402	6316	125		
140TD0732CD	14.0000	19.0000	5.2500	3.5000	.280	.060	15.20	17.91	0.87	0.46	1.17	300,000	710,000	132		
	355.600	482.600	133.350	88.900	7.11	1.50	386.1	454.9	22.10	11.68		1334	3158	60		
140TD0712CD	14.0000	19.7500	6.1250	4.2500	.250	.060	15.28	18.94	0.87	0.46	1.33	410,000	1,000,000	183		
	355.600	501.650	155.575	107.950	6.35	1.50	388.1	481.1	22.10	11.68		1824	4448	83		
140TD0713CD	14.0000	20.2500	7.625	6.0000	.250	.060	15.24	18.82	1.12	0.46	1.59	540,000	1,420,000	263		
	355.600	514.350	193.675	152.400	6.35	1.50	387.1	478.0	28.45	11.68		2402	6316	119		

\* Thrust factor. See engineering section.

# TDO TYPE TAPERED ROLLER BEARINGS

## AMERICAN ROLLER BEARINGS®

### TDO TYPE



TAPERED  
ROLLER BEARINGS

BEARING NUMBER	BORE B	O.D. D	WIDTH		MAX. FILLET RADIUS		SHLDR. DIA.		PIN		DYNAMIC CAPACITY C	STATIC CAPACITY Co	BRG. WT. M	
			CONE Wi	CUP Wo	Ri	Ro	SHAFT S2	HSNG. T2	DIA. P	DEPTH V				
			IN/mm	IN/mm	IN/mm	IN/mm	IN/mm	IN/mm	IN/mm	IN/mm				
145TDO704CD	14.4980	20.6250	8.4375	6.6875	.250	.060	15.75	19.65	1.12	0.46	1.76	750,000	1,830,000	318
	368.249	523.875	214.313	169.863	6.35	1.50	400.1	499.1	28.45	11.68		3336	8140	144
145TDO613CD	14.5000	23.5000	8.0000	5.2500	.380	.130	16.38	21.38	1.12	0.46	1.41	670,000	890,000	480
	368.300	596.900	203.200	133.350	9.65	3.30	416.1	543.1	28.45	11.68		2980	3959	218
146TDO743CD	14.6250	19.7500	6.1250	4.2500	.250	.060	15.75	18.94	0.87	0.46	1.33	410,000	1,000,000	161
	371.475	501.650	155.575	107.950	6.35	1.50	400.1	481.1	22.10	11.68		1824	4448	73
150TDO752CD	15.0000	20.0000	5.5000	3.5000	.250	.060	16.14	18.98	0.75	0.40	1.10	290,000	760,000	146
	381.000	508.000	139.700	88.900	6.35	1.50	410.0	482.1	19.05	10.16		1290	3381	66
150TDO704CD	15.0000	21.5000	8.7500	7.0000	.250	.060	16.34	20.43	1.12	0.46	1.76	830,000	1,840,000	371
	381.000	546.100	222.250	177.800	6.35	1.50	415.0	518.9	28.45	11.68		3692	8185	168
150TDO654CD	15.0000	23.2500	9.6250	7.6250	.250	.060	16.73	22.09	1.12	0.56	1.76	960,000	2,400,000	547
	381.000	590.550	244.475	193.675	6.35	1.50	424.9	561.1	28.45	14.22		4270	10676	248
151TDO694CD	15.1250	21.5000	8.7500	7.0000	.250	.060	16.42	20.43	1.12	0.46	1.76	830,000	1,860,000	360
	384.175	546.100	222.250	177.800	6.35	1.50	417.1	518.9	28.45	11.68		3692	8274	163
151TDO753CD	15.1875	20.2500	7.0000	5.5000	.250	.060	16.34	19.49	1.12	0.50	1.40	530,000	1,460,000	215
	385.763	514.350	177.800	139.700	6.35	1.50	415.0	495.0	28.45	12.70		2358	6494	98
152TDO713CD	15.2460	21.5000	7.3125	5.6875	.250	.060	16.69	20.70	1.12	0.46	1.40	660,000	1,730,000	285
	387.248	546.100	185.738	144.463	6.35	1.50	423.9	525.8	28.45	11.68		2936	7695	129
155TDO723CD	15.5000	21.5000	6.2500	4.6250	.250	.060	16.85	20.31	0.88	0.34	1.23	430,000	1,080,000	221
	393.700	546.100	158.750	117.475	6.35	1.50	428.0	515.9	22.35	8.64		1913	4804	100
155TDO702CD	15.5000	22.0000	5.7500	4.1250	.250	.060	16.85	20.51	0.88	0.34	1.23	430,000	1,080,000	240
	393.700	558.800	146.050	104.775	6.35	1.50	428.0	521.0	22.35	8.64		1913	4804	109
156TDO733CD	15.6250	21.5000	6.2500	4.6250	.250	.060	16.85	20.51	0.88	0.34	1.23	430,000	1,080,000	216
	396.875	546.100	158.750	117.475	6.35	1.50	428.0	521.0	22.35	8.64		1913	4804	98
156TDO712CD	15.6250	22.0000	5.7500	4.1250	.250	.060	16.92	20.51	0.88	0.34	1.23	430,000	1,080,000	236
	396.875	558.800	146.050	104.775	6.35	1.50	429.8	521.0	22.35	8.64		1913	4804	107
160TDO742CD	16.0000	21.5000	6.2500	4.6250	.250	.060	17.13	20.31	0.88	0.34	1.23	430,000	1,080,000	199
	406.400	546.100	158.750	117.475	6.35	1.50	435.1	515.9	22.35	8.64		1913	4804	90
160TDO753CD	16.0000	21.5000	7.3125	5.6875	.250	.060	17.32	20.70	1.12	0.46	1.40	660,000	1,730,000	247
	406.400	546.100	185.738	144.463	6.35	1.50	439.9	525.8	28.45	11.68		2936	7695	112
160TDO722CD	16.0000	22.0000	5.7500	4.1250	.250	.060	17.13	20.51	0.88	0.34	1.23	430,000	1,080,000	224
	406.400	558.800	146.050	104.775	6.35	1.50	435.1	521.0	22.35	8.64		1913	4804	102
160TDO703	16.0000	22.6250	6.1875	4.1875	.270	.060	17.36	21.63	-	-	1.17	440,000	1,140,000	243
	406.400	574.675	157.163	106.363	6.86	1.50	440.9	549.4				1957	5071	110

\* Thrust factor. See engineering section.



# TDO TYPE TAPERED ROLLER BEARINGS

## AMERICAN ROLLER BEARINGS®

TAPERED  
ROLLER BEARINGS

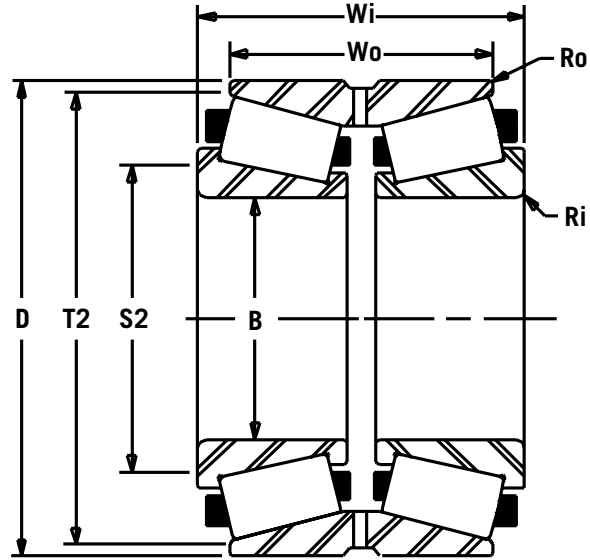
BEARING NUMBER	BORE		O.D.		WIDTH		MAX. FILLET RADIUS		SHLDR. DIA.		PIN		DYNAMIC CAPACITY C	STATIC CAPACITY Co	BRG. WT. M
	B	D	Wi	Wo	Ri	Ro	S2	T2	P	V	K*				
	IN/mm	IN/mm	IN/mm	IN/mm	IN/mm	IN/mm	IN/mm	IN/mm	IN/mm	IN/mm	IN/mm				
												LBS/kN	LBS/kN	LBS/kg	
160TD0694	16.0000	23.2500	9.0000	6.8750	.380	.130	17.64	22.07	-	-	1.80	890,000	2,160,000	452	
	406.400	590.550	228.600	174.625	9.65	3.30	448.1	560.6				3959	9608	205	
160TD0673	16.0000	23.9970	7.0000	5.2500	.312	.060	17.63	22.68	-	-	1.76	680,000	1,530,000	418	
	406.400	609.524	177.800	133.350	7.92	1.50	447.8	576.1				3025	6806	190	
160TD0663	16.0000	24.0000	7.3750	4.8750	.270	.060	17.44	22.94	-	-	1.52	590,000	1,390,000	359	
	406.400	609.600	187.325	123.825	6.86	1.50	443.0	582.7				2624	6183	163	
160TD0603	16.0000	26.5000	7.5842	5.0000	.250	.060	17.63	25.00	-	-	1.45	790,000	1,500,000	558	
	406.400	673.100	192.639	127.000	6.35	1.50	447.8	635.0				3514	6672	253	
160TD0537	16.0000	30.0000	14.5000	8.7500	.500	.130	20.20	28.35	-	-	0.62	1,780,000	3,920,000	1,506	
	406.400	762.000	368.300	222.250	12.70	3.30	513.1	720.1				7918	17437	683	
161TD0753CD	16.1250	21.5000	7.3125	8.7500	.250	.060	17.32	20.70	1.12	0.46	1.40	566,000	1,640,000	240	
	409.575	546.100	185.738	222.250	6.35	1.50	439.9	525.8	28.45	11.68		2518	7295	109	
161TD0713	16.1250	22.6250	6.1876	4.1875	.270	.060	17.50	21.63	-	-	1.17	440,000	1,140,000	238	
	409.575	574.675	157.165	106.363	6.86	1.50	444.5	549.4				1957	5071	108	
161TD0673	16.1875	24.0000	7.3750	4.8750	.270	.060	17.63	22.44	-	-	1.52	620,000	1,390,000	375	
	411.163	609.600	187.325	123.825	6.86	1.50	447.8	570.0				2758	6183	170	
163TD0704CD	16.3750	23.2500	9.6250	7.6250	.250	.060	17.76	22.09	1.12	0.56	1.76	960,000	2,400,000	460	
	415.925	590.550	244.475	193.675	6.35	1.50	451.1	561.1	28.45	14.22		4270	10676	209	
165TD0577	16.5000	29.0000	15.0625	12.0000	.500	.130	20.44	27.44	-	-	1.59	2,028,000	5,080,000	1,130	
	419.100	736.600	382.588	304.800	12.70	3.30	519.2	697.0				9021	22597	513	
167TD0625	16.7500	26.9960	12.2500	9.2500	.500	.130	19.00	25.75	-	-	1.24	1,170,000	2,920,000	964	
	425.450	685.698	311.150	234.950	12.70	3.30	482.6	654.1				5204	12989	437	
169TD0713CD	16.9375	23.7500	6.2850	4.1250	.250	.060	18.35	22.16	0.87	0.53	1.11	480,000	1,310,000	274	
	430.213	603.250	159.639	104.775	6.35	1.50	466.1	562.9	22.10	13.46		2135	5827	124	
170TD0752	17.0000	22.5000	6.2500	4.7500	.130	.060	18.25	21.62	-	-	1.52	530,000	1,280,000	276	
	431.800	571.500	158.750	120.650	3.30	1.50	463.6	549.1				2358	5694	125	
170TD0762CD	17.0000	22.5000	6.1250	4.3750	.130	.060	17.99	21.61	0.87	0.46	1.07	480,000	1,470,000	221	
	431.800	571.500	155.575	111.125	3.30	1.50	456.9	548.9	22.10	11.68		2135	6539	100	
170TD0723CD	17.0000	23.7500	6.2850	4.1250	.250	.060	18.35	22.09	0.87	0.53	1.11	480,000	1,310,000	271	
	431.800	603.250	159.639	104.775	6.35	1.50	466.1	561.1	22.10	13.46		2135	5827	123	
170TD0643	17.0000	26.5000	7.5842	5.0000	.250	.060	18.63	24.80	-	-	1.45	790,000	1,500,000	501	
	431.800	673.100	192.639	127.000	6.35	1.50	473.2	629.9				3514	6672	227	
170TD0637	17.0040	26.9960	14.3750	11.6250	.250	.130	18.78	25.51	-	-	1.80	1,600,000	4,080,000	1,126	
	431.902	685.698	365.125	295.275	6.35	3.30	477.0	648.0				7117	18149	511	
173TD0673	17.3750	26.0000	7.6875	5.4375	.410	.060	19.37	24.63	-	-	1.73	680,000	1,560,000	1,130	
	441.325	660.400	195.263	138.113	10.41	1.50	492.0	625.6				3025	6939	513	
175TD0704CD	17.5000	25.0000	10.1250	8.1250	.250	.060	19.06	23.86	1.12	0.59	1.76	1,000,000	2,800,000	964	
	444.500	635.000	257.175	206.375	6.35	1.50	484.1	606.0	28.45	14.99		4448	12455	437	
176TD0704CD	17.6250	25.0000	10.1250	8.1250	.250	.060	19.06	23.86	1.12	0.59	1.76	1,100,000	2,800,000	274	
	447.675	635.000	257.175	206.375	6.35	1.50	484.1	606.0	28.45	14.99		4893	12455	124	
176TD0673	17.6250	26.5000	7.5842	6.0000	.250	.060	18.58	24.80	-	-	1.45	910,000	2,700,000	465	
	447.675	673.100	192.639	152.400	6.35	1.50	471.9	629.9				4048	12010	211	
179TD0605	17.9840	29.9950	12.0000	8.7500	.630	.130	21.00	28.50	-	-	1.32	1,400,000	3,200,000	221	
	456.794	761.873	304.800	222.250	16.00	3.30	533.4	723.9				6227	14234	100	
180TD0763CD	18.0000	23.5000	6.5000	4.7500	.380	.060	19.45	22.44	1.12	0.46	1.44	480,000	1,460,000	271	
	457.200	596.900	165.100	120.650	9.65	1.50	494.0	570.0	28.45	11.68		2135	6494	123	
180TD0743CD	18.0000	24.2500	7.2500	5.7500	.250	.060	19.41	23.50	1.12	0.31	1.76	730,000	1,960,000	501	
	457.200	615.950	184.150	146.050	6.35	1.50	493.0	596.9	28.45	7.87		3247	8718	227	
180TD0693	18.0000	26.0000	7.6875	5.4375	.410	.060	19.75	24.63	-	-	1.73	680,000	1,560,000	1,126	
	457.200	660.400	195.263	138.113	10.41	1.50	501.7	625.6				3025	6939	511	

\* Thrust factor. See engineering section.

# TDO TYPE TAPERED ROLLER BEARINGS

## AMERICAN ROLLER BEARINGS®

### TDO TYPE



TAPERED  
ROLLER BEARINGS

BEARING NUMBER	BORE B	O.D. D	WIDTH		MAX. FILLET RADIUS		SHLDR. DIA.		PIN		DYNAMIC CAPACITY C	STATIC CAPACITY Co	BRG. WT. M	
			CONE Wi	CUP Wo	Ri	Ro	SHAFT S2	HSNG. T2	DIA. P	DEPTH V				
			IN/mm	IN/mm	IN/mm	IN/mm	IN/mm	IN/mm	IN/mm	IN/mm				K*
180TDO634	18.000	28.746	10.000	7.000	.380	.060	19.96	26.79	-	-	1.49	1,100,000	2,540,000	810
	457.200	730.148	254.000	177.800	9.65	1.50	507.0	680.5				4893	11298	367
188TDO705CD	18.875	26.750	10.875	8.750	.250	.060	20.31	25.51	1.12	0.43	1.76	1,260,000	3,400,000	702
	479.425	679.450	276.225	222.250	6.35	1.50	515.9	648.0	28.45	10.92		5605	15124	318
190TDO783CD	19.000	24.250	7.250	5.750	.250	.060	20.20	23.50	1.12	0.31	1.76	660,000	2,040,000	277
	482.600	615.950	184.150	146.050	6.35	1.50	513.1	596.9	28.45	7.87		2936	9074	126
190TDO763CD	19.000	24.995	7.000	5.625	.250	.060	20.31	23.98	1.12	0.53	1.70	660,000	1,930,000	308
	482.600	634.873	177.800	142.875	6.35	1.50	515.9	609.1	28.45	13.46		2936	8585	140
192TDO743ACD	19.239	26.000	8.125	6.250	.250	.060	20.55	24.69	1.12	0.62	1.90	800,000	1,960,000	444
	488.671	660.400	206.375	158.750	6.35	1.50	522.0	627.1	28.45	15.75		3559	8718	201
192TDO773CD	19.250	24.995	7.125	5.375	.250	.060	20.55	24.09	1.12	0.56	1.24	650,000	1,730,000	302
	488.950	634.873	180.975	136.525	6.35	1.50	522.0	611.9	28.45	14.22		2891	7695	137
192TDO743CD	19.250	26.000	8.125	6.250	.250	.060	20.55	24.69	1.12	0.62	1.90	800,000	1,960,000	443
	488.950	660.400	206.375	158.750	6.35	1.50	522.0	627.1	28.45	15.75		3559	8718	201
192TDO773CD	19.253	24.995	7.000	5.625	.250	.060	20.55	23.98	1.12	0.56	1.24	650,000	1,730,000	302
	489.026	634.873	177.800	142.875	6.35	1.50	522.0	609.1	28.45	14.22		2891	7695	137
196TDO763CD	19.625	24.995	7.000	5.625	.250	.060	20.79	23.98	1.12	0.53	1.70	650,000	1,930,000	273
	498.475	634.873	177.800	142.875	6.35	1.50	528.1	609.1	28.45	13.46		2891	8585	124
197TDO705CD	19.750	28.000	11.500	9.125	.250	.060	21.26	26.69	1.17	0.53	1.76	1,360,000	3,400,000	775
	501.650	711.200	292.100	231.775	6.35	1.50	540.0	677.9	29.72	13.46		6050	15124	352
200TDO693CD	20.000	29.000	7.343	4.500	.250	.060	21.00	27.50	1.00	0.56	1.23	700,000	1,600,000	546
	508.000	736.600	186.502	114.300	6.35	1.50	533.4	698.5	25.40	14.22		3114	7117	248
200TDO615CD	20.000	33.000	12.000	8.750	.380	.130	22.20	30.24	1.12	0.46	1.22	1,480,000	3,600,000	1,345
	508.000	838.200	304.800	222.250	9.65	3.30	563.9	768.1	28.45	11.68		6583	16014	610
202TDO703CD	20.250	29.000	7.343	4.500	.250	.060	21.44	27.50	1.00	0.56	1.23	700,000	1,600,000	532
	514.350	736.600	186.502	114.300	6.35	1.50	544.6	698.5	25.40	14.22		3114	7117	241
205TDO713CD	20.500	29.000	7.343	4.500	.250	.060	22.00	27.50	1.00	0.56	1.23	700,000	1,600,000	519
	520.700	736.600	186.502	114.300	6.35	1.50	558.8	698.5	25.40	14.22		3114	7117	235
210TDO683CD	21.000	30.875	7.500	4.750	.250	.060	22.63	29.00	1.00	0.46	1.22	750,000	1,730,000	646
	533.400	784.225	190.500	120.650	6.35	1.50	574.8	736.6	25.40	11.68		3336	7695	293
211TDO705CD	21.125	29.995	12.250	9.750	.250	.060	22.68	28.57	1.12	0.43	1.76	1,400,000	4,120,000	975
	536.575	761.873	311.150	247.650	6.35	1.50	576.1	725.7	28.45	10.92		6227	18327	442
215TDO743CD	21.5000	29.0000	6.5000	4.5000	.250	.130	23.00	27.75	1.00	0.31	1.15	680,000	1,830,000	402
	546.100	736.600	165.100	114.300	6.35	3.30	584.2	704.9	25.40	7.87		3025	8140	182

\* Thrust factor. See engineering section.

# TDO TYPE TAPERED ROLLER BEARINGS

## AMERICAN ROLLER BEARINGS®

TAPERED  
ROLLER BEARINGS

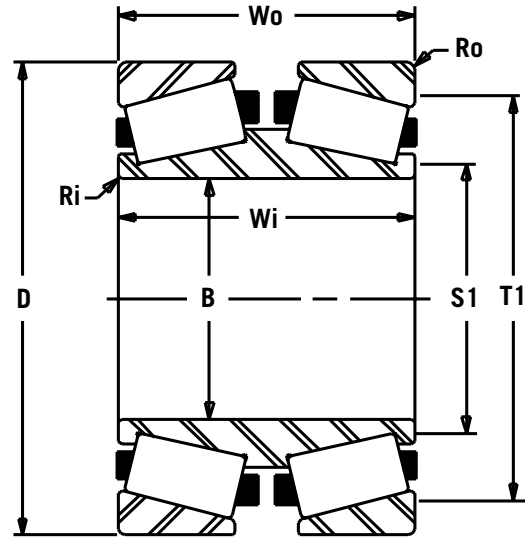
BEARING NUMBER	BORE	O.D.	WIDTH		MAX. FILLET RADIUS		SHLDR. DIA.		PIN		K*	DYNAMIC CAPACITY C	STATIC CAPACITY Co	BRG. WT. M
			CONE	CUP	Ri	Ro	SHAFT	HSNG.	DIA.	DEPTH				
			Wi	Wo	IN/mm		IN/mm		IN/mm					
			IN/mm	IN/mm	IN/mm	IN/mm	IN/mm	IN/mm	IN/mm	IN/mm				
216TD0793CD	21.6180	27.2500	6.8750	5.3750	.250	.060	22.80	26.22	1.12	0.37	1.55	590,000	1,800,000	322
	549.097	692.150	174.625	136.525	6.35	1.50	579.1	666.0	28.45	9.40		2624	8007	146
216TD0803CD	21.6250	27.2500	6.8750	5.3750	.250	.060	22.80	26.22	1.12	0.37	1.55	590,000	1,800,000	321
	549.275	692.150	174.625	136.525	6.35	1.50	579.1	666.0	28.45	9.40		2624	8007	146
220TD0763CD	22.0000	29.0000	6.5000	4.5000	.250	.130	23.39	27.76	1.00	0.53	1.15	680,000	1,830,000	370
	558.800	736.600	165.100	114.300	6.35	3.30	594.1	705.1	25.40	13.46		3025	8140	168
220TD0753CD	22.0000	29.0000	7.3751	5.4375	.250	.060	23.27	27.87	1.12	0.59	1.70	800,000	2,160,000	460
	558.800	736.600	187.328	138.113	6.35	1.50	591.1	707.9	28.45	14.99		3559	9608	209
220TD0764CD	22.0000	29.0000	8.8750	7.0000	.250	.060	23.39	27.87	1.12	0.65	1.69	1,000,000	2,680,000	461
	558.800	736.600	225.425	177.800	6.35	1.50	594.1	707.9	28.45	16.51		4448	11921	209
220TD0625CD	22.0000	35.4950	11.5000	8.3750	.500	.060	25.72	33.60	1.12	0.65	1.43	1,570,000	3,600,000	1525
	558.800	901.573	292.100	212.725	12.70	1.50	653.3	853.4	28.45	16.51		6984	16014	692
225TD0706CD	22.5000	32.0000	13.1250	10.3750	.250	.060	24.21	30.47	1.12	0.43	1.76	1,740,000	4,620,000	1170
	571.500	812.800	333.375	263.525	6.35	1.50	614.9	773.9	28.45	10.92		7740	20551	531
230TD0655CD	23.0000	35.0000	11.7500	8.4375	.312	.060	25.00	33.50	1.12	0.46	1.70	1,570,000	3,600,000	1450
	584.200	889.000	298.450	214.313	7.92	1.50	635.0	850.9	28.45	11.68		6984	16014	658
237TD0753CD	23.7380	31.0000	8.1250	6.2500	.250	.060	25.28	29.76	1.12	0.62	1.58	890,000	2,200,000	560
	602.945	787.400	206.375	158.750	6.35	1.50	642.1	755.9	28.45	15.75		3959	9786	254
239TD0763CD	23.9620	31.0000	8.1250	6.2500	.250	.060	25.28	29.76	1.12	0.62	1.58	890,000	2,200,000	540
	608.635	787.400	206.375	158.750	6.35	1.50	642.1	755.9	28.45	15.75		3959	9786	245
239TD0773CD	23.9900	31.0000	8.1250	6.2500	.250	.060	25.28	29.76	1.12	0.62	1.58	890,000	2,200,000	538
	609.346	787.400	206.375	158.750	6.35	1.50	642.1	755.9	28.45	15.75		3959	9786	244
240TD0773CD	24.0000	31.0000	8.1250	6.2500	.250	.060	25.28	29.76	1.12	0.62	1.58	880,000	2,640,000	515
	609.600	787.400	206.375	158.750	6.35	1.50	642.1	755.9	28.45	15.75		3914	11743	234
240TD0753CD	24.0000	32.0000	7.5000	5.7500	.250	.130	25.39	30.12	1.12	0.68	1.77	700,000	1,820,000	540
	609.600	812.800	190.500	146.050	6.35	3.30	644.9	765.0	28.45	17.27		3114	8096	245
250TD0687	25.0000	36.7500	14.8750	11.8750	.470	.130	27.52	34.00	-	-	1.76	1,820,000	5,300,000	1747
	635.000	933.450	377.825	301.625	11.94	3.30	699.0	863.6				8096	23575	792
260TD0813CD	26.0000	32.0000	8.0000	6.2500	.250	.060	27.28	31.04	1.12	0.56	1.76	850,000	2,860,000	460
	660.400	812.800	203.200	158.750	6.35	1.50	692.9	788.4	28.45	14.22		3781	12722	209
270TD0783	27.0000	34.5000	7.8750	6.0000	.250	.060	28.46	33.25	-	-	1.40	930,000	3,000,000	620
	685.800	876.300	200.025	152.400	6.35	1.50	722.9	844.6				4137	13345	281
280TD0773CD	28.0000	36.0000	7.5000	5.5000	.250	.130	29.53	34.49	1.12	0.62	1.54	810,000	2,320,000	635
	711.200	914.400	190.500	139.700	6.35	3.30	750.1	876.0	28.45	15.75		3603	10320	288
285TD0793CD	28.5000	36.0000	7.3750	5.5000	.250	.130	29.76	34.53	1.12	0.62	1.54	810,000	2,320,000	590
	723.900	914.400	187.325	139.700	6.35	3.30	755.9	877.1	28.45	15.75		3603	10320	268
300TD0793CD	30.0000	38.0000	7.3750	5.2500	.250	.060	31.40	36.36	1.12	0.46	1.45	810,000	2,640,000	686
	762.000	965.200	187.325	133.350	6.35	1.50	797.6	923.5	28.45	11.68		3603	11743	311
385TD0862	38.5000	44.5000	5.5000	4.0000	.250	.130	39.76	43.31	-	-	1.34	650,000	2,480,000	470
	977.900	1130.300	139.700	101.600	6.35	3.30	1009.9	1100.1				2891	11032	213
500TD0882	50.0000	56.5000	5.7500	4.0000	.250	.130	51.38	55.12	-	-	1.02	706,000	3,060,000	675
	1270.000	1435.100	146.050	101.600	6.35	3.30	1305.1	1400.0				3140	13611	306
550TD0824	55.0000	66.8125	10.2500	7.5000	.250	.130	57.10	63.80	-	-	1.35	1,664,000	6,880,000	2490
	1397.000	1697.038	260.350	190.500	6.35	3.30	1450.3	1620.5				7402	30604	1129

\* Thrust factor. See engineering section.

# TDI TYPE TAPERED ROLLER BEARINGS

## AMERICAN ROLLER BEARINGS®

### TDI TYPE



TAPERED ROLLER BEARINGS

BEARING NUMBER	BORE		O.D.		WIDTH		MAX. FILLET RADIUS		SHLDR. DIA.		DYNAMIC CAPACITY C	STATIC CAPACITY Co	BRG. WT. M
	B	D	CUPS W0	CONE W1	Ri	Ro	S1	T1	K*				
	IN/mm	IN/mm	IN/mm	IN/mm	IN/mm		IN/mm		LBS/kN	LBS/kN			
80TDI563	8.0000	14.3720	6.2500	6.0000	.130	.130	9.06	12.95	1.45	430,000	880,000	158	
	203.200	365.049	158.750	152.400	3.30	3.30	230.1	328.9		1913	3914	72	
81TDI613	8.1250	13.2500	7.1250	7.2500	.060	.130	8.94	12.05	1.76	500,000	1,040,000	148	
	206.375	336.550	180.975	184.150	1.50	3.30	227.1	306.1		2224	4626	67	
85TDI605	8.5000	14.0000	5.0000	5.1250	.250	.130	9.80	12.52	0.99	278,000	640,000	233	
	215.900	355.600	127.000	130.175	6.40	3.30	248.9	318.0		1237	2847	106	
86TDI613	8.6250	14.1250	7.7500	7.8750	.060	.250	9.53	12.72	1.76	560,000	1,560,000	190	
	219.075	358.775	196.850	200.025	1.50	6.40	242.1	323.1		2491	6939	86	
87TDI625	8.7500	14.0000	5.0000	5.1250	.250	.130	9.80	12.52	0.99	278,000	640,000	128	
	222.250	355.600	127.000	130.175	6.40	3.30	248.9	318.0		1237	2847	58	
90TDI643	9.0000	14.0000	6.5000	6.5000	.060	.060	9.72	12.95	1.77	305,000	628,000	128	
	228.600	355.600	165.100	165.100	1.50	1.50	246.9	328.9		1357	2793	58	
90TDI565	9.0000	15.7500	5.5000	5.5000	.130	.130	10.08	14.45	1.89	430,000	940,000	170	
	228.600	400.050	139.700	139.700	3.30	3.30	256.0	367.0		1913	4181	77	
90TDI544	9.0000	16.7500	7.0000	8.5000	.140	.250	10.19	14.75	1.76	540,000	1,080,000	288	
	228.600	425.450	177.800	215.900	3.50	6.40	258.8	374.7		2402	4804	131	
92TDI614	9.2500	15.1250	8.2500	8.2500	.060	.250	10.20	13.62	1.76	640,000	1,470,000	254	
	234.950	384.175	209.550	209.550	1.50	6.40	259.1	345.9		2847	6539	115	
95TDI577	9.5000	16.5000	7.0000	6.8750	.130	.250	10.55	14.96	1.40	580,000	1,400,000	230	
	241.300	419.100	177.800	174.625	3.30	6.40	268.0	380.0		2580	6227	104	
96TDI643	9.6250	15.0000	5.7500	5.7500	.130	.190	10.59	13.50	1.13	350,000	760,000	138	
	244.475	381.000	146.050	146.050	3.30	4.80	269.0	342.9		1557	3381	63	
97TDI614	9.7500	16.0000	8.5000	8.6250	.130	.250	10.94	14.41	1.76	760,000	1,560,000	266	
	247.650	406.400	215.900	219.075	3.30	6.40	277.9	366.0		3381	6939	121	
100TDI712	10.0000	14.1250	5.1250	5.1250	.130	.130	10.75	13.19	1.76	360,000	830,000	97	
	254.000	358.775	130.175	130.175	3.30	3.30	273.1	335.0		1601	3692	44	
100TDI586	10.0000	17.2500	6.5000	6.5000	.130	.060	11.26	16.24	1.63	560,000	1,120,000	243	
	254.000	438.150	165.100	165.100	3.30	1.50	286.0	412.5		2491	4982	110	
100TDI575	10.0000	17.5000	5.2500	6.0000	.250	.130	11.31	14.80	1.71	400,000	800,000	205	
	254.000	444.500	133.350	152.400	6.40	3.30	287.3	375.9		1779	3559	93	
102TDI652	10.2500	15.7500	4.6874	4.5000	.250	.250	11.42	14.41	1.48	320,000	660,000	121	
	260.350	400.050	119.060	114.300	6.40	6.40	290.1	366.0		1423	2936	55	
102TDI636	10.2500	16.0000	6.1250	6.0000	.250	.130	11.30	14.80	1.75	450,000	1,200,000	171	
	260.350	406.400	155.575	152.400	6.40	3.30	287.0	375.9		2002	5338	78	
106TDI702	10.6250	15.0000	5.3750	5.3750	.130	.130	11.42	14.02	1.76	440,000	930,000	115	
	269.875	381.000	136.525	136.525	3.30	3.30	290.1	356.1		1957	4137	52	

\* Thrust factor. See engineering section.

# TDI TYPE TAPERED ROLLER BEARINGS

## AMERICAN ROLLER BEARINGS®

BEARING NUMBER	BORE	O.D.	WIDTH		MAX. FILLET RADIUS		SHLDR. DIA.		K*	DYNAMIC CAPACITY	STATIC CAPACITY	BRG. WT.
			CUPS	CONE	Ri	Ro	SHAFT	HSNG.				
	B	D	Wo	Wi	IN/mm	IN/mm	S1	T1	C	Co	M	
	IN/mm	IN/mm	IN/mm	IN/mm	IN/mm	IN/mm	IN/mm	LBS/kN	LBS/kN	LBS/kg		
110TDI619	11.0000 279.400	18.0000 457.200	9.6250 244.475	9.6250 244.475	.060 1.50	.250 6.40	12.17 309.1	16.22 412.0	1.76	920,000 4092	1,900,000 8452	375 170
113TDI713	11.3750 288.925	16.0000 406.400	5.6875 144.463	5.6875 144.463	.130 3.30	.130 3.30	12.20 309.9	14.92 379.0	1.73	420,000 1868	1,080,000 4804	136 62
115TDI529	11.5000 292.100	22.0000 558.800	9.6250 244.475	9.6250 244.475	.130 3.30	.250 6.40	12.94 328.7	19.50 495.3	1.48	1,000,000 4448	2,000,000 8896	633 287
118TDI713	11.8125 300.038	16.6250 422.275	5.9375 150.813	5.9375 150.813	.130 3.30	.130 3.30	12.68 322.1	15.51 394.0	1.73	500,000 2224	1,170,000 5204	156 71
120TDI685	11.9940 304.648	17.2460 438.048	5.1875 131.763	5.1875 131.763	.130 3.30	.130 3.30	12.87 326.9	16.14 410.0	1.76	415,000 1846	980,000 4359	144 65
120TDI735	12.0000 304.800	16.5000 419.100	5.1250 130.175	5.1250 130.175	.060 1.50	.250 6.40	12.68 322.1	15.43 391.9	1.76	400,000 1779	950,000 4226	118 54
120TDI682	12.0000 304.800	17.5000 444.500	4.3750 111.125	4.2500 107.950	.310 7.90	.060 1.50	13.27 337.1	16.38 416.1	1.55	300,000 1334	640,000 2847	124 56
120TDI606	12.0000 304.800	19.7500 501.650	6.3749 161.922	6.3750 161.925	.130 3.30	.250 6.40	13.07 332.0	18.27 464.1	1.76	690,000 3069	1,410,000 6272	285 129
125TDI713	12.5000 317.500	17.6250 447.675	6.2500 158.750	6.2500 158.750	.130 3.30	.130 3.30	13.39 340.1	16.46 418.1	1.74	530,000 2358	1,270,000 5649	186 84
130TDI745	13.0000 330.200	17.5000 444.500	5.6875 144.463	5.6875 144.463	.130 3.30	.130 3.30	13.82 351.0	16.46 418.1	1.76	470,000 2091	1,120,000 4982	147 67
130TDI683	13.0000 330.200	19.0000 482.600	6.0000 152.400	5.8125 147.638	.060 1.50	.130 3.30	13.88 352.6	17.50 444.5	1.49	480,000 2135	1,170,000 5204	220 100
131TDI703	13.1250 333.375	18.5000 469.900	6.5625 166.688	6.5625 166.688	.130 3.30	.130 3.30	14.06 357.1	17.28 438.9	1.74	570,000 2535	1,520,000 6761	213 97
135TDI645	13.5000 342.900	21.0000 533.400	5.5000 139.700	5.7500 146.050	.250 6.40	.250 6.40	15.00 381.0	19.63 498.6	1.76	530,000 2358	1,120,000 4982	279 127
136TDI713	13.6250 346.075	19.2500 488.950	6.8750 174.625	6.8750 174.625	.130 3.30	.130 3.30	14.61 371.1	17.95 455.9	1.74	620,000 2758	1,680,000 7473	245 111
140TDI735	14.0000 355.600	19.0000 482.600	5.2500 133.350	5.0625 128.588	.060 1.50	.130 3.30	14.76 374.9	17.83 452.9	1.25	410,000 1824	960,000 4270	150 68
140TDI733	14.0000 355.600	19.2500 488.950	6.0625 153.988	6.0625 153.988	.060 1.50	.130 3.30	14.72 373.9	18.07 459.0	1.76	580,000 2580	1,210,000 5382	195 88
140TDI712	14.0000 355.600	19.7500 501.650	5.0000 127.000	4.3750 111.125	.130 3.30	.130 3.30	15.04 382.0	18.58 471.9	1.33	410,000 1824	1,000,000 4448	166 75
145TDI704	14.5000 368.300	20.6250 523.875	7.3125 185.738	7.3125 185.738	.130 3.30	.250 6.40	15.51 394.0	19.17 486.9	1.76	750,000 3336	1,830,000 8140	299 136
145TDI605	14.5000 368.300	24.0000 609.600	10.0000 254.000	11.0000 279.400	.130 3.30	.250 6.40	15.90 403.9	22.00 558.8	1.63	1,140,000 5071	2,600,000 11565	745 338
147TDI755	14.7500 374.650	19.7500 501.650	5.1250 130.175	4.7500 120.650	.060 1.50	.130 3.30	15.47 392.9	18.58 471.9	1.24	415,000 1846	980,000 4359	51 23
151TDI694	15.1250 384.175	21.5000 546.100	7.6250 193.675	7.6250 193.675	.130 3.30	.250 6.40	16.18 411.0	19.96 507.0	1.76	830,000 3692	1,860,000 8274	343 156
155TDI723	15.5000 393.700	21.5000 546.100	5.4375 138.113	5.4375 138.113	.060 1.50	.250 6.40	16.46 418.1	20.08 510.0	1.23	430,000 1913	1,080,000 4804	222 101
160TDI745	16.0000 406.400	21.5000 546.100	5.4375 138.113	5.4375 138.113	.060 1.50	.250 6.40	16.81 427.0	20.08 510.0	1.23	430,000 1913	1,080,000 4804	202 92
160TDI727	16.0000 406.400	22.2500 565.150	7.2500 184.150	7.2500 184.150	.130 3.30	.250 6.40	17.01 432.1	20.79 528.1	1.76	800,000 3559	1,500,000 6672	331 150
160TDI694	16.0000 406.400	23.2500 590.550	7.6250 193.675	7.6250 193.675	.130 3.30	.250 6.40	17.13 435.1	21.61 548.9	1.80	890,000 3959	1,780,000 7918	403 183
160TDI607	16.0030 406.476	26.4980 673.049	7.6875 195.263	7.6875 195.263	.130 3.30	.250 6.40	18.00 457.2	24.25 616.0	1.62	960,000 4270	2,000,000 8896	661 300

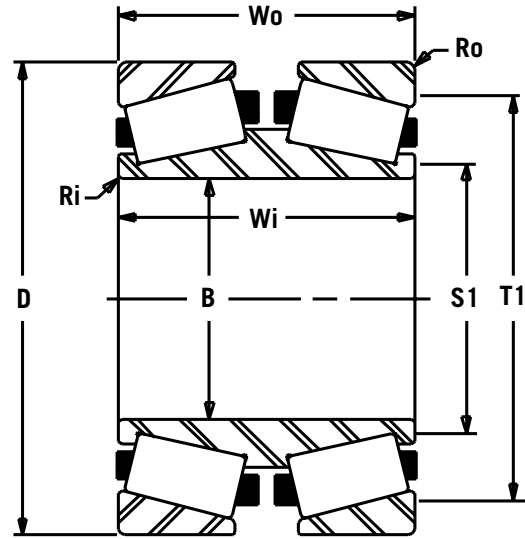
\* Thrust factor. See engineering section.

TAPERED  
ROLLER BEARINGS

# TDI TYPE TAPERED ROLLER BEARINGS

## AMERICAN ROLLER BEARINGS®

### TDI TYPE



TAPERED ROLLER BEARINGS

BEARING NUMBER	BORE		O.D.		WIDTH		MAX. FILLET RADIUS		SHLDR. DIA.		DYNAMIC CAPACITY C	STATIC CAPACITY Co	BRG. WT. M
	B	D	CUPS Wo	CONE Wi	Ri	Ro	SHAFT S1	HSNG. T1	K*				
	IN/mm	IN/mm	IN/mm	IN/mm	IN/mm	IN/mm	IN/mm	IN/mm	LBS/kN	LBS/kN			
163TDI704	16.3750	23.2500	8.2500	8.2500	.130	.250	17.48	21.61	1.76	960,000	2,400,000	428	
	415.925	590.550	209.550	209.550	3.30	6.40	444.0	548.9		4270	10676	194	
165TDI577	16.5000	29.0000	14.0000	14.0000	.250	.250	19.13	26.13	1.60	1,880,000	3,700,000	1485	
	419.100	736.600	355.600	355.600	6.40	6.40	485.9	663.7		8363	16458	674	
170TDI762	17.0000	22.5000	5.3750	5.2500	.060	.130	17.83	21.14	1.07	461,000	1,470,000	208	
	431.800	571.500	136.525	133.350	1.50	3.30	452.9	537.0		2051	6539	94	
170TDI756	17.0000	22.5000	6.3750	6.3750	.060	.250	17.83	21.02	1.33	640,000	1,340,000	257	
	431.800	571.500	161.925	161.925	1.50	6.40	452.9	533.9		2847	5961	117	
170TDI686	17.0000	25.0000	6.8125	6.8125	.250	.250	18.50	23.00	1.40	720,000	1,440,000	435	
	431.800	635.000	173.038	173.038	6.40	6.40	469.9	584.2		3203	6405	197	
176TDI704	17.6250	25.0000	8.8125	8.8125	.130	.250	18.82	23.29	1.76	1,100,000	2,800,000	531	
	447.675	635.000	223.838	223.838	3.30	6.40	478.0	591.6		4893	12455	241	
179TDI6116	17.9950	29.5000	16.5000	16.2500	.130	.250	19.84	26.81	1.91	2,400,000	5,200,000	2002	
	457.073	749.300	419.100	412.750	3.30	6.40	503.9	681.0		10676	23131	908	
180TDI763	18.0000	23.5000	5.2500	5.1250	.060	.130	18.82	22.32	1.44	480,000	1,460,000	191	
	457.200	596.900	133.350	130.175	1.50	3.30	478.0	566.9		2135	6494	87	
180TDI765	18.0000	23.5000	5.3750	5.2500	.060	.130	18.82	22.32	1.24	500,000	1,140,000	212	
	457.200	596.900	136.525	133.350	1.50	3.30	478.0	566.9		2224	5071	96	
180TDI693	18.0000	26.0000	6.1249	6.1250	.130	.250	19.62	24.00	1.73	680,000	1,560,000	408	
	457.200	660.400	155.572	155.575	3.30	6.40	498.3	609.6		3025	6939	185	
180TDI608	18.0000	29.9950	8.5000	8.2500	.250	.250	20.00	27.63	1.80	1,040,000	2,200,000	877	
	457.200	761.873	215.900	209.550	6.40	6.40	508.0	701.8		4626	9786	398	
180TDI5314	18.0000	33.9960	14.5000	14.5000	.250	.250	20.31	30.71	1.62	2,300,000	5,100,000	2158	
	457.200	863.498	368.300	368.300	6.40	6.40	515.9	780.0		10231	22686	979	
188TDI705	18.8750	26.7500	9.3750	9.3750	.130	.250	20.08	24.92	1.76	1,260,000	3,400,000	642	
	479.425	679.450	238.125	238.125	3.30	6.40	510.0	633.0		5605	15124	291	
190TDI783	19.0000	24.2500	6.2500	6.2500	.130	.250	19.84	23.03	1.76	660,000	2,040,000	262	
	482.600	615.950	158.750	158.750	3.30	6.40	503.9	585.0		2936	9074	119	
190TDI705	19.0000	25.0000	7.8750	7.8750	.120	.250	19.96	23.74	1.76	870,000	1,840,000	387	
	482.600	635.000	200.025	200.025	3.00	6.40	507.0	603.0		3870	8185	176	
190TDI747	19.0000	25.5000	7.9375	7.9375	.130	.250	20.08	23.98	1.76	950,000	1,980,000	432	
	482.600	647.700	201.613	201.613	3.30	6.40	510.0	609.1		4226	8807	196	
192TDI773	19.2530	24.9950	6.0625	6.0625	.130	.130	20.31	23.62	1.24	570,000	1,730,000	281	
	489.026	634.873	153.988	153.988	3.30	3.30	515.9	599.9		2535	7695	127	
200TDI737	20.0000	27.3750	7.8750	7.8750	.130	.240	21.14	25.75	1.76	1,020,000	2,200,000	508	
	508.000	695.325	200.025	200.025	3.30	6.10	537.0	654.1		4537	9786	230	

\* Thrust factor. See engineering section.

# TDI TYPE TAPERED ROLLER BEARINGS

## AMERICAN ROLLER BEARINGS®

BEARING NUMBER	BORE	O.D.	WIDTH		MAX. FILLET RADIUS		SHLDR. DIA.		K*	DYNAMIC CAPACITY	STATIC CAPACITY	BRG. WT.
			CUPS	CONE	Ri	Ro	SHAFT	HSNG.				
	B	D	Wo	Wi			S1	T1	C	Co	M	
	IN/mm	IN/mm	IN/mm	IN/mm	IN/mm	IN/mm	IN/mm	IN/mm	LBS/kN	LBS/kN	LBS/kg	
202TDI768	20.2500	26.5000	8.0000	8.0000	.130	.250	21.26	25.04	1.83	920,000	1,900,000	283
	514.350	673.100	203.200	203.200	3.30	6.40	540.0	636.0		4092	8452	128
204TDI7010	20.4375	29.0000	10.1875	10.1875	.130	.250	21.73	26.93	1.76	1,600,000	3,600,000	848
	519.113	736.600	258.763	258.763	3.30	6.40	551.9	684.0		7117	16014	385
210TDI683	21.0000	30.8750	6.5000	6.3750	.130	.250	22.75	28.50	1.22	750,000	1,730,000	581
	533.400	784.225	165.100	161.925	3.30	6.40	577.9	723.9		3336	7695	264
211TDI705	21.1250	29.9950	10.6250	10.6250	.130	.250	22.20	27.99	1.76	1,400,000	4,120,000	916
	536.575	761.873	269.875	269.875	3.30	6.40	563.9	710.9		6227	18327	415
220TDI748	21.9950	35.4950	8.8125	8.3750	.140	.250	24.6	32.6	1.43	1,570,000	3,600,000	1275
	558.673	901.573	223.838	212.725	3.50	6.40	624.8	828.0		6984	16014	578
220TDI6418	21.9950	35.4950	18.0000	17.4375	.250	.500	24.45	32.13	1.60	3,000,000	6,060,000	2533
	558.673	901.573	457.200	442.913	6.40	12.70	621.0	816.1		13345	26956	1149
220TDI753	22.0000	29.0000	6.1251	6.1250	.130	.250	23.02	27.52	1.70	800,000	2,160,000	402
	558.800	736.600	155.578	155.575	3.30	6.40	584.7	699.0		3559	9608	182
220TDI764	22.0000	29.0000	7.7500	7.7500	.130	.250	23.15	27.4	1.69	1,000,000	2,680,000	518
	558.800	736.600	196.850	196.850	3.30	6.40	588.0	696.0		4448	11921	235
220TDI778	22.0000	29.0000	8.6875	8.6250	.130	.250	23.25	27.4	1.76	1,140,000	2,320,000	575
	558.800	736.600	220.663	219.075	3.30	6.40	590.6	696.0		5071	10320	261
220TDI625	22.0000	35.4950	8.8125	8.3750	.130	.250	24.62	32.5	1.43	1,567,000	3,600,000	1274
	558.800	901.573	223.838	212.725	3.30	6.40	625.3	825.5		6970	16014	578
225TDI706	22.5000	32.0000	11.2500	11.2500	.130	.250	23.98	29.76	1.76	1,760,000	4,620,000	1096
	571.500	812.800	285.750	285.750	3.30	6.40	609.1	755.9		7829	20551	497
230TDI777	23.0000	30.0000	7.6250	7.4375	.130	.250	24.21	28.23	1.24	930,000	1,900,000	511
	584.200	762.000	193.675	188.913	3.30	6.40	614.9	717.0		4137	8452	232
230TDI655	23.0000	35.5000	10.6562	10.0000	.130	.380	24.63	32.75	1.70	1,570,000	3,600,000	1367
	584.200	901.700	270.667	254.000	3.30	9.65	625.6	831.9		6984	16014	620
230TDI769	23.0625	30.3750	9.0625	9.0625	.130	.250	24.21	28.58	1.76	1,250,000	2,600,000	662
	585.788	771.525	230.188	230.188	3.30	6.40	614.9	725.9		5560	11565	300
234TDI7011	23.4375	33.2500	11.6875	11.6875	.130	.250	24.92	30.94	1.76	1,880,000	3,900,000	1231
	595.313	844.550	296.863	296.863	3.30	6.40	633.0	785.9		8363	17348	558
235TDI6211	23.5000	38.0000	11.5000	11.3125	.250	.500	26.31	34.00	1.58	2,060,000	4,000,000	1886
	596.900	965.200	292.100	287.338	6.40	12.70	668.3	863.6		9163	17793	855
240TDI773	24.0000	31.0000	6.7500	6.7500	.130	.250	25.04	29.41	1.58	880,000	2,640,000	487
	609.600	787.400	171.450	171.450	3.30	6.40	636.0	747.0		3914	11743	221
240TDI758	24.0000	32.0300	8.9375	8.9375	.120	.250	25.16	30.38	1.76	1,260,000	2,610,000	741
	609.600	813.562	227.013	227.013	3.00	6.40	639.1	771.7		5605	11610	336
240TDI7112	24.0000	34.0000	12.5000	12.5000	.130	.250	25.51	31.77	1.76	2,000,000	4,200,000	1359
	609.600	863.600	317.500	317.500	3.30	6.40	648.0	807.0		8896	18682	616
250TDI7012	25.0000	35.5000	12.5000	12.5000	.130	.250	26.57	33.19	1.76	2,120,000	4,400,000	1518
	635.000	901.700	317.500	317.500	3.30	6.40	674.9	843.0		9430	19572	689
254TDI7510	25.4350	33.7500	10.2500	10.2500	.130	.250	26.69	31.89	1.76	1,600,000	3,310,000	933
	646.049	857.250	260.350	260.350	3.30	6.40	677.9	810.0		7117	14724	423
255TDI6310	25.5000	40.5000	11.0000	10.7500	.430	.250	28.00	38.00	1.86	2,040,000	4,440,000	2,062
	647.700	1028.700	279.400	273.050	10.90	6.40	711.2	965.2		9074	19750	935
255TDI7112	25.5876	36.0196	12.7953	12.7165	.140	.240	27.17	33.66	1.76	2,200,000	4,600,000	1,548
	649.925	914.898	325.001	322.999	3.50	6.10	690.1	855.0		9786	20462	702
258TDI7012	25.8750	36.7500	12.9375	12.9375	.130	.250	27.52	34.25	1.76	2,250,000	4,680,000	1,653
	657.225	933.450	328.613	328.613	3.30	6.40	699.0	870.0		10008	20818	750
259TDI776	25.9813	33.6584	5.9523	5.9803	.190	.380	27.28	31.77	1.66	750,000	1,530,000	495
	659.925	854.923	151.188	151.900	4.80	9.65	692.9	807.0		3336	6806	225
260TDI813	26.0000	32.0000	6.9375	6.9375	.130	.250	26.93	30.59	1.76	850,000	2,860,000	457
	660.400	812.800	176.213	176.213	3.30	6.40	684.0	777.0		3781	12722	207

\* Thrust factor. See engineering section.

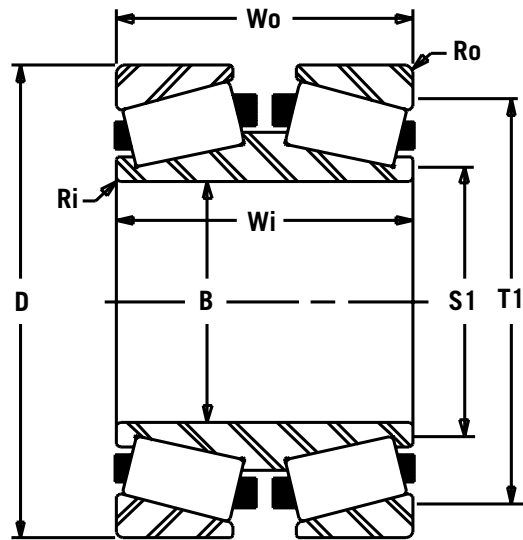
TAPERED  
ROLLER BEARINGS



# TDI TYPE TAPERED ROLLER BEARINGS

## AMERICAN ROLLER BEARINGS®

### TDI TYPE



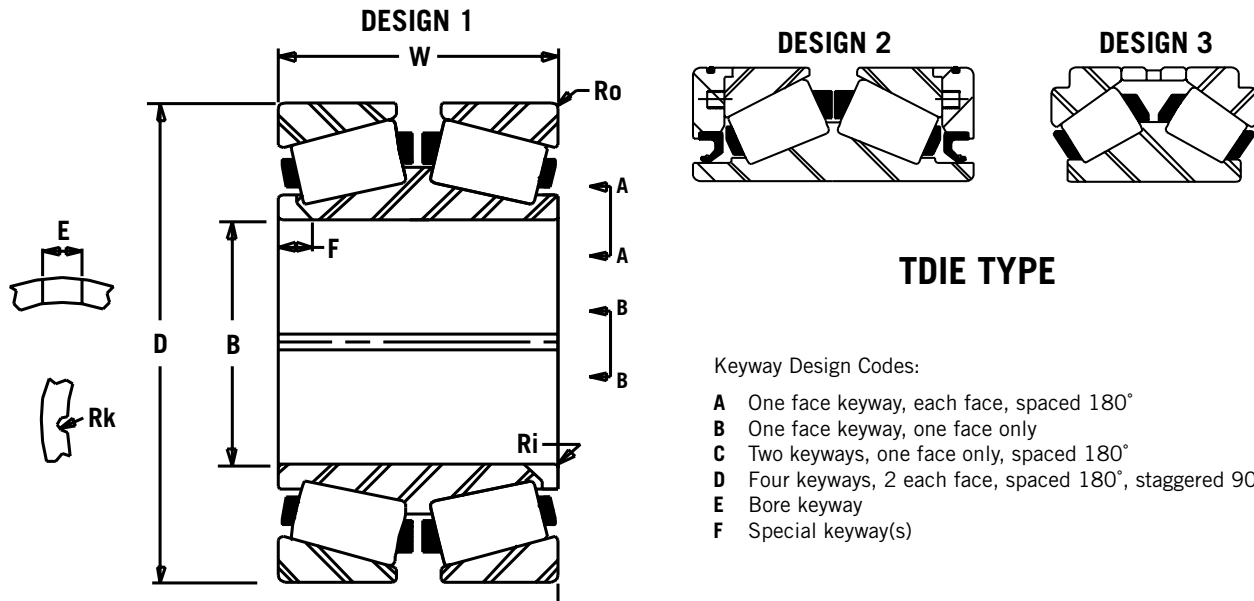
TAPERED ROLLER BEARINGS

BEARING NUMBER	BORE		O.D.		WIDTH		MAX. FILLET RADIUS		SHLDR. DIA.		DYNAMIC CAPACITY C	STATIC CAPACITY Co	BRG. WT. M
	B	D	CUPS Wo	CONE Wi	Ri	Ro	SHAFT S1	HSNG. T1	K*				
	IN/mm	IN/mm	IN/mm	IN/mm	IN/mm		IN/mm						
260TDI6212	26.0000 660.400	42.0000 1066.800	12.6563 321.470	12.2812 311.942	.250 6.40	.250 6.40	29.38 746.3	38.75 984.3	1.76	2,600,000 11565	6,000,000 26689	1999 907	
267TDI755	26.7500 679.450	35.5000 901.700	10.4375 265.113	10.4375 265.113	.130 3.30	.250 6.40	28.11 714.0	33.54 851.9	1.76	1,690,000 7517	5,200,000 23131	1073 487	
268TDI707	26.8750 682.625	38.0000 965.200	13.3125 338.138	13.3125 338.138	.130 3.30	.250 6.40	28.46 722.9	35.43 899.9	1.76	2,130,000 9475	6,320,000 28113	1841 835	
300TDI7114	30.0000 762.000	42.0000 1066.800	14.3750 365.125	13.8750 352.425	SP SP	.500 12.70	32.24 818.9	39.21 995.9	1.76	2,700,000 12010	5,630,000 25043	2308 1047	
300TDI7015	30.0000 762.000	42.5000 1079.500	15.0000 381.000	15.0000 381.000	.190 4.80	.500 12.70	31.89 810.0	39.57 1005.1	1.76	2,950,000 13122	6,220,000 27668	2536 1150	
300TDI6412	30.0000 762.000	47.0000 1193.800	12.2500 311.150	12.2500 311.150	.250 6.40	.500 12.70	33.75 857.3	43.56 1106.4	1.76	2,760,000 12277	5,840,000 25977	2998 1360	
300TDI5912	30.0000 762.000	51.0000 1295.400	12.2500 311.150	12.2500 311.150	.250 6.40	.250 6.40	33.54 851.9	47.64 1210.1	1.52	2,840,000 12633	6,110,000 27179	3943 1789	
310TDI6616	31.0000 787.400	47.0000 1193.800	16.0000 406.400	16.0000 406.400	.250 6.40	.500 12.70	34.5 876.3	43.25 1098.6	1.76	3,400,000 15124	7,220,000 32116	4140 1878	
325TDI7116	32.5000 825.500	46.0000 1168.400	16.1250 409.575	16.1250 409.575	.190 4.80	.500 12.70	34.61 879.1	42.72 1085.1	1.76	3,420,000 15213	7,240,000 32205	3233 1466	
340TDI7612	34.0000 863.600	44.5000 1130.300	12.7500 323.850	12.7500 323.850	.190 4.80	.500 12.70	35.67 906.0	41.93 1065.0	1.76	2,460,000 10943	5,220,000 23220	1959 889	
340TDI7312	34.0000 863.600	46.5000 1181.100	12.7500 323.850	12.7500 323.850	.190 4.80	.500 12.70	35.79 909.1	43.7 1110.0	1.76	2,710,000 12055	5,720,000 25444	2357 1069	
340TDI7117	34.0000 863.600	48.0000 1219.200	17.2500 438.150	16.7500 425.450	.190 4.80	.500 12.70	36.14 918.0	44.69 1135.1	1.76	3,750,000 16681	8,000,000 35586	3595 1631	
345TDI7215	34.5625 877.888	48.0265 1219.873	15.6250 396.875	15.6250 396.875	.190 4.80	.500 12.70	36.61 929.9	44.88 1140.0	1.76	3,400,000 15124	7,250,000 32249	2122 963	
355TDI7017	35.5000 901.700	51.0000 1295.400	17.7500 450.850	17.2500 438.150	.190 4.80	.500 12.70	37.8 960.1	47.44 1205.0	1.74	4,280,000 19038	9,140,000 40657	4439 2014	
369TDI7315	36.9375 938.213	50.0000 1270.000	15.7500 400.050	15.7500 400.050	.190 4.80	.500 12.70	38.98 990.1	46.85 1190.0	1.76	3,480,000 15480	7,440,000 33095	3345 1517	
370TDI7018	37.0000 939.800	52.5000 1333.500	18.2500 463.550	13.7500 349.250	.190 4.80	.500 12.70	39.33 999.0	48.82 1240.0	1.76	4,400,000 19572	9,220,000 41012	4846 2198	
396TDI7814	39.6250 1006.475	51.0000 1295.400	14.5275 368.999	14.5275 368.999	.190 4.80	.500 12.70	41.54 1055.1	48.23 1225.0	1.76	3,100,000 13789	6,640,000 29536	2,795 1268	

\* Thrust factor. See engineering section.



# TDIE TYPE TAPERED ROLLER BEARINGS

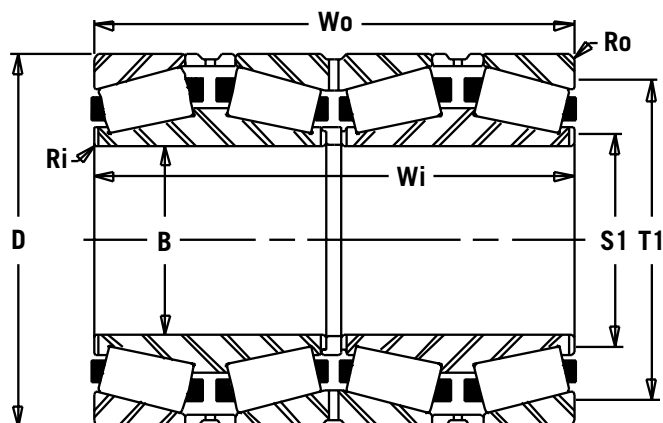


BEARING NUMBER	BORE		O.D.		WIDTH		MAX. FILLET RADIUS		KEYWAY DESIGN		KEYWAY NOTCH		BORE KEY RADIUS		DESIGN TYPE	THRUST FACTOR	DYNAMIC CAPACITY	BRG. WT.	
	B	D	W	Ri	Ro	-	F	E	Rk	-	K	C	M						
	IN/mm	IN/mm	IN/mm	IN/mm	IN/mm	-	IN/mm	IN/mm	IN/mm	-	LBS/kN	LBS/kg							
118TDIE684A	11.8110	17.3228	4.1340	.160	.160	-	-	-	.2565	-	-	-	-	-	1	.77	236,000	122	
	300.000	440.000	105.004	4.00	4.00	E	-	-	6.52	-	-	-	-	1050					55
118TDIE684C	11.8110	17.3228	4.1340	.160	.160	B, E	.875	1.260	.2565	-	-	-	-	-	1	.77	236,000	122	
	300.000	440.000	105.004	4.00	4.00	-	22.23	32.00	6.52	-	-	-	-	1050					55
TDIE31104	11.8110	18.8976	8.6614	.160	.160	A	.900	2.000	-	-	-	-	-	-	2	.90	498,000	340	
	300.000	480.000	220.000	4.00	4.00	-	22.86	50.80	-	-	-	-	-	2215					155
TDIE31219	12.0079	22.0400	7.8740	.130	.130	-	-	-	-	-	-	-	-	-	3	.54	604,000	100	
	305.000	559.816	200.000	3.30	3.30	-	-	-	-	-	-	-	-	2687					45
120TDIE617E	12.0106	19.6850	7.8740	.250	.190	B, E	1.375	2.000	-	-	-	-	-	-	1	.74	680,000	330	
	305.070	500.000	200.000	6.40	4.80	-	34.93	50.80	-	-	-	-	-	3025					150
120TDIE547L	12.0106	22.0423	7.9040	.250	.200	D	1.562	2.000	-	-	-	-	-	-	1	.73	640,000	480	
	305.206	559.874	200.762	6.40	5.00	-	39.67	50.80	-	-	-	-	-	2850					220
TDIE31212	12.0106	22.0423	7.9040	.250	.780	C	1.562	2.000	-	-	-	-	-	-	1	.73	640,000	480	
	305.070	559.874	200.762	6.40	19.81	-	39.67	50.80	-	-	-	-	-	2850					220
120TDIE617A	12.0110	19.6850	7.8740	.250	.190	E	-	-	.3185	-	-	-	-	-	1	.74	680,000	330	
	305.079	500.000	200.000	6.40	4.80	-	-	-	8.09	-	-	-	-	3025					150
157TDIE619H	15.7480	25.5870	9.4488	.250	.250	A,	1.625	2.527	-	-	-	-	-	-	1	.74	1,040,000	720	
	400.000	649.910	240.000	6.40	6.40	-	41.28	64.19	-	-	-	-	-	4626					325
TDIE31502	15.7480	25.5870	9.4488	.250	.250	B, E	1.630	2.531	.4445	-	-	-	-	-	1	.74	800,000	675	
	400.000	649.910	240.000	6.40	6.40	-	41.40	62.29	11.29	-	-	-	-	3560					305
157TDIE617B	15.7480	25.5906	7.8740	.250	.686	C	1.500	2.000	-	-	-	-	-	-	1	.49	670,000	605	
	400.000	650.000	200.000	6.40	17.42	-	38.10	50.80	-	-	-	-	-	2980					275
157TDIE619A	15.7480	25.5906	9.4488	.250	.250	E	-	-	.4445	-	-	-	-	-	1	.74	1,040,000	720	
	400.000	650.000	240.000	6.40	6.40	-	-	-	11.29	-	-	-	-	4626					325
157TDIE619B	15.7480	25.5906	9.4488	.250	.250	B, E	1.625	2.527	.4445	-	-	-	-	-	1	.74	1,040,000	720	
	400.000	650.000	240.000	6.40	6.40	-	41.28	64.19	11.29	-	-	-	-	4626					325
TDIE31701	17.3228	24.2500	9.9840	.250	.250	D	.988	2.000	-	-	-	-	-	-	2	.56	476,000	465	
	440.000	615.950	253.594	6.40	6.40	-	25.10	50.80	-	-	-	-	-	2117					210
190TDIE667H	19.0020	28.8780	7.8740	.250	.190	D	1.500	2.000	-	-	-	-	-	-	1	.51	735,000	690	
	482.651	733.501	200.000	6.40	4.80	-	38.10	50.80	-	-	-	-	-	3269					315
200TDIE707A	20.0787	28.8780	7.8690	.125	.190	D	1.500	2.000	-	-	-	-	-	-	1	.54	780,000	610	
	510.000	733.501	199.873	3.18	4.80	-	38.10	50.80	-	-	-	-	-	3470					275
200TDIE6411A	20.0840	31.4961	11.2205	.250	.250	B, E	1.750	2.770	.5065	-	-	-	-	-	1	.75	1,460,000	1220	
	510.134	800.000	285.000	6.40	6.40	-	44.45	70.36	12.87	-	-	-	-	6494					555
270TDIE739A	27.0030	37.0000	9.2500	.125	.250	D	1.500	2.500	-	-	-	-	-	-	1	.77	1,400,000	1080	
	685.876	939.800	234.950	3.10	6.40	-	38.10	63.50	-	-	-	-	-	6227					490
315TDIE7311A	31.4961	43.3071	11.8110	.060	.250	C	.875	3.000	-	-	-	-	-	-	1	.77	1,960,000	1900	
	800.000	1100.000	300.000	1.50	6.40	-	22.23	76.20	-	-	-	-	-	8718					860

# TQO TYPE TAPERED ROLLER BEARINGS

## AMERICAN ROLLER BEARINGS®

### DESIGN TQO



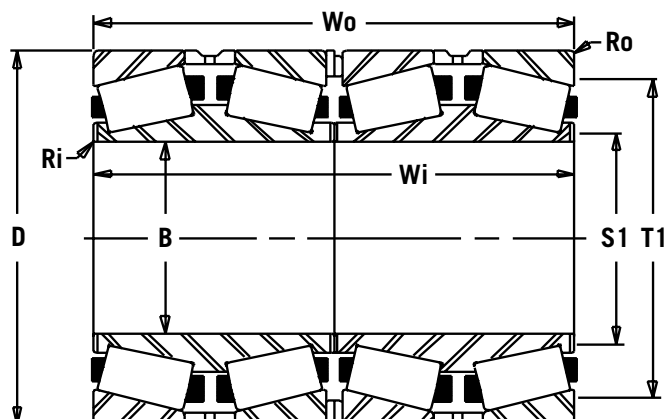
TAPERED ROLLER BEARINGS

BEARING NUMBER	BORE		O.D.		WIDTH		MAX. FILLET RADIUS		SHLDR. DIA.		THRUST FACTOR	DYNAMIC CAPACITY	BRG. WT.
	B	D	OVER CUPS	OVER CONES	SHAFT	HSNG.	SHAFT	HSNG.	S1	T1	K	C	M
	IN/mm	IN/mm	IN/mm	IN/mm	IN/mm	IN/mm	IN/mm	IN/mm	IN/mm	IN/mm		LBS/kN	LBS/kg
TQO31010	10.2500	16.6250	12.5000	12.5000	.060	.130	11.22	15.43	1.76	800,000	375		
	260.350	422.275	317.500	317.500	1.50	3.30	284.99	391.92					
105TQO752	10.5000	14.0000	9.0000	9.0625	.060	.130	11.06	13.19	1.62	540,000	140		
	266.700	355.600	228.600	230.188	1.50	3.30	280.92	335.03					
106TQO702	10.6250	15.0000	11.1250	11.1250	.130	.130	11.42	14.02	1.76	770,000	235		
	269.875	381.000	282.575	282.575	1.50	3.30	290.07	356.11					
110TQO705	11.0000	15.5000	10.6260	10.6260	.060	.250	11.69	14.49	1.54	670,000	230		
	279.400	393.700	269.900	269.900	1.50	6.35	296.93	368.05					
110TQO715	11.0000	15.5000	10.6250	10.6250	.060	.250	11.57	14.49	1.36	794,000	230		
	279.400	393.700	269.875	269.875	1.50	6.35	293.88	368.05					
110TQO596	11.0000	18.5000	15.3750	15.1250	.380	.130	12.64	16.93	1.55	1,080,000	575		
	279.400	469.900	390.525	384.175	9.65	3.30	321.06	430.02					
112TQO752	11.2500	14.9960	9.6250	9.6250	.060	.130	11.89	14.02	1.35	555,000	185		
	285.750	380.898	244.475	244.475	1.50	3.30	302.01	356.11					
113TQO713	11.3750	16.0000	11.7500	11.7500	.130	.130	12.20	14.92	1.73	915,000	280		
	288.925	406.400	298.450	298.450	3.30	3.30	309.88	378.97					
118TQO713	11.8125	16.6250	12.2500	12.2500	.130	.130	12.68	15.51	1.73	995,000	320		
	300.038	422.275	311.150	311.150	3.30	3.30	322.07	393.95					
120TQO705A	11.9940	17.2460	11.0626	11.0626	.130	.190	12.91	16.02	1.24	845,000	300		
	304.648	438.048	280.990	280.990	3.30	4.80	327.91	406.91					
120TQO745	12.0000	16.5000	10.6250	10.6250	.060	.250	12.68	15.45	1.76	800,000	245		
	304.800	419.100	269.875	269.875	1.50	6.35	322.07	392.43					
120TQO613	12.0000	19.5000	11.2500	11.1313	.060	.130	12.95	18.01	1.45	1,040,000	470		
	304.800	495.300	285.750	282.735	1.50	3.30	328.93	457.45					
120TQO623	12.0000	19.5000	13.5000	13.5000	.060	.250	12.99	17.72	1.45	1,150,000	590		
	304.800	495.300	342.900	342.900	1.50	6.35	329.95	450.09					
120TQO606	12.0000	19.7500	13.2499	13.2500	.130	.250	13.07	18.27	1.76	1,380,000	625		
	304.800	501.650	336.547	336.550	3.30	6.35	331.98	464.06					
120TQO735	12.0040	16.2460	10.5000	10.5000	.130	.130	12.80	15.28	1.83	745,000	250		
	304.902	412.648	266.700	266.700	3.30	3.30	325.12	388.11					
125TQO752	12.5000	16.6250	10.6250	10.6250	.060	.130	13.15	15.67	1.83	755,000	235		
	317.500	422.275	269.875	269.875	1.50	3.30	334.01	398.02					
125TQO713	12.5000	17.6250	12.8750	12.8750	.130	.130	13.39	16.46	1.74	1,125,000	370		
	317.500	447.675	327.025	327.025	3.30	3.30	340.11	418.08					
130TQO745	13.0000	17.5000	11.8750	11.8750	.130	.130	13.82	16.46	1.76	940,000	295		
	330.200	444.500	301.625	301.625	3.30	3.30	351.03	418.08					
130TQO683	13.0000	19.0000	12.2500	12.2500	.060	.130	13.82	17.68	1.49	990,000	420		
	330.200	482.600	311.150	311.150	1.50	3.30	351.03	449.07					

Bearings are also available in Design 2TDIW. A typical bearing number would be: 1052TDIW752.

# 2TDIW TYPE TAPERED ROLLER BEARINGS

## AMERICAN ROLLER BEARINGS®



### DESIGN 2TDIW

TAPERED ROLLER BEARINGS

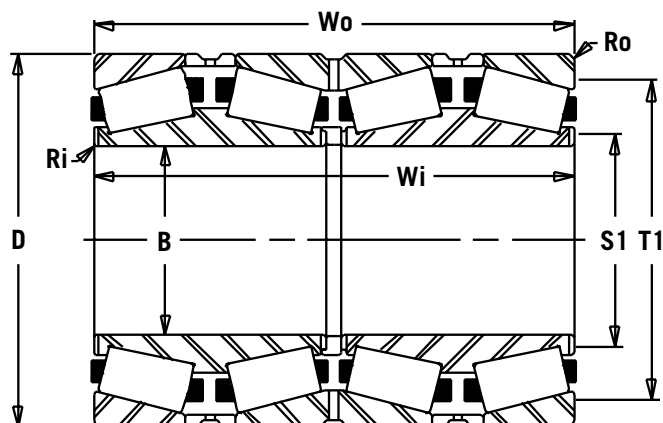
BEARING NUMBER	BORE		O.D.		WIDTH		MAX. FILLET RADIUS		SHLDR. DIA.		THRUST FACTOR	DYNAMIC CAPACITY	BRG. WT.
	B	D	OVER CUPS	OVER CONES	SHAFT	HSNG.	SHAFT	HSNG.	K	C	M		
	IN/mm	IN/mm	IN/mm	IN/mm	IN/mm	IN/mm	IN/mm	IN/mm		LBS/kN	LBS/kg		
130TQ0754	13.0040 330.302	17.2450 438.023	10.0000 254.0000	9.7500 247.6500	.060 1.50	.130 3.30	13.66 346.96	16.22 411.99	1.27	565,000 2515	230 105		
131TQ0703	13.1250 333.375	18.5000 469.900	13.5000 342.900	13.5000 342.900	.130 3.30	.130 3.30	14.06 357.12	17.28 438.91	1.74	1,230,000 5470	430 195		
135TQ0754	13.5060 343.052	17.9960 457.098	10.0000 254.000	10.0000 254.000	.060 1.50	.130 3.30	14.21 360.93	17.01 432.05	1.24	700,000 3115	255 115		
135TQ0755	13.5060 343.052	17.9960 457.098	10.0000 254.000	10.0000 254.000	.060 1.50	.130 3.30	14.25 361.95	16.65 422.91	.82	630,000 2800	260 120		
135TQ0753	13.5060 343.052	17.9960 457.098	10.0000 254.000	10.0000 254.000	.060 1.50	.130 3.30	14.21 360.93	17.01 432.05	1.01	580,000 2580	235 105		
136TQ0713	13.6250 346.075	19.2500 488.950	14.1250 358.775	14.1250 358.775	.130 3.30	.130 3.30	14.61 371.09	17.95 455.93	1.74	1,330,000 5915	500 225		
136TQ0743	13.6875 347.663	18.5000 469.900	10.2500 260.350	10.2500 260.350	.060 1.50	.130 3.30	14.37 365.00	17.48 443.99	1.76	910,000 4050	295 135		
136TQ0725	13.6875 347.663	18.5000 469.900	11.5000 292.100	11.5000 292.100	.130 3.30	.130 3.30	14.53 369.06	17.44 442.98	1.76	960,000 4270	320 145		
TQ031311	13.9764 355.001	19.2913 489.999	12.4409 315.999	12.4409 315.999	.060 1.50	.130 3.30	15.43 391.92	17.28 438.91	1.76	880,000 3915	420 190		
140TQ0784	14.0000 355.600	18.0000 457.200	9.9375 252.413	9.9375 252.413	.060 1.50	.130 3.30	14.65 372.11	17.09 434.09	1.83	725,000 3225	250 115		
140TQ0735	14.0000 355.600	19.0000 482.600	10.6250 269.875	10.4375 265.113	.060 1.50	.130 3.30	14.76 374.90	17.95 455.93	1.24	825,000 3670	320 145		
140TQ0733	14.0000 355.600	19.2500 488.950	12.5000 317.500	12.5000 317.500	.060 1.50	.130 3.30	14.72 373.89	18.07 458.98	1.76	1,160,000 5160	400 180		
140TQ0732	14.0310 356.387	19.0000 482.600	8.7500 222.250	8.6250 219.075	.060 1.50	.250 6.35	14.76 374.90	17.76 451.10	1.17	420,000 1870	255 115		
145TQ0704	14.5000 368.300	20.6250 523.875	15.0625 382.588	15.0625 382.588	.130 3.30	.250 6.35	15.50 393.70	19.17 486.92	1.76	1,560,000 6940	610 275		
147TQ0755	14.7500 374.650	19.7500 501.650	10.2500 260.350	9.8750 250.825	.060 1.50	.130 3.30	15.47 392.94	18.58 471.93	1.24	820,000 3650	305 140		
TQ031412	14.9060 378.612	21.1024 536.001	15.3541 389.994	15.3541 389.994	.240 6.10	.200 5.00	16.10 408.94	19.49 495.05	1.76	1,100,000 4895	630 285		
TQ031401	14.9606 379.999	22.0472 559.999	14.1732 359.999	14.1732 359.999	.060 1.50	.240 6.10	15.82 401.83	20.59 522.99	1.76	1,170,000 5200	685 310		
151TQ0694	15.1250 384.175	21.5000 546.100	15.7500 400.050	15.7500 400.050	.130 3.30	.250 6.35	16.18 410.97	19.96 506.98	1.76	1,700,000 7560	705 320		
151TQ0753	15.1875 385.763	20.2500 514.350	12.5000 317.500	12.5000 317.500	.130 3.30	.130 3.30	16.10 408.94	18.98 482.09	1.40	1,040,000 4625	425 135		

Bearings are also available in Design 2TDIW. A typical bearing number would be: 1312TDIW703.

# TQO TYPE TAPERED ROLLER BEARINGS

## AMERICAN ROLLER BEARINGS®

### DESIGN TQO



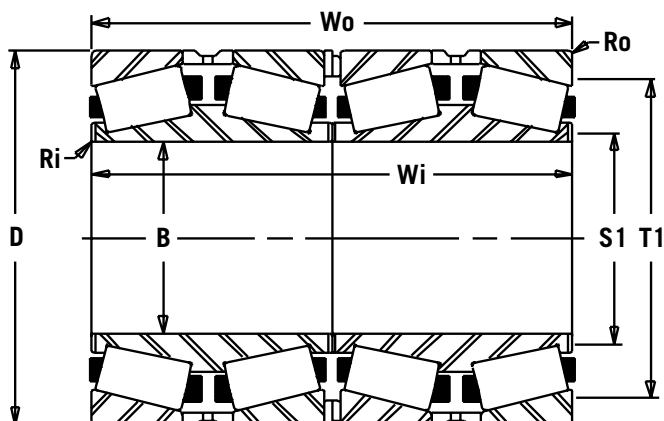
TAPERED ROLLER BEARINGS

BEARING NUMBER	BORE		O.D.		WIDTH		MAX. FILLET RADIUS		SHLDR. DIA.		THRUST FACTOR	DYNAMIC CAPACITY	BRG. WT.
	B	D	OVER CUPS	OVER CONES	SHAFT	HSNG.	SHAFT	HSNG.	S1	T1	K	C	M
	IN/mm	IN/mm	IN/mm	IN/mm	IN/mm	IN/mm	IN/mm	IN/mm	IN/mm	IN/mm		LBS/kN	LBS/kg
155TQ0725	15.5000	21.5000	11.3750	11.3750	.060	.250	16.46	20.08	1.23	1,020,000	420		
	393.700	546.100	288.925	288.925	1.50	6.35	418.08	510.03	4540	190			
160TQ0745	16.0000	21.5000	11.3750	11.3750	.060	.250	16.81	20.28	1.23	1,100,000	440		
	406.400	546.100	288.925	288.925	1.50	6.35	426.97	515.11	4895	200			
160TQ0754	16.0000	21.5000	11.3750	11.3750	.060	.250	16.81	20.08	1.04	880,000	400		
	406.400	546.100	288.925	288.925	1.50	6.35	426.97	510.03	3915	180			
160TQ0743	16.0000	21.5000	12.9921	12.9921	.060	.250	16.73	20.08	1.40	1,250,000	500		
	406.400	546.100	329.999	329.999	6.40	6.35	424.94	510.03	5560	225			
160TQ0727	16.0000	22.2500	15.0000	15.0000	.130	.250	17.01	20.79	1.76	1,600,000	635		
	406.400	565.150	381.000	381.000	3.30	6.35	432.05	528.07	7120	290			
160TQ0694	16.0000	23.2500	15.7500	15.7500	.130	.250	17.13	21.61	1.80	1,800,000	860		
	406.400	590.550	400.050	400.050	3.30	6.35	435.10	548.89	8007	390			
161TQ0753	16.1250	21.5000	13.1875	13.1875	.060	.250	16.87	20.08	1.40	1,250,000	500		
	409.575	546.100	334.963	334.963	1.50	6.35	428.50	510.03	5560	225			
163TQ0704	16.3750	23.2500	17.1250	17.1250	.130	.250	17.48	21.61	1.76	1,910,000	875		
	415.925	590.550	434.975	434.975	3.30	6.35	443.99	548.89	8500	400			
170TQ0762	17.0000	22.5000	11.0000	11.0000	.060	.130	17.83	21.14	1.07	945,000	430		
	431.800	571.500	279.400	279.400	1.50	3.30	452.88	536.96	4204	195			
170TQ0756	17.0000	22.5000	13.2500	13.2500	.060	.250	17.83	21.02	1.33	1,280,000	530		
	431.800	571.500	336.550	336.550	1.50	6.35	452.88	533.91	5695	240			
170TQ0713	17.0080	23.9970	12.5000	12.5000	.140	.250	18.44	22.20	1.68	1,300,000	700		
	432.003	609.524	317.500	317.500	3.56	6.35	468.38	563.88	5785	315			
176TQ0704	17.6250	25.0000	18.2500	18.2500	.130	.250	18.82	23.27	1.76	2,200,000	1080		
	447.675	635.000	463.550	463.550	3.30	6.35	478.03	591.06	9785	490			
177TQ0763	17.7165	23.4252	14.4882	14.4882	.120	.240	18.66	22.09	1.76	1,530,000	625		
	449.999	595.000	368.000	368.000	3.00	6.00	473.96	561.09	6805	285			
180TQ0765	18.0000	23.5000	11.0000	10.8750	.060	.130	18.82	22.32	1.24	1,010,000	430		
	457.200	596.900	279.400	276.225	1.50	3.30	478.03	566.93	4495	195			
180TQ0774	18.0000	23.5000	11.0000	10.8750	.060	.130	18.82	22.32	1.07	830,000	415		
	457.200	596.900	279.400	276.225	1.50	3.30	478.03	566.93	3690	190			
TQ031806	18.1102	24.6063	16.5748	16.5748	.120	.350	19.13	23.02	1.76	1,600,000	1000		
	459.999	625.000	421.000	421.000	3.00	8.90	485.90	584.71	7120	455			
188TQ07019	18.8750	26.7500	19.5000	19.5000	.130	.250	20.08	24.92	1.76	2,650,000	1360		
	479.425	679.450	495.300	495.300	3.30	6.35	510.03	632.97	11800	615			
190TQ0783	19.0000	24.2500	13.0000	13.0000	.130	.250	19.84	23.02	1.76	1,300,000	530		
	482.600	615.950	330.200	330.200	3.30	6.35	503.94	584.71	5785	240			
190TQ0765	19.0000	25.0000	16.5748	16.5748	.120	.250	19.96	23.74	1.76	1,750,000	800		
	482.600	635.000	421.000	421.000	3.00	6.35	506.98	603.00	7785	365			

Bearings are also available in Design 2TDIW. A typical bearing number would be: 1602TDIW727.

# 2TDIW TYPE TAPERED ROLLER BEARINGS

## AMERICAN ROLLER BEARINGS®



### DESIGN 2TDIW

TAPERED  
ROLLER BEARINGS

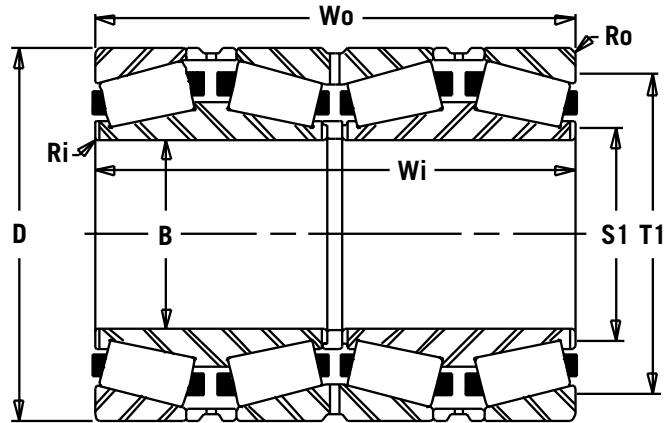
BEARING NUMBER	BORE		O.D.		WIDTH		MAX. FILLET RADIUS		SHLDR. DIA.		THRUST FACTOR	DYNAMIC CAPACITY	BRG. WT.
	B	D	OVER CUPS	OVER CONES	SHAFT	HSNG.	SHAFT	HSNG.	S1	T1	K	C	M
	IN/mm	IN/mm	Wo	Wi	Ri	Ro	S1	T1	K	LBS/kN	LBS/kg		
190TQ07516	19.0000	25.5000	16.4375	16.4375	.130	.250	20.08	23.98	1.76	1,900,000	890		
	482.600	647.700	417.513	417.513	3.30	6.35	510.03	609.09					
192TQ0773	19.2500	24.9950	7.1250	7.1250	.130	.130	20.08	23.62	1.24	1,280,000	610		
	488.950	634.873	180.975	180.975	3.30	3.30	510.03	599.95					
192TQ0743	19.2500	26.0000	14.3750	14.3750	.130	.250	20.20	24.57	1.90	1,640,000	820		
	488.950	660.400	365.125	365.125	3.30	6.35	513.08	624.08					
TQ031912	19.2500	26.7500	17.5000	17.5000	.200	.200	20.44	24.88	1.47	2,130,000	1075		
	488.950	679.450	444.500	444.500	5.00	5.00	519.18	631.95					
192TQ0763	19.2530	24.9950	12.6250	12.6250	.130	.130	20.31	23.62	1.24	1,250,000	580		
	489.026	634.873	320.675	320.675	3.30	3.30	515.87	599.95					
TQ031901	19.6850	28.7402	16.5354	16.5354	.200	.240	21.66	27.00	1.76	1,650,000	1280		
	499.999	730.001	419.999	419.999	5.00	6.00	550.16	685.80					
197TQ0705	19.7500	28.0000	20.5000	20.5000	.130	.250	21.02	26.10	1.76	2,720,000	1630		
	501.650	711.200	520.700	520.700	3.30	6.40	533.91	662.94					
200TQ0737	20.0000	27.3750	16.3750	16.3750	.130	.240	21.12	25.75	1.76	2,060,000	1050		
	508.000	695.325	415.925	415.925	3.30	6.00	536.45	654.05					
200TQ06718	20.0000	30.0000	18.2500	18.2500	.250	.250	21.81	27.53	1.53	2,700,000	1630		
	508.000	762.000	463.550	463.550	6.35	6.35	553.97	699.26					
202TQ0768	20.2500	26.5000	16.6250	16.6250	.130	.250	21.26	25.04	1.83	1,900,000	910		
	514.350	673.100	422.275	422.275	3.30	6.35	540.00	636.02					
204TQ07010	20.4375	29.0000	21.1250	21.1250	.130	.250	21.73	26.93	1.76	2,900,000	1750		
	519.113	736.600	536.575	536.575	3.30	6.35	551.94	684.02					
205TQ0737	20.5000	28.0000	15.7500	15.7500	.130	.250	21.61	26.46	1.76	1,980,000	1055		
	520.700	711.200	400.050	400.050	3.30	6.35	548.89	672.08					
211TQ07022	21.1250	29.9950	22.0000	22.0000	.130	.250	22.20	27.99	1.76	3,350,000	1860		
	536.575	761.873	558.800	558.800	3.30	6.35	563.88	710.95					
220TQ0753	22.0000	29.0000	12.6877	12.6876	.130	.250	23.03	27.52	1.70	1,590,000	840		
	558.800	736.600	322.268	322.265	3.30	6.35	584.96	699.01					
220TQ07616	22.0000	29.0000	16.1250	16.1250	.130	.250	23.15	27.40	1.69	1,980,000	1080		
	558.800	736.600	409.575	409.575	3.30	6.35	588.01	695.96					
220TQ07617	22.0000	29.0000	18.0000	17.9375	.130	.250	23.15	27.40	1.76	2,260,000	1180		
	558.800	736.600	457.200	455.613	3.30	6.35	588.01	695.96					
2TDIW32201	22.0000	29.0000	21.2590	21.1973	.130	.250	23.15	27.40	1.76	2,260,000	1255		
	558.800	736.600	539.979	538.411	3.30	6.35	588.01	695.96					
TQ032203	22.4409	30.7087	20.2756	20.2756	.240	.240	23.62	28.90	1.76	2,382,000	1655		
	569.999	780.001	515.000	515.000	6.00	6.00	599.95	734.06					
225TQ0706	22.5000	32.0000	23.3750	23.3750	.130	.250	23.98	29.76	1.76	3,800,000	2200		
	571.500	812.800	593.725	593.725	3.30	6.35	609.09	755.90					

Bearings are also available in Design 2TDIW. A typical bearing number would be: 1972TDIW705.

# TQO TYPE TAPERED ROLLER BEARINGS

## AMERICAN ROLLER BEARINGS®

### DESIGN TQO



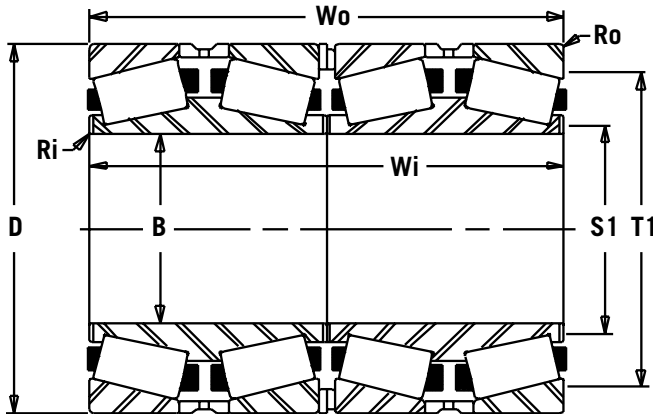
TAPERED  
ROLLER BEARINGS

BEARING NUMBER	BORE		O.D.		WIDTH		MAX. FILLET RADIUS		SHLDR. DIA.		THRUST	DYNAMIC	BRG.
	B	D	OVER CUPS	OVER CONES	SHAFT	HSNG.	SHAFT	HSNG.	FACTOR	CAPACITY	WT.		
	IN/mm	IN/mm	Wo	Wi	Ri	Ro	S1	T1	K	C	M		
230TQ0803	23.0000	28.7500	13.7500	13.5000	.060	.130	24.15	27.10	1.36	1,180,000	730		
	584.200	730.250	349.250	342.900	1.50	3.30	613.41	688.34		5250	330		
230TQ0774	23.0000	30.0000	15.8125	15.6250	.130	.250	24.21	28.23	1.24	1,900,000	1060		
	584.200	762.000	401.638	396.875	3.30	6.35	614.93	717.04		8450	480		
230TQ07618	23.0625	30.3750	18.8750	18.8750	.130	.250	24.21	28.58	1.76	2,625,000	1340		
	585.788	771.525	479.425	479.425	3.30	6.35	614.93	725.93		11680	610		
234TQ07024	23.4375	33.2500	24.2500	24.2500	.130	.250	24.92	30.94	1.76	3,750,000	2550		
	595.313	844.550	615.950	615.950	3.50	6.35	632.97	785.88		16680	1160		
237TQ07011	23.7500	33.7500	24.5000	24.5000	.130	.250	25.28	31.42	1.76	3,860,000	2670		
	603.250	857.250	622.300	622.300	3.30	6.35	642.11	798.07		17170	1210		
240TQ0773	24.0000	31.0000	14.2500	14.2500	.130	.250	25.04	29.41	1.58	1,750,000	1035		
	609.600	787.400	361.950	361.950	3.30	6.35	636.02	747.01		7785	470		
240TQ0758	24.0000	32.0300	18.8750	18.8750	.120	.250	25.16	30.35	1.76	2,600,000	1540		
	609.600	813.562	479.425	479.425	3.00	6.35	639.06	770.89		11565	700		
240TQ07026	24.0000	34.0000	26.0000	26.0000	.130	.250	25.51	31.77	1.76	4,050,000	2800		
	609.600	863.600	660.400	660.400	3.30	6.35	647.95	806.96		18015	1270		
250TQ07025	25.0000	35.5000	25.7500	25.7500	.130	.250	25.57	33.19	1.76	4,220,000	3170		
	635.000	901.700	654.050	654.050	3.30	6.35	649.48	843.03		18770	1440		
254TQ0754	25.4375	33.7500	21.3750	21.3750	.130	.250	26.69	31.89	1.76	3,150,000	1930		
	646.113	857.250	542.925	542.925	3.30	6.35	677.93	810.01		14010	875		
255TQ07112	25.5876	36.0196	26.5354	26.4567	.140	.240	27.17	33.66	1.76	4,450,000	3170		
	649.925	914.898	673.999	672.000	3.56	6.00	690.12	854.96		19795	1440		
258TQ07012	25.8750	36.7500	26.6265	26.6250	.130	.250	27.52	34.25	1.76	5,000,000	3400		
	657.225	933.450	676.313	676.275	3.30	6.35	699.01	869.95		22240	1540		
260TQ0776	25.9813	33.6584	12.5386	12.5386	.200	.380	27.28	31.77	1.66	1,500,000	1020		
	659.925	854.923	318.480	318.480	5.00	9.65	692.91	806.96		6670	465		
259TQ06225	25.9843	42.1260	25.5119	25.5119	.250	.250	29.16	38.06	1.87	5,250,000	5280		
	660.001	1070.000	648.002	648.002	6.35	6.35	740.66	966.72		23355	2395		
260TQ08114	26.0000	32.0000	14.3750	14.3750	.130	.250	26.89	30.59	1.76	1,830,000	920		
	660.400	812.800	365.125	365.125	3.30	6.35	683.01	776.99		8140	420		
260TQ06212	26.0000	42.0000	25.5000	25.1250	.250	.250	29.38	38.75	1.87	6,000,000	4980		
	660.400	1066.800	647.700	638.175	6.35	6.35	746.25	984.25		26690	2260		
267TQ07521	26.7500	35.5000	21.7500	21.7500	.130	.250	28.11	35.54	1.76	3,800,000	2300		
	679.450	901.700	552.450	552.450	3.30	6.35	713.99	902.72		16905	1045		
TQ032705	27.8750	36.6250	22.2500	22.2500	.120	.250	29.00	34.44	2.00	4,210,000	2240		
	708.025	930.275	565.150	565.150	3.00	6.35	736.60	874.78		18725	1015		
268TQ07027	26.8750	38.0000	27.6250	27.6250	.130	.250	28.46	35.43	1.76	5,300,000	3770		
	682.625	965.200	701.675	701.675	3.30	6.35	722.88	899.92		23575	1710		

Bearings are also available in Design 2TDIW. A typical bearing number would be: 2602TDIW776.

# 2TDIW TYPE TAPERED ROLLER BEARINGS

## AMERICAN ROLLER BEARINGS®



### DESIGN 2TDIW

TAPERED ROLLER BEARINGS

BEARING NUMBER	BORE		O.D.		WIDTH		MAX. FILLET RADIUS		SHLDR. DIA.		THRUST FACTOR	DYNAMIC CAPACITY	BRG. WT.
	B	D	OVER CUPS	OVER CONES	SHAFT	HSNG.	SHAFT	HSNG.	K	C	M		
	IN/mm	IN/mm	Wo	Wi	Ri	Ro	S1	T1		LBS/kN	LBS/kg		
270TQ0783	27.0000	34.5000	14.0000	13.8750	.130	.250	28.23	32.72	1.40	1,850,000	1220		
	685.800	876.300	355.600	352.425	3.30	6.35	717.04	831.09					
278TQ07622	27.8750	36.6250	22.2500	22.2500	.130	.250	29.17	34.61	1.76	3,560,000	2340		
	708.025	930.275	565.150	565.150	3.30	6.35	740.92	879.09					
TQ032702	27.9528	35.4331	16.1417	16.1417	.130	.250	29.17	33.54	1.11	2,200,000	1400		
	710.001	900.001	409.999	409.999	3.30	6.35	740.92	851.92					
280TQ07812	28.0000	36.0000	12.5000	12.5000	.130	.250	29.29	34.37	1.54	1,600,000	1190		
	711.200	914.400	317.500	317.500	3.30	6.35	743.97	873.00					
280TQ0783	28.0000	36.0000	12.5000	12.5000	.130	.250	29.91	34.16	1.54	1,720,000	1220		
	711.200	914.400	317.500	317.500	3.30	6.35	759.71	867.66					
281TQ07027	28.1250	40.0000	27.7500	27.7500	.130	.250	29.88	37.32	1.66	5,600,000	4010		
	714.375	1016.000	704.850	704.850	3.30	6.35	758.95	947.93					
282TQ07622	28.2500	37.2500	22.2500	22.2500	.130	.250	29.65	35.20	1.76	3,600,000	2590		
	717.550	946.150	565.150	565.150	3.30	6.35	753.11	894.08					
287TQ07822	28.7402	37.0079	19.6850	19.6850	.120	.240	29.92	35.04	2.00	3,500,000	2050		
	730.001	940.001	499.999	499.999	3.00	6.00	759.97	890.02					
287TQ07029	28.7500	40.7500	29.7500	29.7500	.130	.250	30.47	38.03	1.76	5,400,000	4720		
	730.250	1035.050	755.650	755.650	3.30	6.35	773.94	965.96					
295TQ0756	29.5000	39.0000	23.8189	23.8189	.130	.250	30.94	36.85	1.76	4,000,000	2820		
	749.300	990.600	605.000	605.000	3.30	6.35	785.88	935.99					
295TQ07029	29.5000	42.0000	29.0000	28.5000	-	.500	31.75	39.21	1.77	5,460,000	4600		
	749.300	1066.800	736.600	723.900	-	12.70	806.45	995.93					
295TQ06627	29.5000	44.5000	27.0000	27.0000	.250	.380	32.25	40.25	1.74	6,500,000	5330		
	749.300	1130.300	685.800	685.800	6.35	9.65	819.15	1022.35					
298TQ07031	29.8850	42.5000	31.0000	31.0000	.190	.500	32.09	39.25	1.69	6,800,000	5040		
	759.079	1079.500	787.400	787.400	4.80	12.70	815.09	996.95					
300TQ07114	30.0000	42.0000	29.0000	28.5000	-	.500	32.24	39.21	1.76	5,400,000	2150		
	762.000	1066.800	736.600	723.900	-	12.70	818.90	995.93					
300TQ07031	30.0000	42.5000	31.0000	31.0000	.190	.500	31.89	39.57	1.76	6,700,000	5300		
	762.000	1079.500	787.400	787.400	4.80	12.70	810.01	1005.08					
300TQ05925	30.0000	51.0000	25.5000	25.5000	.250	.250	36.75	47.38	1.65	5,800,000	7720		
	762.000	1295.400	647.700	647.700	6.35	6.35	933.45	1203.45					
307TQ06433	30.7087	48.0315	33.0709	33.0709	.250	.060	34.50	43.88	1.69	8,100,000	8500		
	780.001	1220.000	840.001	840.001	6.35	1.50	876.30	1114.55					
310TQ06433	31.0000	48.0000	33.0000	33.0000	.300	.588	34.50	43.62	1.49	8,200,000	8360		
	787.400	1219.200	838.200	838.200	7.62	14.94	876.30	1107.95					
312TQ07032	31.2500	44.2500	32.2500	32.2500	.190	.500	33.00	41.00	1.68	7,960,000	5640		
	793.750	1123.950	819.150	819.150	4.80	12.70	838.20	1041.40					

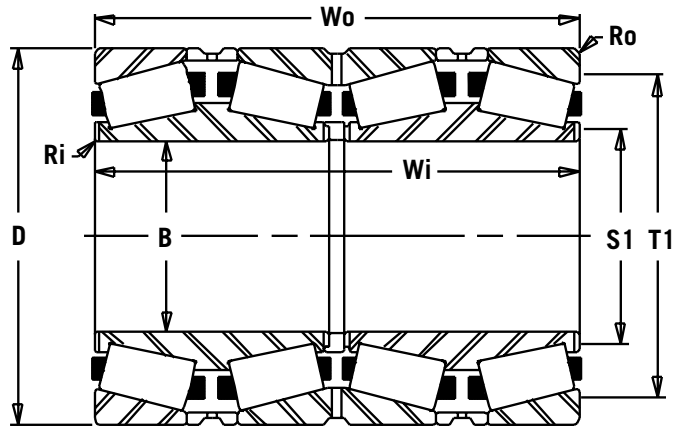
Bearings are also available in Design 2TDIW. A typical bearing number would be: 2872TDIW7622.



# TQO TYPE TAPERED ROLLER BEARINGS

## AMERICAN ROLLER BEARINGS®

### DESIGN TQO



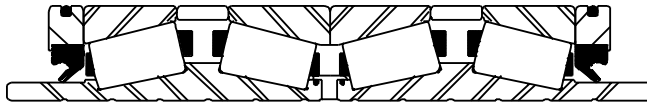
TAPERED  
ROLLER BEARINGS

BEARING NUMBER	BORE		O.D.		WIDTH		MAX. FILLET RADIUS		SHLDR. DIA.		THRUST FACTOR	DYNAMIC CAPACITY	BRG. WT.
	B	D	OVER CUPS	OVER CONES	SHAFT	HSNG.	SHAFT	HSNG.	S1	T1	K	C	M
	IN/mm	IN/mm	IN/mm	IN/mm	IN/mm	IN/mm	IN/mm	IN/mm	IN/mm	IN/mm		LBS/kN	LBS/kg
325TQ07133	32.5000	46.0000	33.2500	33.2500	.190	.500	34.61	42.72	1.76	5,500,000	6680		
	825.500	1168.400	844.550	844.550	4.80	12.70	879.09	1085.09					
326TQ07230	32.6250	45.0000	30.0000	30.0000	.500	.500	34.56	41.91	1.69	7,200,000	5130		
	828.675	1143.000	762.000	762.000	12.70	12.70	877.82	1064.51					
340TQ07626	34.0000	44.5000	26.3750	26.3750	.190	.500	35.67	41.93	1.76	5,000,000	4050		
	863.600	1130.300	669.925	669.925	4.80	12.70	906.02	1065.02					
340TQ07433	34.0000	46.0625	33.3100	33.1900	.190	.500	36.25	42.75	1.76	7,700,000	5620		
	863.600	1169.988	846.074	843.026	4.80	12.70	920.75	1085.85					
340TQ0736	34.0000	46.5000	26.2500	26.2500	.190	.500	35.79	43.70	1.76	5,500,000	4940		
	863.600	1181.100	666.750	666.750	4.80	12.70	909.07	1109.98					
340TQ07117	34.0000	48.0000	35.0000	34.5000	.190	.500	36.14	44.69	1.76	7,450,000	7360		
	863.600	1219.200	889.000	876.300	4.80	12.70	917.96	1135.13					
343TQ07428	34.3750	46.5000	28.1250	28.1250	.250	.380	36.34	43.50	1.70	6,680,000	4650		
	873.125	1181.100	714.375	714.375	6.35	9.65	923.04	1104.90					
345TQ0728	34.5625	48.0265	33.2500	33.2500	.190	.500	36.61	44.69	1.76	6,800,000	6620		
	877.888	1219.873	844.550	844.550	4.80	12.70	929.89	1135.13					
355TQ07017	35.5000	51.0000	36.0000	35.5000	.190	.500	37.80	47.44	1.74	8,600,000	6080		
	901.700	1295.400	914.400	901.700	4.80	12.70	960.12	1204.98					
369TQ07315	36.9375	50.0000	32.5000	32.5000	.190	.500	38.98	46.85	1.76	7,000,000	6900		
	938.213	1270.000	825.500	825.500	4.80	12.70	990.09	1189.99					
370TQ07018	37.0000	52.5000	37.5000	37.5000	.190	.500	39.33	48.82	1.76	8,800,000	9800		
	939.800	1333.500	952.500	952.500	4.80	12.70	998.98	1240.03					
395TQ07730	39.5625	51.5000	30.0620	30.0620	.250	.500	41.31	48.59	1.76	8,265,000	6220		
	1004.888	1308.100	763.575	763.575	6.35	12.70	1049.27	1234.19					
396TQ07814	39.6250	51.0000	30.0787	30.0787	.190	.500	41.54	48.23	1.76	6,250,000	5800		
	1006.475	1295.400	763.999	763.999	4.80	12.70	1055.12	1225.04					
420TQ07730	42.0000	54.7500	37.5000	37.5000	.200	.500	44.06	51.75	2.00	1,100,000	8830		
	1066.800	1390.650	952.500	952.500	5.00	12.70	1119.12	1314.45					
421TQ07635	42.1260	55.1181	35.0394	35.0394	.200	.510	44.09	51.97	1.76	7,950,000	8280		
	1070.000	1400.000	890.001	890.001	5.00	12.95	1119.89	1320.04					
448TQ07536	44.8750	59.4375	36.3750	36.3750	.190	.500	47.24	55.50	1.76	9,450,000	9500		
	1139.825	1509.713	923.925	923.925	4.80	12.70	1199.90	1409.70					
472TQ07519	47.2500	62.7500	39.0000	39.0000	.190	.500	49.61	59.06	1.76	10,400,000	12400		
	1200.150	1593.850	990.600	990.600	4.80	12.70	1260.09	1500.12					
2TDIW35301	53.0000	68.1000	45.0000	45.0000	.380	.380	55.38	64.31	2.10	16,200,000	15400		
	1346.200	1729.740	1143.000	1143.000	9.65	9.65	1406.65	1633.47					
540TQ07840	53.9320	69.4832	41.3386	40.7480	.160	.250	56.38	65.06	1.73	1,520,000	15200		
	1369.873	1764.873	1050.000	1034.999	4.80	6.00	1432.05	1652.52					

Bearings are also available in Design 2TDIW. A typical bearing number would be: 4202TDIW7730.

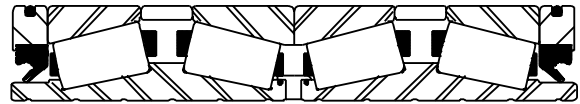


# SEALED WORK ROLL TAPERED ROLLER BEARINGS



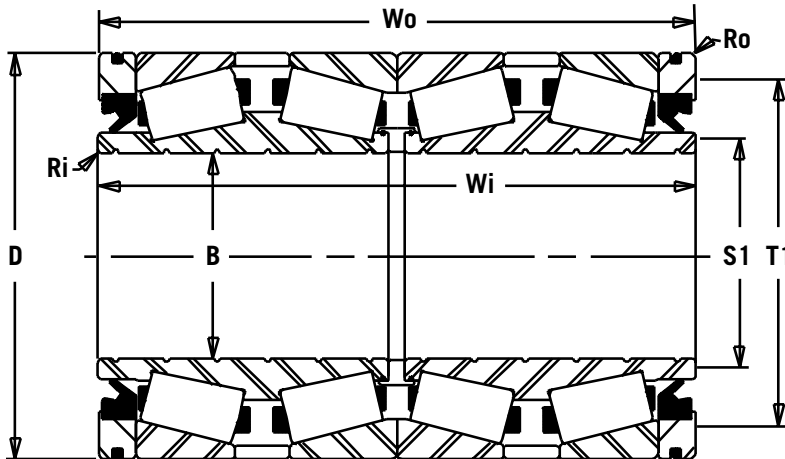
**TQOSE DESIGN 3**

Same as TQOS Design 2 with Extended Cone Seal O.D.s



**TQUS DESIGN 4**

Increased Width Over Standard,  
Heavy Duty Commercial Seals



**TQOS DESIGN 2**

Standard Overall Width,  
Heavy Duty Commercial Seals

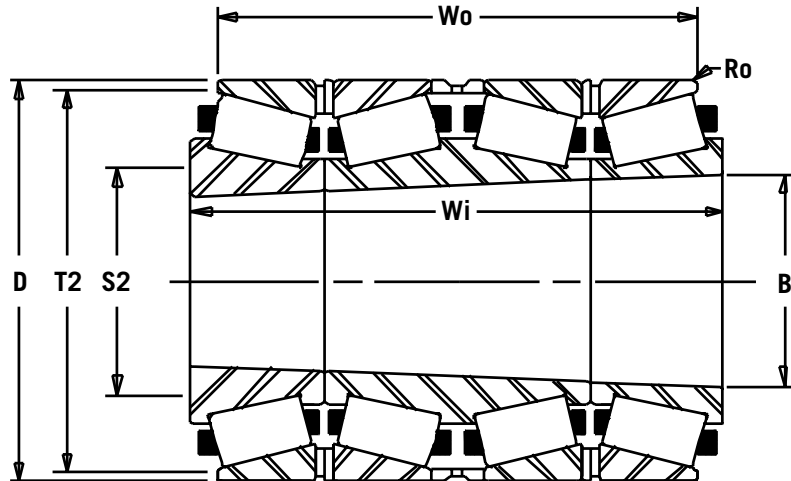
TAPERED ROLLER BEARINGS

BEARING NUMBER	BORE		O.D.		WIDTH		MAX. FILLET RADIUS		SHLDR. DIA.		THRUST FACTOR	DESIGN TYPE	DYNAMIC CAPACITY	BRG. WT.
	B	D	Wo	Wi	Ri	Ro	S1	T1						
	IN/mm	IN/mm	IN/mm	IN/mm	IN/mm	IN/mm	IN/mm	IN/mm	K	C				
118TQOS7012	11.8110	16.9294	12.0079	12.0602	.080	.120	12.87	15.39	1.41	2	760,000	340		
	300.000	430.007	305.000	306.300	2.0	3.0	326.90	390.91					344734	155
TQOS31221	12.0000	16.5000	10.6250	10.6250	.060	.060	12.76	15.42	1.22	2	720,000	240		
	304.800	419.100	269.875	269.875	1.5	3.0	324.10	391.67					3203	110
135TQOS7610	13.5060	17.9960	10.0000	10.0000	.080	.120	14.22	16.69	1.24	2	710,000	245		
	343.052	457.098	254.000	254.000	2.0	3.0	361.19	423.93					3158	112
135TQOSE7510	13.5060	17.9960	10.0000	12.7500	.080	.120	14.19	16.81	1.24	3	710,000	280		
	343.052	457.098	254.000	323.850	2.0	3.0	360.43	426.97					3158	130
151TQOS7015	15.1250	21.5000	15.7500	15.7500	.080	.120	16.18	19.91	1.76	2	1,425,000	710		
	384.175	546.100	400.050	400.050	2.0	3.0	410.97	505.71					6339	325
153TQUS7613	15.3543	20.0787	13.7795	13.7795	.080	.120	16.18	18.86	1.40	4	910,000	435		
	390.000	510.000	350.000	350.000	2.0	3.0	410.97	479.04					4048	200
161TQOS7513	16.1250	21.5000	13.1875	13.1875	.100	.140	17.00	19.94	.97	2	1,430,000	425		
	409.575	546.100	334.963	334.963	2.5	3.5	431.80	506.48					6361	190
TQOS31902	19.0000	24.2500	13.0000	13.0000	.130	.250	19.81	22.88	1.76	2	1,170,000	510		
	482.600	615.950	330.200	330.200	3.3	6.4	503.17	581.15					5200	230
190TQOSE7813	19.0000	24.2500	13.0000	16.0000	.100	.140	19.81	22.88	1.76	3	1,170,000	575		
	482.600	615.950	330.200	406.400	2.5	3.5	503.17	581.15					5200	260
190TQOSE7913	19.0000	24.2500	13.0000	16.5000	.100	.140	19.94	22.81	1.76	3	1,170,000	590		
	482.600	615.950	330.200	419.100	2.5	3.5	506.48	579.37					5200	270
TQUS31904	19.0000	24.2500	15.7500	15.7500	.100	.140	19.81	22.88	1.76	4	1,520,000	655		
	482.600	615.950	400.050	400.050	2.5	3.5	503.17	581.15					6761	300
192TQUS7714	19.2530	24.9950	14.3750	14.3750	.100	.140	20.13	23.38	1.24	4	1,390,000	675		
	489.026	634.873	365.125	365.125	2.5	3.5	511.30	593.85					6183	305
200TQOS7814	20.0787	25.7874	14.9213	14.9213	.100	.140	20.98	24.37	1.72	2	1,200,000	720		
	510.000	655.000	379.000	379.000	2.5	3.5	532.89	619.00					5338	325
230TQOS7618	23.0625	30.3750	18.8750	18.8750	.120	.160	24.50	28.55	1.76	2	2,400,000	1460		
	585.788	771.525	479.425	479.425	3.0	4.0	622.30	725.17					10676	660
267TQOS7521	26.7500	35.5000	21.7500	21.7500	.120	.160	28.28	33.31	1.72	2	3,200,000	2190		
	679.450	901.700	552.450	552.450	3.0	4.0	718.31	846.07					14234	990
270TQUS7816	27.0000	34.5000	16.8750	16.8750	.120	.160	28.31	32.56	1.37	4	2,100,000	1260		
	685.800	876.300	428.625	428.625	3.0	4.0	719.07	827.02					9341	570
280TQUS7815	28.0000	36.0000	15.2500	16.7500	.120	.160	29.91	34.16	1.55	4	1,660,000	1400		
	711.200	914.400	387.350	425.450	3.0	4.0	759.71	867.66					7384	635

# TQITS TYPE TAPERED BORE, TAPERED ROLLER

## AMERICAN ROLLER BEARINGS®

### DESIGN TQITS



TAPERED  
ROLLER BEARINGS

BEARING NUMBER	BORE		O.D.		WIDTH		MAX. RADIUS	SHLDR. DIA.		THRUST FACTOR	DYNAMIC CAPACITY	BRG. WT.
	B	D	OVER CUPS	OVER CONES	SHAFT	HSNG.						
	IN/mm	IN/mm	Wo	Wi	S2	T2	K	C	M			
106TQITS702	10.6875	15.0000	10.6250	11.8750	.060	12.05	14.32	1.76	802,000	240		
	271.463	381.000	269.875	301.625	1.50	306.1	363.7				3600	109
114TQITS713	11.4173	16.0218	11.3386	12.5984	.060	12.84	15.28	1.73	914,000	275		
	290.000	406.954	288.000	320.000	1.50	326.1	388.1				4100	125
120TQITS713	12.0000	16.6250	11.6875	13.1875	.060	13.31	15.88	1.73	996,000	350		
	304.800	422.275	296.863	334.963	1.50	338.1	403.4				4500	159
125TQITS752	12.5984	16.6250	10.2923	11.4173	.060	13.94	15.98	1.83	756,000	240		
	320.000	422.275	261.424	290.000	1.50	354.1	405.9				3400	109
127TQITS713	12.7500	17.6250	12.7500	14.1250	.060	13.83	16.84	1.74	1,122,000	420		
	323.850	447.675	323.850	358.775	1.50	351.3	427.7				5000	191
133TQITS725	13.3833	18.5000	11.7795	13.7795	.060	15.29	17.75	1.76	958,000	196		
	339.936	469.900	299.199	350.000	1.50	388.4	450.9				4300	89
138TQITS713	13.8750	19.2500	13.5000	15.1250	.060	15.24	18.39	1.74	1,326,000	535		
	352.425	488.950	342.900	384.175	1.50	387.1	467.1				5900	243
141TQITS733	14.1250	19.2500	11.8125	13.4375	.060	15.66	18.39	1.76	1,158,000	435		
	358.775	488.950	300.038	341.313	1.50	397.8	467.1				5200	197
146TQITS704	14.6250	20.6250	14.4375	16.1875	.250	16.15	19.65	1.76	1,518,000	695		
	371.475	523.875	366.713	411.163	6.35	410.2	499.1				6800	315
148TQITS707	14.8350	20.4670	13.5000	15.0000	.130	16.70	19.64	1.76	1,326,000	565		
	376.809	519.862	342.900	381.000	3.30	424.2	498.9				5900	256
153TQITS694	15.3750	21.5000	15.1250	16.8750	.060	16.82	20.47	1.76	1,646,000	770		
	390.525	546.100	384.175	428.625	1.50	427.2	519.9				7400	349
165TQITS704	16.5000	23.2500	16.5000	18.5000	.060	18.06	22.13	1.76	1,910,000	955		
	419.100	590.550	419.100	469.900	1.50	458.7	562.1				8500	433
178TQITS704	17.8500	25.0000	17.5625	19.5625	.060	19.46	23.82	1.76	2,200,000	1210		
	453.390	635.000	446.088	496.888	1.50	494.3	605.0				9800	549

# TQITS TYPE TAPERED BORE, TAPERED ROLLER

## AMERICAN ROLLER BEARINGS®

TAPERED  
ROLLER BEARINGS

BEARING NUMBER	BORE	O.D.	WIDTH		MAX. RADIUS	SHLDR. DIA.		THRUST FACTOR	DYNAMIC CAPACITY	BRG. WT.
			OVER CUPS	OVER CONES		SHAFT	HSNG.			
			Wo	Wi		S2	T2			
	IN/mm	IN/mm	IN/mm	IN/mm	IN/mm	IN/mm	IN/mm		LBS/kN	LBS/kg
192TQITS705	19.2500	26.7500	18.8750	21.0000	.060	20.71	25.52	1.76	2,500,000	1460
	488.950	679.450	479.425	533.400	1.50	526.0	648.2		11200	794
200TQITS737	20.0000	27.3750	15.5000	17.7500	.060	22.13	26.09	1.76	2,060,000	1200
	508.000	695.325	393.700	450.850	1.50	562.1	662.7		9200	652
208TQITS7010	20.8750	29.0000	20.4375	22.8125	.060	23.43	27.65	1.76	2,900,000	1910
	530.225	736.600	519.113	579.438	1.50	595.1	702.3		12900	1038
215TQITS705	21.5625	29.9950	21.1250	23.6250	.060	23.06	28.57	1.76	3,080,000	2050
	547.688	761.873	536.575	600.075	1.50	585.7	725.7		13800	1114
228TQITS706	22.8750	32.0000	22.5000	25.2500	.060	24.61	30.46	1.76	3,530,000	2490
	581.025	812.800	571.500	641.350	1.50	625.1	773.7		15800	1354
238TQITS7011	23.8125	31.0000	14.5625	16.5625	.060	26.14	29.88	1.76	2,100,000	1275
	604.838	787.400	369.888	420.688	1.50	664.0	759.0		9400	693
253TQITS754	25.3750	33.7500	20.6250	23.2500	.060	28.32	32.46	1.76	3,140,000	2222
	644.525	857.250	523.875	590.550	1.50	719.3	824.5		14000	1208
263TQITS7012	26.3650	36.7500	25.5625	28.5625	.060	29.69	36.02	1.76	4,500,000	3760
	669.671	933.450	649.288	725.488	1.50	754.1	914.9		20100	2044
293TQITS7047	29.3125	40.7500	28.6250	32.0000	.060	32.95	38.84	1.76	5,480,000	5220
	744.538	1035.050	727.075	812.800	1.50	836.9	986.5		24400	2838
295TQITS756	29.5000	39.0000	22.7166	25.5906	.130	31.18	37.50	1.76	4,000,000	3360
	749.300	990.600	577.000	650.000	3.30	792.0	952.5		17800	1826
306TQITS7015	30.6250	42.5000	29.7500	33.2500	.130	34.36	40.48	1.76	5,900,000	5810
	777.875	1079.500	755.650	844.550	3.30	872.7	1028.2		26300	3158
326TQITS727	32.6250	45.0000	28.8750	32.5000	.130	36.39	42.88	1.76	6,160,000	6120
	828.675	1143.000	733.425	825.500	3.30	924.3	1089.2		27500	3327
330TQITS726	33.0000	45.0000	24.3750	28.0000	.130	36.39	42.88	1.76	5,060,000	4960
	838.200	1143.000	619.125	711.200	3.30	924.3	1089.2		22600	2696
340TQITS7612	34.0000	44.5000	25.3750	28.2500	.130	37.68	42.93	1.76	5,000,000	4650
	863.600	1130.300	644.525	717.550	3.30	957.1	1090.4		22300	2528
343TQITS736	34.3610	46.5000	24.7500	28.1250	.130	37.89	44.51	1.76	5,500,000	5390
	872.769	1181.100	628.650	714.375	3.30	962.4	1130.6		24500	2930
352TQITS728	35.2500	47.7500	30.8750	34.3750	.130	39.24	45.81	1.76	6,820,000	7090
	895.350	1212.850	784.225	873.125	3.30	996.7	1163.6		30400	3854
395TQITS767	39.5525	51.5000	28.7500	32.0000	.130	43.67	49.60	1.76	6,400,000	7040
	1004.634	1308.100	730.250	812.800	3.30	1109.2	1259.8		28500	3827

Bearing bore is sized and toleranced at the large bore end.

Taper is 1:12 on diameter for smaller bearings; 1:30 on diameter for larger bearings.

# SPHERICAL ROLLER BEARINGS

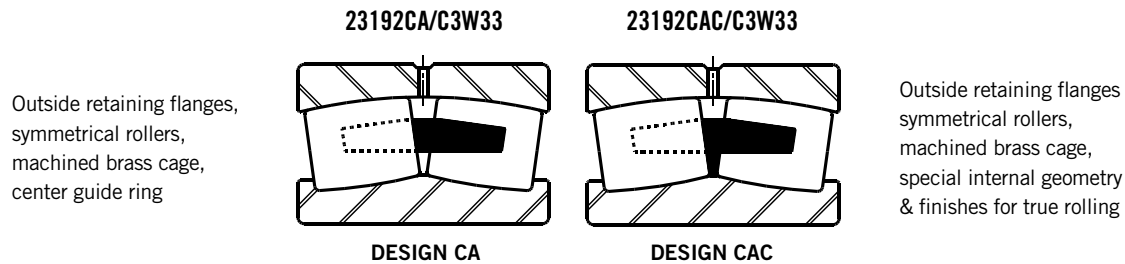


## Spherical Roller Bearings, Two Row

Used extensively throughout the world in many industries, supplied in standard versions and modified standard versions, the two-row spherical roller bearing offers the following advantages:

- High Radial Capacity
- Thrust Capability (often used as the locating bearing on a shaft)
- Misalignment Capability (many times that of other bearing types)

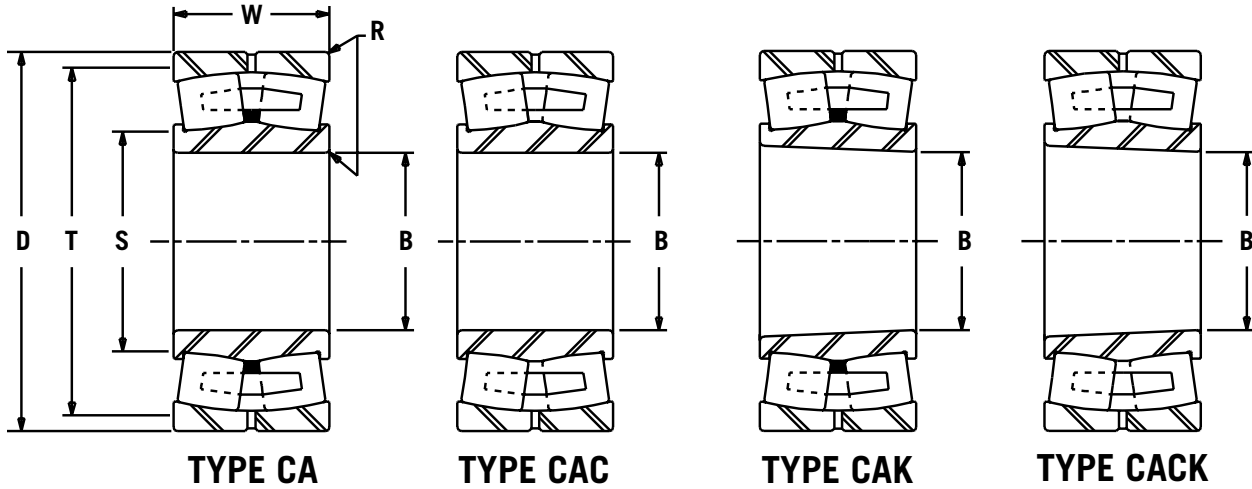
Sphericals are the most popular type of bearing to be supplied with a tapered bore: “K” or “K30” suffix. Bore size is defined at the inner race small I.D. end. Ease of removal is the primary advantage as a small amount of axial movement releases the interference fit of the inner race on a shaft. Since most applications require a tightly fitted inner race, most sphericals are supplied with a “C3” Internal Radial Clearance (IRC), which must be specified in the bearing number as shown:



## Commonly Used Spherical Roller Bearing Suffixes:

M	One piece brass finger cage	W26	Inner race oil holes
M1	Split brass cage (for each row)	W33	Three oil holes and groove in outer race
C02	Inner race P5 running accuracy	W33X	Six oil holes and groove in outer race
C04	Outer race P5 running accuracy	W43	Tapped inner race lifting holes
C023	Combined C02 + C3 IRC	W44	Tapped outer race lifting holes
C024	Combined C02 + C4 IRC	W72	Blind dowel pin hole in outer race
C043	Combined C04 + C3 IRC	W74	Counterbored oil hole in outer race for dowel pin
C044	Combined C04 + C4 IRC	W77	Oil holes in outer race plugged
C08	Combined C02 and C04	W93	Inner race bore keyway
C083	Combined C02 + C04 + C3 IRC	W99	Special QC inspection standards
C084	Combined C02 + C04 + C4 IRC	W502	Combined W2 + W33
C_	1, 2, 3, 4, & 5 ISO Internal radial clearances	W507	Combined W14 + W99 + W33
C6	Special IRC, each individual bearing	W509	Combined W26 + W99 + W33
K	Tapered bore (1:12)	W525	Combined W99 + W77
K30	Tapered bore (1:30)	W534	Combined C08 + W507
LB	Land riding brass cage	Z1	Case hardened inner race
W1	Special inner race bore size and/or tolerance	Z2	Case hardened outer race
W2	Special outer race O.D. size and/or tolerance	Z3	Case hardened rollers
W14	Mark high & low spots of I.R. and O.R. on faces	Z12	Combined Z1 + Z2
W20	Oil holes in outer race, no groove	Z30	Combined Z1 + Z2 + Z3

## AMERICAN ROLLER BEARINGS®



**TYPE CA**

**TYPE CAC**

**TYPE CAK**

**TYPE CACK**

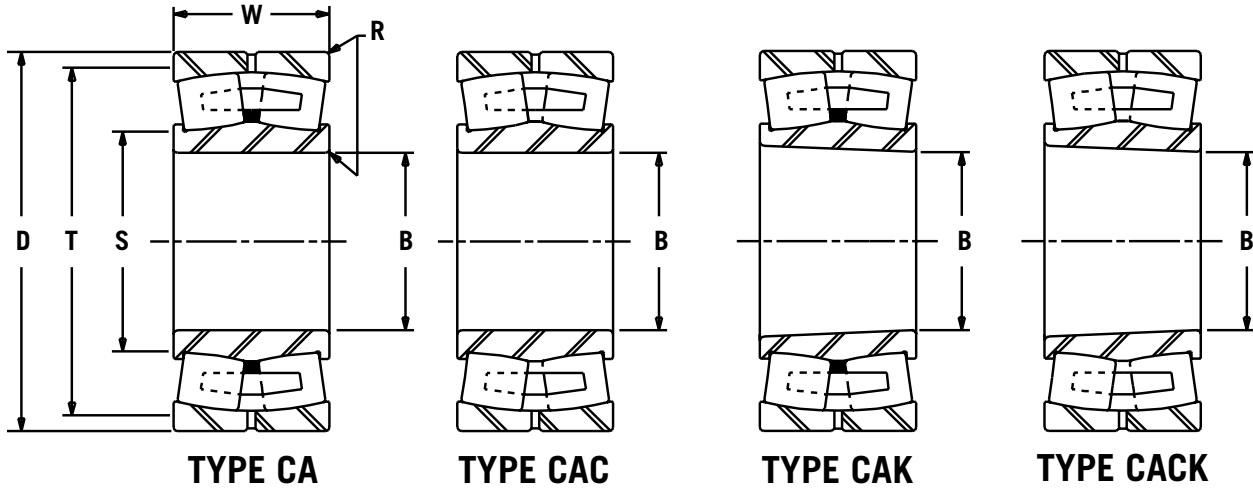
BEARING NUMBER	BORE	O.D.	WIDTH	FILLET RADIUS	SHOULDER DIAMETERS		DYNAMIC CAPACITY C	STATIC CAPACITY Co	BEARING WEIGHT M
	B	D	W	R	S	T			
	mm/IN	mm/IN	mm/IN	mm/IN	mm/IN	mm/IN			
23856 CA	280 11.0236	350 13.7795	52 2.0472	2.0 .080	290 11.417	340 13.386	506 113,800	1180 265,300	13 30
23956 CA	280 11.0236	380 14.9606	75 2.9528	2.0 .080	292 11.496	368 14.488	845 190,000	1760 395,700	28 62
23056 CA	280 11.0236	420 16.5354	106 4.1732	3.0 .120	298 11.732	402 15.827	1520 341,800	2850 640,800	54 120
24056 CA	280 11.0236	420 16.5354	140 5.5118	3.0 .120	298 11.732	402 15.827	1870 420,400	3800 854,300	70 155
23156 CA	280 11.0236	460 18.1102	146 5.7480	4.0 .160	302 11.890	438 17.244	2300 517,100	4250 955,500	40 88
24156 CA	280 11.0236	460 18.1102	180 7.0866	4.0 .160	302 11.890	438 17.244	2670 600,300	5100 1,146,600	125 275
22256 CA	280 11.0236	500 19.6850	130 5.1181	4.0 .160	302 11.890	478 18.819	2350 528,400	3750 843,100	120 265
23256 CA	280 11.0236	500 19.6850	176 6.9291	4.0 .160	302 11.890	478 18.819	2820 634,000	4900 1,101,600	155 340
22356CA	280 11.0236	580 22.8346	175 6.8898	5.0 .200	308 12.126	552 21.732	3450 775,600	5200 1,169,100	240 530
23860 CA	300 11.8110	380 14.9606	60 2.3622	2.0 .080	312 12.283	368 14.488	645 145,100	1560 350,800	17 38
23960 CA	300 11.8110	420 16.5354	90 3.5433	2.5 .100	314 12.362	406 15.984	1200 269,800	2500 562,100	40 88
23060 CA	300 11.8110	460 18.1102	118 4.6457	3.0 .120	318 12.520	442 17.402	1850 415,900	3450 775,600	72 160
24060 CA	300 11.8110	460 18.1102	160 6.2992	3.0 .120	318 12.520	442 17.402	2400 539,600	4800 1,079,100	98 215
23160 CA	300 11.8110	500 19.6850	160 6.2992	4.0 .160	322 12.677	480 18.898	2800 629,500	5100 1,146,600	125 275
24160 CA	300 11.8110	500 19.6850	200 7.8740	4.0 .160	322 12.677	480 18.898	3300 741,900	6300 1,416,400	155 340
22260 CA	300 11.8110	540 21.2598	140 5.5118	4.0 .160	322 12.677	520 20.472	2800 629,500	4250 955,500	150 330



## AMERICAN ROLLER BEARINGS®

BEARING NUMBER	BORE	O.D.	WIDTH	FILLET RADIUS	SHOULDER DIAMETERS		DYNAMIC CAPACITY	STATIC CAPACITY	BEARING WEIGHT
	B	D	W	R	SHAFT	HSNG.			
	mm/IN	mm/IN	mm/IN	mm/IN	S	T	C	Co	M
23260 CA	300	540	192	4.0	322	520	3350	5850	190
	11.8110	21.2598	7.5591	.160	12.677	20.472	753,200	1,315,200	420
23864 CA	320	400	60	2.0	332	390	675	1670	18
	12.5984	15.7480	2.3622	.080	13.071	15.354	151,800	375,500	40
23964 CA	320	440	90	2.5	334	426	1250	2700	42
	12.5984	17.3228	3.5433	.100	13.150	16.772	281,100	607,000	95
23064 CA	320	480	121	3.0	338	462	1960	3800	80
	12.5984	18.8976	4.7638	.120	13.307	18.189	440,700	854,300	175
24064 CA	320	480	160	3.0	338	462	2500	5100	100
	12.5984	18.8976	6.2992	.120	13.307	18.189	562,100	1,146,600	220
23164CA	320	540	176	4.0	342	520	3300	6000	165
	12.5984	21.2598	6.9291	.160	13.465	20.472	741,900	1,348,900	365
24164 CA	320	540	218	4.0	342	520	3750	7100	215
	12.5984	21.2598	8.5827	.160	13.465	20.472	843,100	1,596,200	475
22264 CA	320	580	150	4.0	342	560	3150	4900	175
	12.5984	22.8346	5.9055	.160	13.465	22.047	708,200	1,101,600	385
23264 CA	320	580	208	4.0	342	560	3850	6700	240
	12.5984	22.8346	8.1890	.160	13.465	22.047	865,600	1,506,300	530
23868 CA	340	420	60	2.0	352	410	690	1740	145
	13.3858	16.5354	2.3622	.080	13.858	16.142	155,200	391,200	320
23968 CA	340	460	90	2.5	354	446	1280	2800	45
	13.3858	18.1102	3.5433	.100	13.937	17.559	287,800	629,500	100
23068 CA	340	520	133	4.0	362	500	2350	4550	105
	13.3858	20.4724	5.2362	.160	14.252	19.685	528,400	1,022,900	230
24068 CA	340	520	180	4.0	362	500	3000	6200	140
	13.3858	20.4724	7.0866	.160	14.252	19.685	674,500	1,393,900	310
23168 CA	340	580	190	4.0	362	560	3700	6800	210
	13.3858	22.8346	7.4803	.160	14.252	22.047	831,800	1,528,800	465
24168 CA	340	580	243	4.0	362	560	4650	9650	280
	13.3858	22.8346	9.5669	.160	14.252	22.047	1,045,400	2,169,500	615
22268 CA	340	620	165	5.0	364	596	3450	5600	225
	13.3858	24.4094	6.4961	.200	14.331	23.465	775,600	1,259,000	435
23268 CA	340	620	224	5.0	368	592	4660	8300	295
	13.3858	24.4094	8.8189	.200	14.488	23.307	1,047,700	1,866,000	650
23872 CA	360	440	60	2.0	372	430	715	1860	20
	14.1732	17.3228	2.3622	.080	14.646	16.929	160,800	418,200	44
23972 CA	360	480	90	2.5	374	466	1300	2900	48
	14.1732	18.8976	3.5433	.100	14.724	18.346	292,300	652,000	106
23072 CA	360	540	134	4.0	382	520	2400	4800	110
	14.1732	21.2598	5.2756	.160	15.039	20.472	539,600	1,079,100	245
24072 CA	360	540	180	4.0	382	520	3200	6700	150
	14.1732	21.2598	7.0866	.160	15.039	20.472	719,400	1,506,300	330
23172 CA	360	600	192	4.0	382	580	3750	6950	220
	14.1732	23.6220	7.5591	.160	15.039	22.835	843,100	1,562,500	485
24172 CA	360	600	243	4.0	382	580	4900	9300	270
	14.1732	23.6220	9.5669	.160	15.039	22.835	1,101,600	2,090,800	595
22272 CA	360	650	170	5.0	388	622	3750	6200	255
	14.1732	25.5906	6.6929	.200	15.276	24.488	843,100	1,393,900	560
23272 CA	360	650	232	5.0	388	622	4650	8300	335
	14.1732	25.5906	9.1339	.200	15.276	24.488	1,045,400	1,866,000	740
23976 CA	380	520	106	3.0	398	502	1750	3800	70
	14.9606	20.4724	4.1732	.120	15.669	19.764	393,500	854,300	155

## AMERICAN ROLLER BEARINGS®



**TYPE CA**

**TYPE CAC**

**TYPE CAK**

**TYPE CACK**

SPHERICAL  
ROLLER BEARINGS

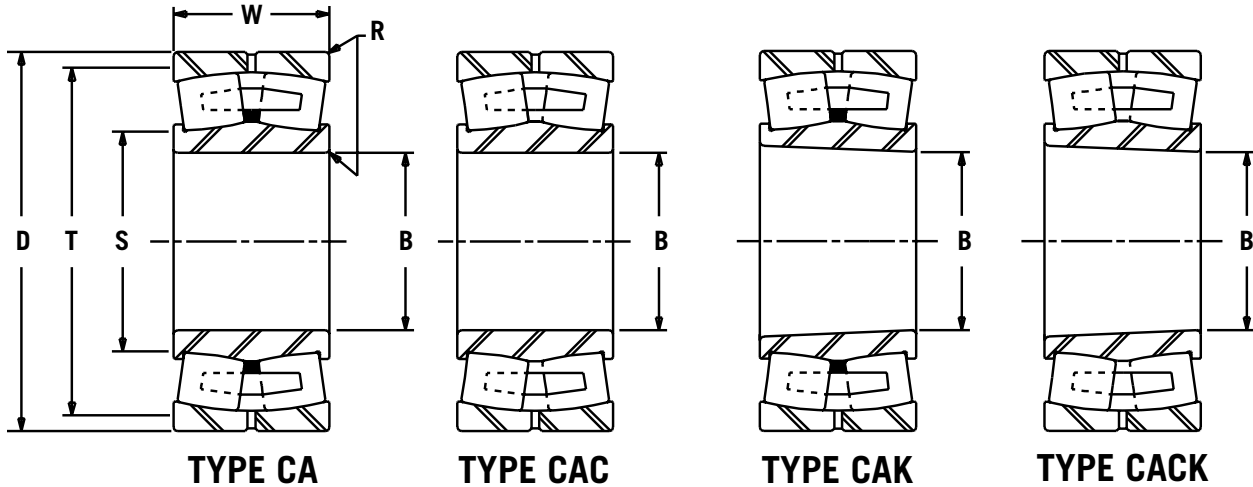
BEARING NUMBER	BORE	O.D.	WIDTH	FILLET RADIUS	SHOULDER DIAMETERS		DYNAMIC CAPACITY	STATIC CAPACITY	BEARING WEIGHT
	B	D	W	R	SHAFT	HSNG.			
	mm/IN	mm/IN	mm/IN	mm/IN	S	T	C	Co	M
23076 CA	380 14.9606	560 22.0472	135 5.3150	4.0 .160	402 15.827	540 21.260	2500 562,100	5000 1,124,100	115 255
24076 CA	380 14.9606	560 22.0472	180 7.0866	4.0 .160	402 15.827	540 21.260	3150 708,200	6800 1,528,800	150 330
23176 CA	380 14.9606	620 24.4094	194 7.6378	4.0 .160	402 15.827	600 23.622	3740 840,800	7100 1,596,200	230 505
24176 CA	380 14.9606	620 24.4094	243 9.5669	4.0 .160	402 15.827	600 23.622	5050 1,135,300	9800 2,203,200	300 660
23276 CA	380 14.9606	680 26.7717	240 9.4488	5.0 .200	480 18.898	652 25.669	5200 1,169,100	9650 2,169,500	395 870
23980 CA	400 15.7480	540 21.2598	106 4.1732	3.0 .120	418 16.457	522 20.551	1750 393,500	3900 876,800	70 155
23080 CA	400 15.7480	600 23.6220	148 5.8268	4.0 .160	422 16.614	580 22.835	2880 647,500	5700 1,281,500	150 330
24080 CA	400 15.7480	600 23.6220	200 7.8740	4.0 .160	422 16.614	580 22.835	3600 809,400	7800 1,753,600	205 450
23180 CA	400 15.7480	650 25.5906	200 7.8740	5.0 .200	428 16.850	622 24.488	4100 921,800	7700 1,731,100	265 585
24180 CA	400 15.7480	650 25.5906	250 9.8425	5.0 .200	428 16.850	622 24.488	5350 1,202,800	10600 2,383,000	340 750
23280 CA	400 15.7480	720 28.3465	256 10.0787	5.0 .200	428 16.850	692 27.244	5750 1,292,700	10400 2,338,100	450 990
22380 CA	400 15.7480	820 32.2835	243 9.5669	6.0 .240	436 17.165	784 30.866	6550 1,472,600	10400 2,338,100	650 1435
23984 CA	420 16.5354	560 22.0472	106 4.1732	3.0 .120	436 17.165	542 21.339	1750 393,500	4150 933,000	75 165
23084 CA	420 16.5354	620 24.4094	150 5.9055	4.0 .160	442 17.402	600 23.622	3000 674,500	6000 1,348,900	155 340
24084CA	420 16.5354	620 24.4094	200 7.8740	4.0 .160	442 17.402	600 23.622	3750 843,100	8150 1,832,300	210 465
23184 CA	420 16.5354	700 27.5591	224 8.8189	5.0 .200	448 17.638	672 26.457	4900 1,101,600	9300 2,090,800	350 770



## AMERICAN ROLLER BEARINGS®

BEARING NUMBER	BORE	O.D.	WIDTH	FILLET RADIUS	SHOULDER DIAMETERS		DYNAMIC CAPACITY	STATIC CAPACITY	BEARING WEIGHT
	B	D	W	R	SHAFT	HSNG.			
	mm/IN	mm/IN	mm/IN	mm/IN	S	T	C	Co	M
24184 CA	420	700	280	5.0	448	672	6330	12500	445
	16.5354	27.5591	11.0236	.200	17.638	26.457	1,423,100	2,810,200	980
23284 CA	420	760	272	6.0	456	724	6330	11600	535
	16.5354	29.9213	10.7087	.240	17.953	28.504	1,423,100	2,607,800	1180
23988 CA	440	600	118	3.0	458	582	2100	4900	100
	17.3228	23.6220	4.6457	.120	18.031	22.913	472,200	1,101,600	220
23088 CA	440	650	157	5.0	468	622	3200	6550	180
	17.3228	25.5906	6.1811	.200	18.425	24.488	719,400	1,472,600	395
24088 CA	440	650	212	5.0	468	622	4100	8800	245
	17.3228	25.5906	8.3465	.200	18.425	24.488	921,800	1,978,400	540
23188 CA	440	720	226	5.0	468	692	5180	10000	360
	17.3228	28.3465	8.8976	.200	18.425	27.244	1,164,600	2,248,200	795
24188 CA	440	720	280	5.0	468	692	6550	13200	460
	17.3228	28.3465	11.0236	.200	18.425	27.244	1,472,600	2,967,500	1015
23288CA	440	790	280	6.0	476	754	6750	12600	595
	17.3228	31.1024	11.0236	.240	18.740	29.685	1,517,500	2,832,700	1310
23992 CA	460	620	118	3.0	478	602	2200	5000	105
	18.1102	24.4094	4.6457	.120	18.819	23.701	494,600	1,124,100	230
23092 CA	460	680	163	5.0	488	652	3450	7000	210
	18.1102	26.7717	6.4173	.200	19.213	25.669	775,600	1,573,700	465
24092 CA	460	680	218	5.0	488	652	4370	9500	275
	18.1102	26.7717	8.5827	.200	19.213	25.669	982,500	2,135,700	605
23192 CA	460	760	240	6.0	496	724	5650	10800	440
	18.1102	29.9213	9.4488	.240	19.528	28.504	1,270,200	2,428,000	970
24192 CA	460	760	300	6.0	496	724	7250	14600	560
	18.1102	29.9213	11.8110	.240	19.528	28.504	1,629,900	3,282,300	1235
23292 CA	460	830	296	6.0	496	794	7350	13700	695
	18.1102	32.6772	11.6535	.240	19.528	31.260	1,652,400	3,079,900	1530
23896 CA	480	600	90	3.0	494	586	1440	3750	62
	18.8976	23.6220	3.5433	.120	19.449	23.071	323,800	843,100	135
23996 CA	480	650	128	4.0	502	628	2550	5700	125
	18.8976	25.5906	5.0394	.160	19.764	24.724	573,300	1,281,500	275
23096 CA	480	700	165	5.0	508	672	3350	6800	220
	18.8976	27.5591	6.4961	.200	20.000	26.457	753,200	1,528,800	485
24096 CA	480	700	218	5.0	508	672	4500	10000	290
	18.8976	27.5591	8.5827	.200	20.000	26.457	1,011,700	2,248,200	640
23196 CA	480	790	248	6.0	516	754	6100	12000	485
	18.8976	31.1024	9.7638	.240	20.315	29.685	1,371,400	2,697,800	1070
24196 CA	480	790	308	6.0	516	754	7700	15600	605
	18.8976	31.1024	12.1260	.240	20.315	29.685	1,731,100	3,507,100	1335
23296 CA	480	870	310	6.0	516	834	8200	15000	800
	18.8976	34.2520	12.2047	.240	20.315	32.835	1,843,500	3,372,200	1765
238/500 CA	500	620	90	3.0	514	606	1500	4000	62
	19.6850	24.4094	3.5433	.120	20.236	23.858	337,300	899,300	135
239/500 CA	500	670	128	4.0	522	650	2550	6000	130
	19.6850	26.3780	5.0394	.160	20.551	25.591	573,300	1,348,900	290
230/500 CA	500	720	167	5.0	528	692	3700	7800	225
	19.6850	28.3465	6.5748	.200	20.787	27.244	831,800	1,753,600	495
240/500 CA	500	720	218	5.0	528	692	4600	10400	300
	19.6850	28.3465	8.5827	.200	20.787	27.244	1,034,200	2,338,100	660
231/500 CA	500	830	264	6.0	536	794	6750	12900	585
	19.6850	32.6772	10.3937	.240	21.102	31.260	1,517,500	2,900,100	1290

## AMERICAN ROLLER BEARINGS®

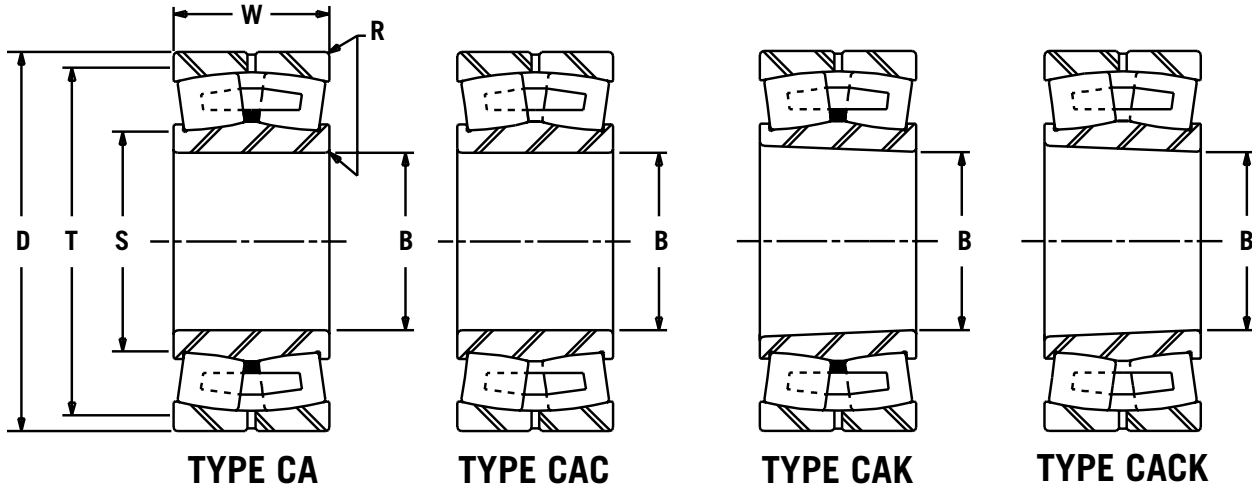


BEARING NUMBER	BORE	O.D.	WIDTH	FILLET RADIUS	SHOULDER DIAMETERS		DYNAMIC CAPACITY	STATIC CAPACITY	BEARING WEIGHT
	B	D	W	R	SHAFT	HSNG.			
	mm/IN	mm/IN	mm/IN	mm/IN	S	T	C	Co	M
241/500 CA	500 19.6850	830 32.6772	325 12.7953	6.0 .240	526 20.709	794 31.260	8650 1,944,700	17000 3,821,800	750 1650
239/530 CA	530 20.8661	710 27.9528	136 5.3543	4.0 .160	552 21.732	690 27.165	2850 640,800	6700 1,506,300	155 340
230/530 CA	530 20.8661	780 30.7087	185 7.2835	5.0 .200	558 21.969	752 29.606	4350 978,000	9300 2,090,800	310 685
240/530 CA	530 20.8661	780 30.7087	250 9.8425	5.0 .200	558 21.969	752 29.606	5650 1,270,200	12700 2,855,100	410 905
231/530 CA	530 20.8661	870 34.2520	272 10.7087	6.0 .240	566 22.283	834 32.835	7150 1,607,400	14000 3,147,400	650 1435
241/530 CA	530 20.8661	870 34.2520	335 13.1890	6.0 .240	566 22.283	834 32.835	9200 2,068,300	19000 4,271,400	830 1830
232/530 CA	530 20.8661	980 38.5827	355 13.9764	8.0 .312	574 22.598	936 36.850	11100 2,495,400	20400 4,586,200	1210 2670
239/560 CA	560 22.0472	750 29.5276	140 5.5118	4.0 .200	582 22.913	728 28.661	3050 685,700	7200 1,618,700	180 395
230/560 CA	560 22.0472	820 32.2835	195 7.6772	5.0 .200	588 23.150	792 31.181	4900 1,101,600	10200 2,293,100	360 795
240/560 CA	560 22.0472	820 32.2835	258 10.1575	5.0 .200	588 23.150	792 31.181	6200 1,393,900	14000 3,147,400	470 1035
231/560 CA	560 22.0472	920 36.2205	280 11.0236	6.0 .240	596 23.465	884 34.803	8000 1,798,500	16000 3,597,000	745 1640
241/560 CA	560 22.0472	920 36.2205	355 13.9764	6.0 .240	596 23.465	884 34.803	10500 2,360,600	21600 4,855,900	1000 2205
232/560 CA	560 22.0472	1030 40.5512	365 14.3701	8.0 .312	604 23.780	986 38.819	11500 2,585,400	22000 4,945,900	1350 2975
239/600 CA	600 23.6220	800 31.4961	150 5.9055	4.0 .200	622 24.488	780 30.709	3450 775,600	8300 1,866,000	225 500
230/600 CA	600 23.6220	870 34.2520	200 7.8740	5.0 .200	628 24.724	842 33.150	5250 1,180,300	11400 2,562,900	410 905
240/600 CA	600 23.6220	870 34.2520	272 10.7087	5.0 .200	628 24.724	842 33.150	6750 1,517,500	15600 3,507,100	545 1200

## AMERICAN ROLLER BEARINGS®

BEARING NUMBER	BORE	O.D.	WIDTH	FILLET RADIUS	SHOULDER DIAMETERS		DYNAMIC CAPACITY	STATIC CAPACITY	BEARING WEIGHT
	B	D	W	R	SHAFT	HSNG.			
	mm/IN	mm/IN	mm/IN	mm/IN	S	T	C	Co	M
231/600 CA	600	980	300	6.0	636	944	8950	18000	900
	23.6220	38.5827	11.8110	.240	25.039	37.165	2,012,100	4,046,600	1985
241/600 CA	600	980	375	6.0	636	944	11500	23600	1220
	23.6220	38.5827	14.7638	.240	25.039	37.165	2,585,400	5,305,600	2690
232/600 CA	600	1090	388	8.0	644	1046	13100	25500	1620
	23.6220	42.9134	15.2756	.312	25.354	41.181	2,945,100	5,732,700	3570
238/630 CA	630	780	112	3.0	648	762	2200	6100	125
	24.8031	30.7087	4.4094	.120	25.512	30.000	494,600	1,371,400	275
239/630 CA	630	850	165	5.0	656	826	4000	9500	285
	24.8031	33.4646	6.4961	.200	25.827	32.520	899,300	2,135,700	630
230/630 CA	630	920	212	6.0	664	884	5750	12500	490
	24.8031	36.2205	8.3465	.240	26.142	34.803	1,292,700	2,810,200	1080
240/630 CA	630	920	290	6.0	664	884	7550	17300	660
	24.8031	36.2205	11.4173	.240	26.142	34.803	1,697,400	3,889,300	1455
231/630 CA	630	1030	315	6.0	668	994	10500	20800	1060
	24.8031	40.5512	12.4016	.240	26.299	39.134	2,360,600	4,676,100	2335
241/630 CA	630	1030	400	6.0	668	994	12700	27000	1420
	24.8031	40.5512	15.7480	.240	26.299	39.134	2,855,100	6,069,900	3130
232/630 CA	630	1150	412	10.0	678	1102	14300	28500	1950
	24.8031	45.2756	16.2205	.394	26.693	43.386	3,214,800	6,407,100	4300
238/670 CA	670	820	112	3.0	688	802	2250	6400	135
	26.3780	32.2835	4.4094	.120	27.087	31.575	505,900	1,438,800	300
239/670 CA	670	900	170	5.0	698	872	4350	10800	320
	26.3780	35.4331	6.6929	.312	27.480	34.331	978,000	2,428,000	705
230/670 CA	670	980	230	6.0	706	944	6550	14600	610
	26.3780	38.5827	9.0551	.240	27.795	37.165	1,472,600	3,282,300	1345
240/670 CA	670	980	308	6.0	706	944	8450	20000	800
	26.3780	38.5827	12.1260	.240	27.795	37.165	1,899,700	4,496,300	1765
231/670 CA	670	1090	336	6.0	706	1054	10900	22400	1265
	26.3780	42.9134	13.2283	.240	27.795	41.496	2,450,500	5,035,800	2790
241/670 CA	670	1090	412	6.0	706	1054	13800	29000	1630
	26.3780	42.9134	16.2205	.240	27.795	41.496	3,102,400	6,519,500	3595
232/670 CA	670	1220	438	10.0	724	1166	15400	30500	2290
	26.3780	48.0315	17.2441	.394	28.504	45.906	3,462,100	6,856,800	5050
239/710 CA	710	950	180	5.0	738	922	4750	12000	370
	27.9528	37.4016	7.0866	.200	29.055	36.299	1,067,900	2,697,800	815
230/710 CA	710	1030	236	6.0	746	994	7250	16300	670
	27.9528	40.5512	9.2913	.240	29.370	39.134	1,629,900	3,664,500	1475
240/710 CA	710	1030	315	6.0	746	994	8950	22000	900
	27.9528	40.5512	12.4016	.240	29.370	39.134	2,012,100	4,945,900	1985
231/710 CA	710	1150	345	8.0	754	1106	12200	26000	1470
	27.9528	45.2756	13.5827	.312	29.685	43.543	2,742,700	5,845,100	3240
241/710 CA	710	1150	438	8.0	754	1106	15200	32500	1930
	27.9528	45.2756	17.2441	.312	29.685	43.543	3,417,200	7,306,400	4255
238/750 CA	750	920	128	4.0	772	898	2950	8500	145
	29.5276	36.2205	5.0394	.160	30.394	35.354	663,200	1,910,900	320
239/750 CA	750	1000	185	5.0	778	972	5200	13200	430
	29.5276	39.3701	7.2835	.200	30.630	38.268	1,169,100	2,967,500	950
230/750 CA	750	1090	250	6.0	786	1054	8450	18600	820
	29.5276	42.9134	9.8425	.240	30.945	41.496	1,899,700	4,181,500	1810
240/750 CA	750	1090	335	6.0	786	1054	9950	24000	1080
	29.5276	42.9134	13.1890	.240	30.945	41.496	2,236,900	5,395,500	2380

## AMERICAN ROLLER BEARINGS®



TYPE CA

TYPE CAC

TYPE CAK

TYPE CACK

BEARING NUMBER	BORE	O.D.	WIDTH	FILLET RADIUS	SHOULDER DIAMETERS		DYNAMIC CAPACITY	STATIC CAPACITY	BEARING WEIGHT
	B	D	W	R	SHAFT	HSNG.			
	mm/IN	mm/IN	mm/IN	mm/IN	S	T	C	Co	M
231/750 CA	750 29.5276	1220 48.0315	365 14.3701	8.0 .312	794 31.260	1176 46.299	13600 3,057,500	29000 6,519,500	1740 3835
241/750 CA	750 29.5276	1220 48.0315	475 18.7008	8.0 .312	794 31.260	1176 46.299	17300 3,889,300	37500 8,430,400	2140 4720
232/750 CA	750 29.5276	1360 53.5433	475 18.7008	12.0 .472	814 32.047	1296 51.024	18700 4,204,000	36500 8,205,600	3080 6790
239/800 CA	800 31.4961	1060 41.7323	195 7.6772	5.0 .200	828 32.598	1032 40.630	5650 1,270,200	14300 3,214,800	475 1045
249/800 CA	800 31.4961	1060 41.7323	258 10.1575	5.0 .200	828 32.598	1032 40.630	7050 1,585,000	19300 4,338,900	650 1435
230/800 CA	800 31.4961	1150 45.2756	258 10.1575	6.0 .240	836 32.913	1114 43.858	8650 1,944,700	20000 4,496,300	905 1995
240/800 CA	800 31.4961	1150 45.2756	345 13.5827	6.0 .394	836 32.913	1114 43.858	10900 2,450,500	27500 6,182,300	1220 2690
231/800 CA	800 31.4961	1280 50.3937	375 14.7638	8.0 .312	844 33.228	1236 48.661	14800 3,327,200	31500 7,081,600	2340 5160
241/800 CA	800 31.4961	1280 50.3937	475 18.7008	8.0 .312	844 33.228	1236 48.661	18400 4,136,600	40500 9,104,900	2330 5135
238/850 CA	850 33.4646	1030 40.5512	136 5.3543	4.0 .160	872 34.331	1008 39.685	3350 753,200	10000 2,248,200	245 540
239/850 CA	850 33.4646	1120 44.0945	200 7.8740	5.0 .200	878 34.567	1092 42.992	6000 1,348,900	15600 3,507,100	565 1245
249/850 CA	850 33.4646	1120 44.0945	272 10.7087	5.0 .200	878 34.567	1092 42.992	8200 1,843,500	22000 4,945,900	745 1640
230/850 CA	850 33.4646	1220 48.0315	272 10.7087	6.0 .240	886 34.882	1184 46.614	9350 2,102,000	21600 4,855,900	1060 2335
240/850 CA	850 33.4646	1220 48.0315	365 14.3701	6.0 .240	886 34.882	1164 45.827	12000 2,697,800	30000 6,744,400	1430 3155
231/850 CA	850 33.4646	1360 53.5433	400 15.7480	10.0 .394	904 35.591	1306 51.417	16100 3,619,500	34500 7,756,000	2240 4940
241/850 CA	850 33.4646	1360 53.5433	500 19.6850	10.0 .394	898 35.354	1306 51.417	21200 4,766,000	48000 10,790,900	2980 6570

## AMERICAN ROLLER BEARINGS®

BEARING NUMBER	BORE	O.D.	WIDTH	FILLET RADIUS	SHOULDER DIAMETERS		DYNAMIC CAPACITY	STATIC CAPACITY	BEARING WEIGHT
	B	D	W	R	SHAFT	HSNG.			
	mm/IN	mm/IN	mm/IN	mm/IN	S	T	C	Co	M
239/900 CA	900	1180	206	5.0	928	1152	6450	17000	615
	35.4331	46.4567	8.1102	.200	36.535	45.354	1,450,100	3,821,800	1355
230/900 CA	900	1280	280	6.0	936	1244	10100	23200	1220
	35.4331	50.3937	11.0236	.240	36.850	48.976	2,270,600	5,215,600	2690
240/900 CA	900	1280	375	6.0	936	1244	12900	32500	1590
	35.4331	50.3937	14.7638	.240	36.850	48.976	2,900,100	7,306,400	3505
241/900 CA	900	1420	515	10.0	954	1366	21400	49000	3380
	35.4331	55.9055	20.2756	.394	37.559	53.780	4,811,000	11,015,700	7450
239/950 CA	950	1250	224	6.0	986	1214	7250	15600	770
	37.4016	49.2126	8.8189	.240	38.819	47.795	1,629,900	3,507,100	1700
249/950 CA	950	1250	300	6.0	986	1214	9200	26000	1050
	37.4016	49.2126	11.8110	.240	38.819	47.795	2,068,300	5,845,100	2315
230/950 CA	950	1360	300	6.0	986	1214	12000	28500	1500
	37.4016	53.5433	11.8110	.240	38.819	47.795	2,697,800	6,407,100	3305
240/950 CA	950	1360	412	6.0	986	1324	14800	39000	2000
	37.4016	53.5433	16.2205	.240	38.819	52.126	3,327,200	8,767,600	4410
238/1000 CA	1000	1220	165	5.0	1028	1192	4650	14300	415
	39.3701	48.0315	6.4961	.200	40.472	46.929	1,045,400	3,214,800	915
239/1000 CA	1000	1320	236	6.0	1036	1284	8000	21200	930
	39.3701	51.9685	9.2913	.240	40.787	50.551	1,798,500	4,766,000	2050
230/1000 CA	1000	1420	308	6.0	1036	1284	10600	26900	1620
	39.3701	55.9055	12.1260	.240	40.787	50.551	2,383,000	6,047,400	3570
240/1000 CA	1000	1420	412	6.0	1036	1284	15400	40500	2160
	39.3701	55.9055	16.2205	.240	40.787	50.551	3,462,100	9,104,900	4760
231/1000 CA	1000	1580	462	10.0	1054	1526	21400	48000	3500
	39.3701	62.2047	18.1890	.394	41.496	60.079	4,811,000	10,790,900	5665
241/1000 CA	1000	1580	580	10.0	1054	1526	26600	64200	4300
	39.3701	62.2047	22.8346	.394	41.496	60.079	5,980,000	14,432,900	7120
238/1060 CA	1060	1280	165	5.0	1088	1252	4800	15000	445
	41.7323	50.3937	6.4961	.200	42.835	49.291	1,079,100	3,372,200	980
239/1060 CA	1060	1400	250	6.0	1096	1364	9550	26000	1130
	41.7323	55.1181	9.8425	.240	43.150	53.701	2,147,000	5,845,100	2490
230/1060 CA	1060	1500	325	8.0	1104	1456	13800	34000	2270
	41.7323	59.0551	12.7953	.312	43.465	57.323	3,102,400	7,643,600	5005
240/1060 CA	1060	1500	438	8.0	1104	1456	17300	45500	2530
	41.7323	59.0551	17.2441	.312	43.465	57.323	3,889,300	10,228,900	5580
239/1120 CA	1120	1460	250	6.0	1156	1424	10000	26500	1180
	44.0945	57.4803	9.8425	.240	45.512	56.063	2,248,200	5,957,500	2600
240/1120 CA	1120	1580	462	8.0	1164	1536	18700	50000	2950
	44.0945	62.2047	18.1890	.312	45.827	60.472	4,204,000	11,240,600	6505
238/1180 CA	1180	1420	180	5.0	1208	1392	5900	18600	590
	46.4567	55.9055	7.0866	.200	47.559	54.803	1,326,400	4,181,500	1300
239/1180 CA	1180	1540	272	6.0	1216	1504	11100	31000	1430
	46.4567	60.6299	10.7087	.240	47.874	59.213	2,495,400	6,969,200	3155
240/1180 CA	1180	1660	475	8.0	1272	1584	20000	52000	3200
	46.4567	65.3543	18.7008	.312	50.079	62.362	4,496,300	11,690,200	7055
239/1250 CA	1250	1630	250	6.0	1286	1594	12000	33500	1650
	49.2126	64.1732	9.8425	.240	50.630	62.756	2,697,800	7,531,200	3640
240/1250 CA	1250	1750	500	8.0	1294	1706	21000	60000	3700
	49.2126	68.8976	19.6850	.312	50.945	67.165	4,721,100	13,488,700	8160
239/1320 CA	1320	1720	300	6.0	1356	1684	13400	38000	1880
	51.9685	67.7165	11.8110	.240	53.386	66.299	3,012,500	8,542,800	4145



# THRUST BEARINGS

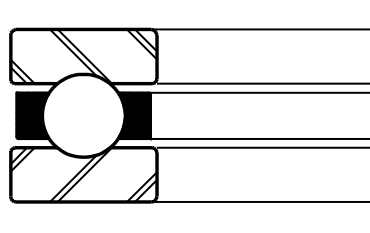


Ball Thrust, Metric	<b>224</b>	Light Duty Double Acting Thrust	<b>242</b>
Ball Thrust, Inch	<b>225</b>	Center Plate Double Acting Thrust	<b>244</b>
Angular Ball Thrust	<b>227</b>	Spool Double Acting Thrust	<b>245</b>
Double Acting Ang. Ball Thrust	<b>229</b>	Tapered Roller Thrust T-Type	<b>246</b>
Cylindrical Roller Thrust, Metric	<b>230</b>	V-Flat Thrust	<b>248</b>
Cylindrical Roller Thrust, Inch	<b>234</b>	Self-Aligning V-Flat Thrust	<b>249</b>
Self Aligning Cylindrical Thrust	<b>238</b>	Double Acting V-Flat	<b>250</b>
Crane Hook Thrust	<b>240</b>	Screwdown Thrust	<b>251</b>

## Ball Thrust (Metric and Inch)

These are lower capacity/lower cost bearings for pure thrust loads in one direction. The balls are contained by a brass cage and circulate between two plates with matching ball grooves. Additional radial bearings are usually needed on a shaft to center the shaft in the equipment. Typical metric and inch ball thrust bearing numbers are respectively:

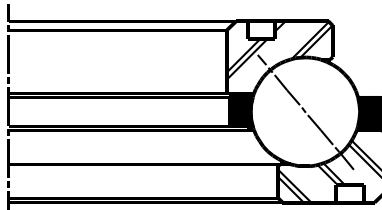
BT51260, 90BT395



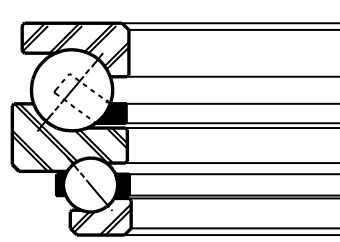
## Ball Angular Contact (Single Acting and Double Acting)

These bearings are designed with a contact angle typically around 50 degrees, and are dimensioned in the Inch system only. Because of the contact angle, these bearings are capable of taking both radial and thrust loads. They are often used in equipment with vertical shafts, and by putting this type of bearing at the bottom, large thrust loads can be handled while providing centering alignment of the shaft. The ABD type can handle thrust loads in both directions, with one side having much more capacity than the other to taking the major (downward) thrust load. Typical bearing numbers are respectively:

240AB715



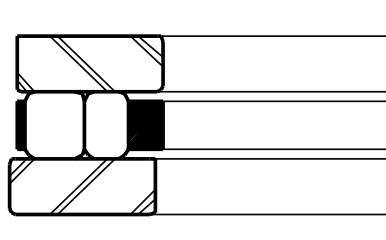
312ABD728



## Cylindrical Roller Thrust (Metric and Inch)

These bearing use cylindrical rollers to provide greater thrust capacity than ball thrust bearings with the same envelope. The cage is made from a solid disc of brass by milling radial roller pockets from its O.D. After the rollers are inserted, a band is installed over the brass cage body and pinned into place. Thrust plates are precision ground on their I.D.s and O.D.s for proper fitting and on their top and bottom sides in order to provide the rollerpaths. Typical metric and inch bearing numbers are:

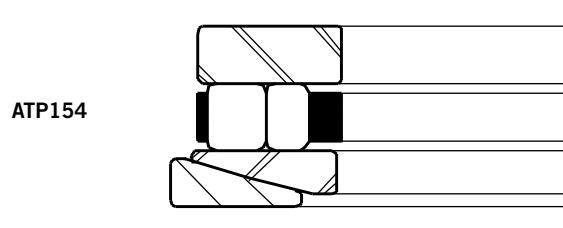
TP81233, TP154



# THRUST BEARINGS

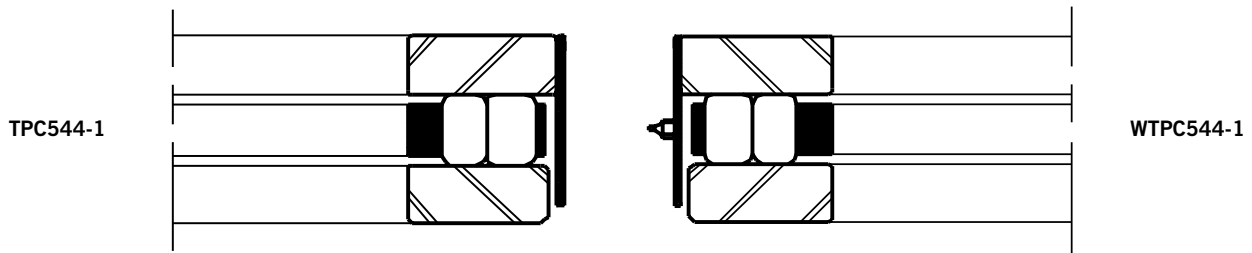
## Self Aligning Cylindrical Roller Thrust

These bearings are only provided in the Inch system and essentially use the top plates and cage/roller assemblies from the above TP bearings. They are designed to self align under static misalignment by providing a base plate with a concave spherical seat that supports a bottom plate with a matching convex spherical seat. A typical bearing number is:



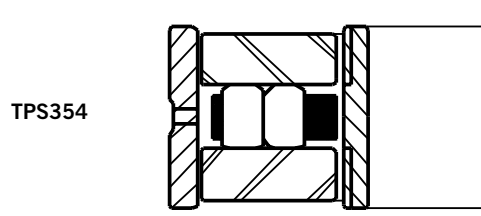
## Crane Hook Thrust

These are very similar in design to the TP bearings above; however, the top and bottom plates have the same bore size so they and the Cage can be centered on the crane hook shank diameter. The top plate has a steel sleeve tightly fitted to it such that it overlaps the Cage Bottom Plate O.D., providing a limited sealing function. The WTPC versions provide grease fitting on the sleeve O.D. for adding grease to the bearing. Typical bearing numbers are:



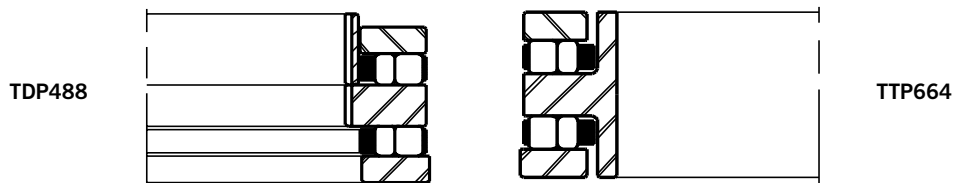
## Light Duty Double Acting Thrust

The design of this type of bearing allows moderate thrust to be taken in both directions when proper backing shoulders are provided in the housing and on the shaft. The design of the thrust plates and cage/roller assemblies is very similar to the bearings above. A typical bearing number is:



## Double Acting Thrust (Center Plate and Spool Types)

The TDP type bearing uses a thicker rotating or center plate to resist deformation under load. It needs to be clamped against a shaft shoulder of a specific diameter with the supplied inner Sleeve. The TTP design uses a spool as the rotating component with built-in thrust surfaces in the center. Both designs are capable of taking relatively higher thrust loads than the previous TPS design. Typical bearing numbers are respectively:

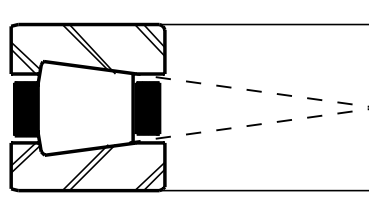




## Tapered Roller Thrust T Type

This bearing design employs a cage/roller assembly of tapered rollers between two identical thrust plates. Because the rollers are tapered, more of the space between the thrust plates can be filled with rollers for a higher capacity. Many of these bearings are offered as full complement bearings without a cage. This allows more rollers for more capacity, but at the expense of high speed capability due to internal friction of the rollers rubbing against each other. A typical T type bearing number is:

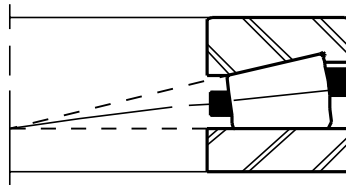
T1811



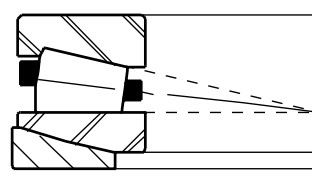
## V-Flat Thrust and Self Aligning V-Flat Thrust

This design is similar to the one above except one of the thrust plates is a flat plate, similar to those used in the TP type bearings. This design allows the V-Flat bearing to float radially in its application so there is no conflict with the closest radial bearing. A similar version of this basic design is the type AVFT which adds a base plate with a concave spherical surface to mate with a bottom plate with a convex spherical surface to absorb any misalignment between the shaft and housing. Typical bearing numbers for each are respectively:

VFT12003



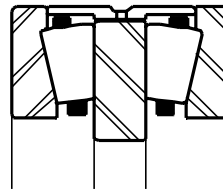
AVFT12006



## Double Acting V-Flat Thrust

This design type was conceived for the horizontal rolls of rolling mills that roll structural shapes. This process usually results in high thrust loads, which the VVFT type can handle in either direction. A typical bearing number is:

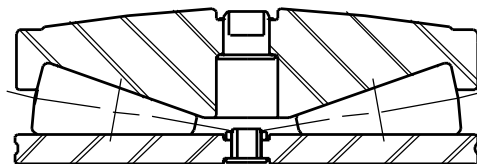
VVFT8172



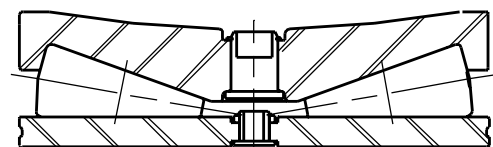
## Screw Down Thrust

These bearings are used in the stands of strip mills to transfer the force from a large screw to one chock on each side of the mill. Because strips are often fairly wide, a huge separating force is usually generated to optimally reduce strip thickness to its final gauge. These bearings reduce the friction between the screw end and the chock body so that fine adjustments to establish gauge can accurately be done. Typical bearing numbers are respectively:

228VFTX950

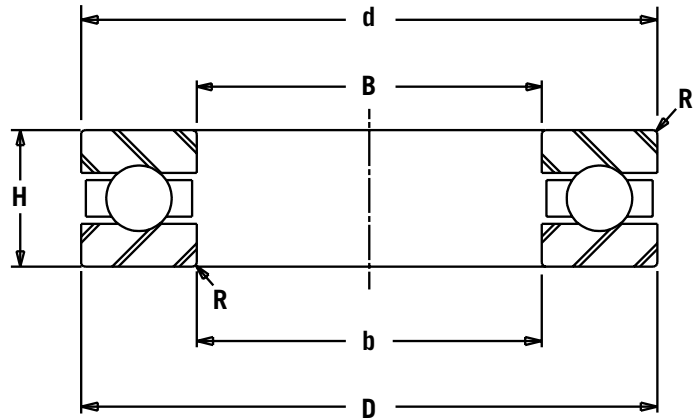


218VFTV946



## AMERICAN ROLLER BEARINGS®

TYPE BT



BEARING NUMBER	BORE	O.D.	HEIGHT	MAX. FILLET RADIUS	LG. BORE PLATE I.D.	SM. BORE PLATE O.D.	DYNAMIC CAPACITY	STATIC CAPACITY	BRG. WT.
	B	D	H	R	b	d	C	Co	M
	mm/IN	mm/IN	mm/IN	mm/IN	mm/IN	mm/IN	kN/LBS	kN/LBS	kg/LBS
BT51140	200 7.8740	250 9.8425	37 1.4567	1.1 .045	203 7.99	245 9.65	231 52,000	609 137,000	4 9
BT51240	200 7.8740	280 11.0236	62 2.4409	2.3 .090	204 8.03	275 10.83	480 108,000	1157 260,000	13 28
BT51340	200 7.8740	340 13.3858	110 4.3307	4.1 .160	205 8.07	335 13.19	649 146,000	2180 490,000	44 96
BT51144	220 8.6614	270 10.6299	37 1.4567	1.1 .045	223 8.78	265 10.43	236 53,000	649 146,000	5 10
BT51244	220 8.6614	300 11.8110	63 2.4803	2.0 .080	224 8.82	295 11.61	489 110,000	1223 275,000	14 30
BT51148	240 9.4488	300 11.8110	45 1.7717	1.5 .060	243 9.57	297 11.69	309 69,500	827 186,000	8 17
BT51248	240 9.4488	340 13.3858	78 3.0709	2.2 .085	244 9.61	335 13.19	649 146,000	1779 400,000	24 52
BT51152	260 10.2362	320 12.5984	45 1.7717	1.5 .060	263 10.35	317 12.48	316 71,000	890 200,000	8 18
BT51252	260 10.2362	360 14.1732	79 3.1102	2.2 .085	264 10.39	355 13.98	681 153,000	1957 440,000	26 56
BT51156	280 11.0236	350 13.7795	53 2.0866	1.5 .060	283 11.14	347 13.66	414 93,000	1179 265,000	12 26
BT51256	280 11.0236	380 14.9606	80 3.1496	2.2 .085	284 11.18	375 14.76	681 153,000	2068 465,000	28 61
BT51160	300 11.8110	380 14.9606	62 2.4409	2.0 .080	304 11.97	376 14.80	498 112,000	1490 335,000	18 39
BT51260	300 11.8110	420 16.5354	95 3.7402	3.0 .120	304 11.97	415 16.34	845 190,000	2669 600,000	43 95
BT51164	320 12.5984	400 15.7480	63 2.4803	2.0 .080	324 12.76	396 15.59	534 120,000	1668 375,000	19 42
BT51264	320 12.5984	440 17.3228	95 3.7402	3.0 .120	325 12.80	435 17.13	859 193,000	2758 620,000	46 100
BT51168	340 13.3858	420 16.5354	64 2.5197	2.0 .080	344 13.54	416 16.38	534 120,000	1668 375,000	21 45
BT51268	340 13.3858	460 18.1102	96 3.7795	3.0 .120	345 13.58	455 17.91	890 200,000	2847 640,000	49 107
BT51172	360 14.1732	440 17.3228	65 2.5591	2.0 .080	364 14.33	436 17.17	565 127,000	1846 415,000	22 49

## AMERICAN ROLLER BEARINGS®

### BT - BALL THRUST, METRIC CONTINUED

BEARING NUMBER	BORE	O.D.	HEIGHT	MAX. FILLET RADIUS	LG. BORE PLATE I.D.	SM. BORE PLATE O.D.	DYNAMIC CAPACITY	STATIC CAPACITY	BRG. WT.
	B	D	H	R	b	d	C	Co	M
	mm/IN	mm/IN	mm/IN	mm/IN	mm/IN	mm/IN	kN/LBS	kN/LBS	kg/LBS
BT51272	360	500	110	4.1	365.0	495.0	1032	3625	70
	14.1732	19.6850	4.3307	.160	14.370	19.488	232,000	815,000	154
BT51176	380	460	65	2.0	384.0	456.0	587	2002	23
	14.9606	18.1102	2.5591	.080	15.118	17.953	132,000	450,000	51
BT51180	400	480	65	2.0	404.0	476.0	609	2113	24
	15.7480	18.8976	2.5591	.080	15.906	18.740	137,000	475,000	53
BT51184	420	500	65	2.0	424.0	495.0	623	2269	26
	16.5354	19.6850	2.5591	.080	16.693	19.488	140,000	510,000	57
BT51188	440	540	80	2.2	444.0	535.0	738	2758	42
	17.3228	21.2598	3.1496	.085	17.480	21.063	166,000	620,000	93
BT51192	460	560	80	2.2	464.0	555.0	770	2802	44
	18.1102	22.0472	3.1496	.085	18.268	21.850	173,000	630,000	97
BT51196	480	580	80	2.2	484.0	575.0	770	2914	46
	18.8976	22.8346	3.1496	.085	19.055	22.638	173,000	655,000	101
BT511/500	500	600	80	2.2	505.0	595.0	783	3069	47
	19.6850	23.6220	3.1496	.085	19.882	23.425	176,000	690,000	104
BT511/530	530	640	85	3.0	535.0	635.0	872	3625	59
	20.8661	25.1969	3.3465	.120	21.063	25.000	196,000	815,000	130

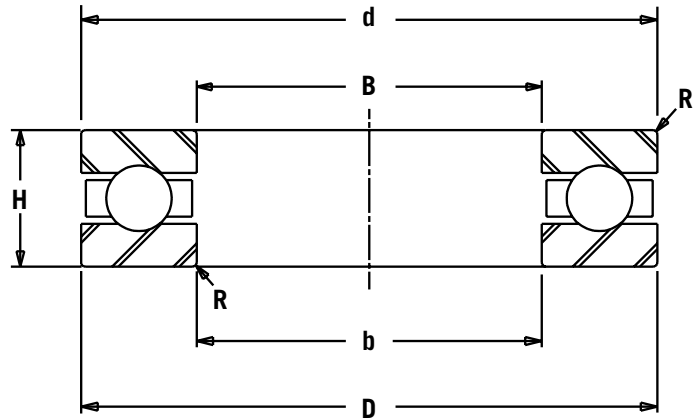
### BT - BALL THRUST, INCH

BEARING NUMBER	BORE	O.D.	HEIGHT	MAX. FILLET RADIUS	LG. BORE PLATE I.D.	SM. BORE PLATE O.D.	DYNAMIC CAPACITY	STATIC CAPACITY	BRG. WT.
	B	D	H	R	b	d	C	Co	M
	IN/mm	IN/mm	IN/mm	IN/mm	IN/mm	IN/mm	LBS/kN	LBS/kN	LBS/kg
80BT346	8.0000	11.0000	2.2500	.125	8.000	11.000	89,000	309,000	19
	203.200	279.400	57.150	3.1	203.20	279.40	396	1374	9
80BT347	8.0000	11.6250	3.0000	.250	8.000	11.625	113,000	382,000	35
	203.200	295.275	76.200	6.4	203.20	295.28	503	1699	16
80BT348	8.0000	14.3750	5.6250	.250	8.000	14.375	220,000	550,000	124
	203.200	365.125	142.875	6.4	203.20	365.13	979	2447	56
82BT390	8.2500	11.2500	2.2500	.125	8.250	11.250	76,200	278,000	20
	209.550	285.750	57.150	3.1	209.55	285.75	339	1237	9
85BT391	8.5000	11.5000	2.2500	.125	8.500	11.500	78,400	289,000	22
	215.900	292.100	57.150	3.1	215.90	292.10	349	1286	10
87BT392	8.7500	11.7500	2.2500	.125	8.750	11.750	80,000	300,000	21
	222.250	298.450	57.150	3.1	222.25	298.45	356	1334	9
90BT393	9.0000	12.0000	2.2500	.125	9.000	12.000	99,500	365,000	21
	228.600	304.800	57.150	3.1	228.60	304.80	443	1624	10
90BT394	9.0000	13.1250	3.5000	.250	9.000	13.125	163,000	490,000	50
	228.600	333.375	88.900	6.4	228.60	333.38	725	2180	22
90BT395	9.0000	16.6250	6.7500	.250	9.000	16.625	290,000	800,000	220
	228.600	422.275	171.450	6.4	228.60	422.28	1290	3559	100

Continued on next page.

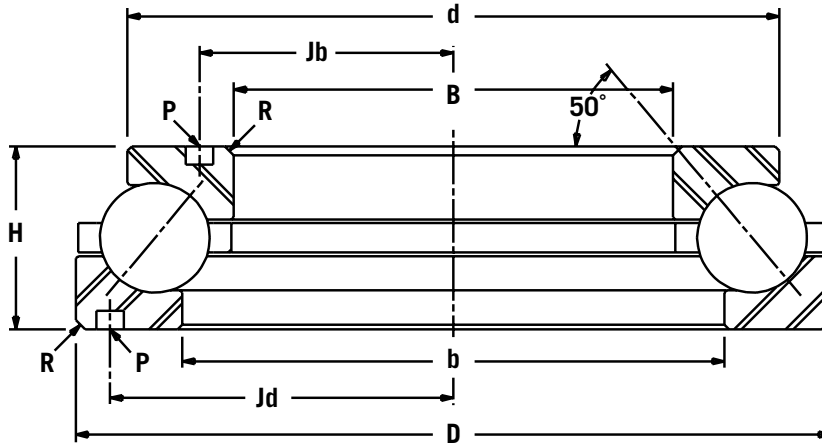
## AMERICAN ROLLER BEARINGS®

TYPE BT



BEARING NUMBER	BORE	O.D.	HEIGHT	MAX. FILLET RADIUS	LG. BORE PLATE I.D.	SM. BORE PLATE O.D.	DYNAMIC CAPACITY	STATIC CAPACITY	BRG. WT.
	B	D	H	R	b	d	C	Co	M
	IN/mm	IN/mm	IN/mm	IN/mm	IN/mm	IN/mm	LBS/kN	LBS/kN	LBS/kg
92BT430	9.2500 234.950	12.2500 311.150	2.2500 57.150	.125 3.1	9.250 234.95	12.250 311.15	82,000 365	310,000 1379	22 10
95BT431	9.5000 241.300	12.5000 317.500	2.2500 57.150	.125 3.1	9.500 241.30	12.500 317.50	82,500 367	312,000 1388	24 11
97BT432	9.7500 247.650	12.7500 323.850	2.2500 57.150	.125 3.1	9.750 247.65	12.750 323.85	84,400 375	322,000 1432	23 10.2
100BT433	10.0000 254.000	13.5000 342.900	2.2500 57.150	.250 6.4	10.000 254.00	13.500 342.90	96,800 431	350,000 1557	30 13
100BT437	10.0000 254.000	14.6250 371.475	4.0000 101.600	.250 6.4	10.000 254.00	14.625 371.48	190,000 845	550,000 2447	75 34
105BT470	10.5000 266.700	13.0000 330.200	2.1250 53.975	.250 6.4	10.500 266.70	13.000 330.20	58,000 258	243,000 1081	19 8
105BT471	10.5000 266.700	14.0000 355.600	2.2500 57.150	.250 6.4	10.500 266.70	14.000 355.60	108,000 480	408,000 1815	31 14
110BT472	11.0000 279.400	14.5000 368.300	2.2500 57.150	.250 6.4	11.000 279.40	14.500 368.30	109,000 485	422,000 1877	32 15
110BT473	11.0000 279.400	15.8750 403.225	4.2500 107.950	.250 6.4	11.000 279.40	15.875 403.23	232,000 1032	600,000 2669	91 41
115BT510	11.5000 292.100	15.0000 381.000	2.2500 57.150	.250 6.4	11.500 292.10	15.000 381.00	112,000 498	436,000 1939	33 15
120BT511	12.0000 304.800	15.5000 393.700	2.2500 57.150	.250 6.4	12.000 304.80	15.500 393.70	114,000 507	450,000 2002	35 16
120BT512	12.0000 304.800	17.3750 441.325	4.5000 114.300	.250 6.4	12.000 304.80	17.375 441.33	265,000 1179	670,000 2980	118 54
125BT550	12.5000 317.500	16.0000 406.400	2.2500 57.150	.250 6.4	12.500 317.50	16.000 406.40	117,000 520	464,000 2064	36 16
130BT551	13.0000 330.200	16.5000 419.100	2.5000 63.500	.250 6.4	13.000 330.20	16.500 419.10	141,000 627	555,000 2469	40 18
135BT580	13.5000 342.900	17.0000 431.800	2.5000 63.500	.250 6.4	13.500 342.90	17.000 431.80	144,000 641	574,000 2553	43 19
140BT581	14.0000 355.600	17.5000 444.500	2.5000 63.500	.250 6.4	14.000 355.60	17.500 444.50	146,000 649	590,000 2624	42 19
150BT610	15.0000 381.000	19.0000 482.600	2.5000 63.500	.250 6.4	15.000 381.00	19.000 482.60	148,000 658	600,000 2669	55 25
160BT640	16.0000 406.400	20.0000 508.000	2.5000 63.500	.250 6.4	16.000 406.40	20.000 508.00	152,000 676	624,000 2776	58 26

# AMERICAN ROLLER BEARINGS®

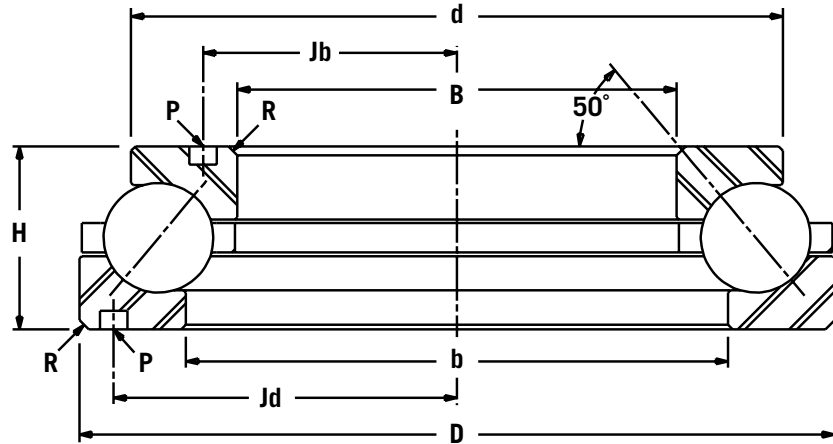


**TYPE AB**

BEARING NUMBER	BEARING BORE	BEARING O.D.	STACK HEIGHT	MAX. FILLET	TOP PLATE	BOTTOM PLATE	DOWEL PIN HOLE			DYNAMIC CAPACITY	STATIC CAPACITY	BRG. WT.
	B	D	H	R	O.D.	BORE	DIA.	RADIUS TO CTR. LINE		Ca	Co	M
	IN/mm	IN/mm	IN/mm	IN/mm	IN/mm	IN/mm	IN/mm	IN/mm	IN/mm	LBS/kN	LBS/kN	LBS/kg
120AB700	12.0000	16.0000	2.250	.120	14.50	13.50	0.375	6.50	7.50	96,500	360,000	41
	304.800	406.400	57.150	3.05	368.30	342.90	9.525	165.10	190.50	429	1601	19
146AB660	14.6250	18.7500	2.250	.190	17.56	15.81	-	-	-	126,000	510,000	50
	371.475	476.250	57.150	4.83	446.07	401.62	-	-	-	560	2269	23
150AB701	15.0000	20.5000	3.312	.190	19.00	16.50	0.500	8.12	9.62	162,000	606,000	111
	381.000	520.700	84.125	4.83	482.60	419.10	12.700	206.25	244.35	721	2696	50
167AB702	16.8125	22.2500	2.750	.125	20.31	18.25	-	-	-	160,000	640,000	39
	427.038	565.150	69.850	3.18	515.92	463.55	-	-	-	712	2847	18
170AB500	17.0000	25.0000	3.500	.310	22.50	19.25	0.500	9.25	11.75	255,000	987,000	198
	431.800	635.000	88.900	7.87	571.50	488.95	12.700	234.95	298.45	1,134	4390	90
180AB605	18.000	24.625	3.625	.120	21.63	20.00	0.625	9.75	11.25	290,000	1,080,000	173
	457.200	625.475	92.075	3.05	549.28	508.00	15.875	247.65	285.75	1,290	4804	78
192AB607	19.2500	29.2500	5.000	.250	25.00	23.50	-	-	-	450,000	1,600,000	400
	488.950	742.950	127.000	6.35	635.00	596.90	-	-	-	2,002	7117	181
195AB470	19.5000	23.0000	2.250	.120	22.50	20.00	0.375	10.19	11.06	130,000	580,000	63
	495.300	584.200	57.150	3.05	571.50	508.00	9.525	258.83	280.92	578	2580	28
200AB850	20.0000	27.7500	4.625	.250	24.75	22.25	0.625	10.88	13.00	304,000	1,160,000	281
	508.000	704.850	117.475	6.35	628.65	565.15	15.875	276.35	330.20	1352	5160	127
201AB615	20.1250	24.7500	2.625	.120	23.25	21.63	0.500	10.56	11.81	176,000	745,000	92
	511.175	628.650	66.675	3.05	590.55	549.28	12.700	268.22	299.97	783	3314	42
202AB620	20.2500	27.7500	4.500	.250	24.50	22.25	0.812	11.00	12.88	350,000	1,330,000	270
	514.350	704.850	114.300	6.35	622.30	565.15	20.625	279.40	327.15	1557	5916	122
227AB302	22.7500	30.5000	4.625	.250	27.75	24.50	0.812	12.25	14.38	380,000	1,500,000	330
	577.850	774.700	117.475	6.35	704.85	622.30	20.625	311.15	365.25	1690	6672	150
233AB303	23.3750	31.1250	4.625	.250	28.38	25.63	0.875	12.62	14.56	390,000	1,550,000	332
	593.725	790.575	117.475	6.35	720.73	650.88	22.225	320.55	369.82	1735	6895	151
238AB304	23.8750	33.3750	5.250	.250	29.13	27.13	0.875	12.88	15.62	494,000	1,900,000	469
	606.425	847.725	133.350	6.35	739.78	688.98	22.225	327.15	396.75	2197	8452	213
240AB715	24.0000	33.5000	5.250	.125	29.25	27.25	-	-	-	560,000	2,180,000	470
	609.600	850.900	133.350	3.18	742.95	692.15	-	-	-	2491	9697	213
245AB716	24.5000	30.2500	3.250	.120	28.88	26.79	0.500	12.75	14.62	190,000	855,000	168
	622.300	768.350	82.550	3.05	733.43	680.47	12.700	323.85	371.35	845	3803	76

## AMERICAN ROLLER BEARINGS®

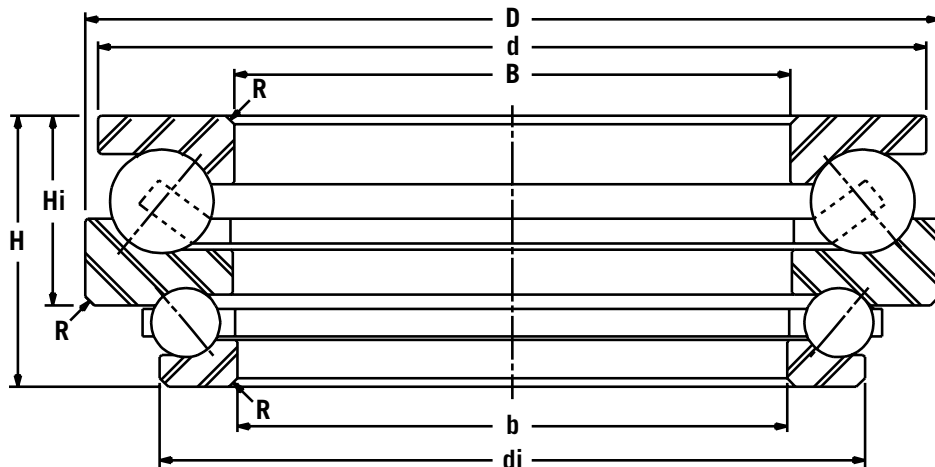
TYPE AB



BEARING NUMBER	BEARING BORE	BEARING O.D.	STACK HEIGHT	MAX. FILLET	TOP PLATE	BOTTOM PLATE	DOWEL PIN HOLE			DYNAMIC CAPACITY	STATIC CAPACITY	BRG. WT.
	B	D	H	R	O.D.	BORE	DIA.	RADIUS TO CTR. LINE		Ca	Co	M
	IN/mm	IN/mm	IN/mm	IN/mm	IN/mm	IN/mm	IN/mm	IN/mm	IN/mm	LBS/kN	LBS/kN	LBS/kg
245AB612	24.5000	32.7500	4.625	.250	29.25	26.75	0.625	13.00	15.62	395,000	1,570,000	363
	622.300	831.850	117.475	6.35	742.95	679.45	15.875	330.20	396.75	1757	6984	165
252AB505	25.2500	31.2500	3.500	.250	29.38	27.88	0.500	13.50	14.81	290,000	1,210,000	197
	641.350	793.750	88.900	6.35	746.13	708.03	12.700	342.90	376.17	1290	5382	89
260AB635	26.0000	35.2500	5.250	.250	31.13	28.63	0.812	14.00	16.62	535,000	2,150,000	500
	660.400	895.350	133.350	6.35	790.58	727.08	20.625	355.60	422.15	2380	9564	227
262AB502	26.2870	36.0000	5.000	.250	31.75	30.25	-	-	-	446,000	1,780,000	510
	667.690	914.400	127.000	6.35	806.45	768.35	-	-	-	1984	7918	231
285AB705	28.5000	38.5000	6.625	.250	34.50	32.50	-	-	-	696,000	2,810,000	740
	723.900	977.900	168.275	6.35	876.30	825.50	-	-	-	3096	12499	336
302AB510	30.2500	36.2500	3.500	.250	34.38	32.88	0.500	16.06	17.31	320,000	1,400,000	232
	768.350	920.750	88.900	6.35	873.13	835.03	12.700	407.92	439.67	1423	6227	105
302AB624	30.2500	39.6250	5.500	.250	35.50	33.00	0.875	16.12	18.75	575,000	2,375,000	598
	768.350	1006.475	139.700	6.35	901.70	838.20	22.225	409.45	476.25	2558	10564	271
309AB707	30.9375	37.5000	3.750	.250	34.75	33.75	0.625	16.38	17.88	245,000	950,000	260
	785.813	952.500	95.250	6.35	882.65	857.25	15.875	416.05	454.15	1090	4226	118
310AB503	31.0000	39.6250	5.000	.250	35.75	33.50	-	-	-	475,000	1,970,000	507
	787.400	1006.475	127.000	6.35	908.05	850.90	-	-	-	2113	8763	230
310AB625	31.0000	40.3750	5.500	.250	36.13	35.19	0.875	16.62	19.12	580,000	2,450,000	581
	787.400	1025.525	139.700	6.35	917.58	893.78	22.225	422.15	485.65	2580	10898	264
317AB307	31.7500	40.3750	5.000	.250	36.75	34.38	0.875	16.81	18.75	580,000	2,450,000	531
	806.450	1025.525	127.000	6.35	933.45	873.13	22.225	426.97	476.25	2580	10898	241
402AB717	40.2500	46.5000	3.500	.250	44.63	42.13	0.750	20.88	22.50	380,000	1,820,000	326
	1022.350	1181.100	88.900	6.35	1133.48	1069.98	19.050	530.35	571.50	1690	8096	148
410AB718	41.0000	49.6250	5.000	.250	46.81	43.81	0.750	21.44	23.88	690,000	3,150,000	681
	1041.400	1260.475	127.000	6.35	1189.02	1112.82	19.050	544.58	606.55	3069	14012	309
420AB721	42.0000	50.6250	5.000	.250	47.81	44.81	0.875	22.06	24.25	700,000	3,150,000	695
	1066.800	1285.875	127.000	6.35	1214.42	1138.22	22.225	560.32	615.95	3114	14012	315
530AB719	53.0000	59.7500	4.125	.250	57.38	55.38	0.875	27.38	28.88	412,000	2,040,000	507
	1346.200	1517.650	104.775	6.35	1457.33	1406.53	22.225	695.45	733.55	1833	9074	230
540AB720	54.0000	63.7500	5.500	.250	58.88	58.88	0.875	28.12	30.75	816,000	4,060,000	1059
	1371.600	1619.250	139.700	6.35	1495.55	1495.55	22.225	714.25	781.05	3630	18060	480

Continued on next page.

## AMERICAN ROLLER BEARINGS®



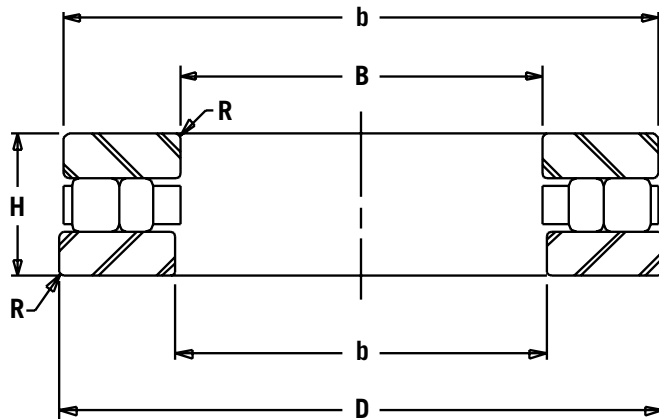
TYPE ABD

BEARING NUMBER	TOP PLATE BORE	BOTTOM PLATE BORE	BEARING O.D.	STACK HEIGHT	PARTIAL STACK HEIGHT	MAX. FILLET	TOP PLATE O.D.	BOT. PLATE O.D.	UPPER BEARING		LOWER BEARING		BRG. WT.
	B	b	D	H	H1	R	d	di	Ca	Coa	Ca	Coa	M
	IN/mm	IN/mm	IN/mm	IN/mm	IN/mm	IN/mm	IN/mm	IN/mm	LBS/kN	LBS/kN	LBS/kN	LBS/kN	LBS/kg
200ABD722	20.0000	20.0000	29.2500	6.750	5.000	.250	26.75	23.13	350,000	1,200,000	145,000	520,000	391
	508.000	508.000	742.950	171.450	127.000	6.35	679.45	587.38	1,557	5,338	645	2313	177
202ABD723	20.2500	20.1250	27.7500	6.250	4.500	.250	24.50	23.25	330,000	1,200,000	232,100	844,000	294
	514.350	511.175	704.850	158.750	114.300	6.35	622.30	590.55	1,468	5,338	1032	3754	133
235ABD724	23.5000	23.2500	33.0000	7.250	5.500	.250	30.50	26.63	444,000	1,710,000	214,000	820,000	543
	596.900	590.550	838.200	184.150	139.700	6.35	774.70	676.40	1,975	7,606	952	3648	246
245ABD725	24.5000	24.3750	32.1250	6.250	4.500	.250	28.75	27.50	370,000	1,450,000	255,000	995,000	347
	622.300	619.125	815.975	158.750	114.300	6.35	730.25	698.50	1,646	6,450	1134	4426	157
266ABD726	26.6250	26.5000	36.0000	7.625	5.625	.250	34.50	31.00	560,000	1,920,000	415,000	1,420,000	654
	676.275	673.100	914.400	193.675	142.875	6.35	876.30	787.40	2,491	8,541	1846	6316	297
305ABD727	30.5000	30.2500	38.2500	6.250	4.500	.250	34.88	33.38	425,000	1,750,000	295,000	1,200,000	429
	774.700	768.350	971.550	158.750	114.300	6.35	885.83	847.85	1,890	7,784	1312	5338	195
312ABD728	31.2500	31.0000	39.6250	7.875	5.500	.250	39.38	35.50	560,000	2,400,000	378,000	1,620,000	717
	793.750	787.400	1006.475	200.025	139.700	6.35	1000.25	901.70	2,491	10,676	1681	7206	325
405ABD729	40.5000	40.3750	48.5000	6.250	4.500	.250	45.00	43.50	500,000	2,250,000	335,000	1,500,000	561
	1028.700	1025.525	1231.900	158.750	114.300	6.35	1143.0	1104.9	2,224	10,008	1490	6672	254
412ABD730	41.2500	41.0000	49.6250	7.875	5.500	.250	49.38	45.50	628,000	2,800,000	415,000	1,850,000	920
	1047.750	1041.400	1260.475	200.025	139.700	6.35	1254.13	1155.70	2,793	12,455	1846	8229	417
541ABD731	54.1250	54.0000	62.8750	9.750	6.625	.250	60.50	58.63	800,000	4,000,000	500,000	2,500,000	1443
	1374.775	1371.600	1597.025	247.650	168.275	6.35	1536.7	1489.2	3,559	17,793	2224	11121	655

# CYLINDRICAL ROLLER THRUST, METRIC

## AMERICAN ROLLER BEARINGS®

TYPE TP



BEARING NUMBER	BORE	O.D.	HEIGHT	MAX. FILLET RADIUS	LG. BORE PLATE I.D.	SM. BORE PLATE O.D.	DYNAMIC CAPACITY	STATIC CAPACITY	BEARING WEIGHT
	B	D	H	R	b	d	C	Co	M
	mm/IN	mm/IN	mm/IN	mm/IN	mm/IN	mm/IN	kN/LBS	kN/LBS	kg/LBS
TP81224	120	170	39	1.0	123.0	170.0	245	965	3
	4.7244	6.6929	1.5354	.040	4.843	6.693	55,100	217,000	7
TP89424	120	250	78	4.1	123.0	250.0	930	3900	21
	4.7244	9.8425	3.0709	.160	4.843	9.842	209,100	876,800	46
TP81226	130	190	45	1.5	133.0	187.0	335	1250	5
	5.1181	7.4803	1.7717	.060	5.236	7.362	75,400	281,100	10
TP89426	130	270	85	4.1	134.0	270.0	1070	4500	26
	5.1181	10.6299	3.3465	.160	5.276	10.630	240,600	1,011,700	58
TP81228	140	200	46	1.5	143.0	197.0	365	1400	5
	5.5118	7.8740	1.8110	.060	5.630	7.756	82,100	314,800	11
TP89428	140	280	85	4.1	144.0	280.0	1100	4800	28
	5.5118	11.0236	3.3465	.160	5.669	11.024	247,300	1,079,100	61
TP81230	150	215	50	1.5	153.0	212.0	475	1900	7
	5.9055	8.4646	1.9685	.060	6.024	8.346	106,800	427,200	16
TP89330	150	250	60	2.1	154.0	250.0	715	3560	13
	5.9055	9.8425	2.3622	.083	6.063	9.843	160,800	800,400	29
TP89430	150	300	90	4.1	154.0	300.0	1250	5600	34
	5.9055	11.8110	3.5433	.160	6.063	11.811	281,100	1,259,000	74
TP81232	160	225	51	1.5	163.0	222.0	480	2000	6
	6.2992	8.8583	2.0079	.060	6.417	8.740	108,000	449,700	14
TP89332	160	270	67	3.0	164.0	270.0	845	4300	18
	6.2992	10.6299	2.6378	.120	6.457	10.630	190,000	966,700	39
TP89432	160	320	95	5.1	164.0	320.0	1430	6400	40
	6.2992	12.5984	3.7402	.200	6.457	12.598	321,500	1,438,800	89
TP81234	170	240	55	1.5	173.0	237.0	540	2280	8
	6.6929	9.4488	2.1654	.060	6.811	9.331	121,400	512,600	17
TP89334	170	280	67	3.0	174.0	280.0	850	4200	18
	6.6929	11.0236	2.6378	.120	6.850	11.024	191,100	944,300	41
TP89434	170	340	103	5.1	174.0	340.0	1600	7150	49
	6.6929	13.3858	4.0551	.200	6.850	13.386	359,700	1,607,400	109

THRUST  
BEARINGS



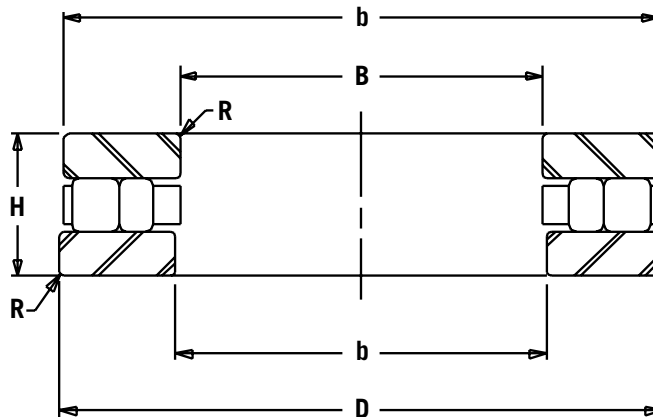
## AMERICAN ROLLER BEARINGS®

BEARING NUMBER	BORE	O.D.	HEIGHT	MAX. FILLET RADIUS	LG. BORE PLATE I.D.	SM. BORE PLATE O.D.	DYNAMIC CAPACITY	STATIC CAPACITY	BEARING WEIGHT
	B	D	H	R	b	d	C	Co	M
	mm/IN	mm/IN	mm/IN	mm/IN	mm/IN	mm/IN	kN/LBS	kN/LBS	kg/LBS
TP81236	180	250	56	1.5	183.0	247.0	560	2400	9
	7.0866	9.8425	2.2047	.060	7.205	9.724	125,900	539,600	19
TP89336	180	300	73	3.0	184.0	300.0	1030	5100	23
	7.0866	11.8110	2.8740	.120	7.244	11.811	231,600	1,146,600	51
TP89436	180	360	109	5.1	184.0	360.0	1780	8000	59
	7.0866	14.1732	4.2913	.200	7.244	14.173	400,200	1,798,500	28
TP81238	190	270	62	2.0	194.0	267.0	695	2900	11
	7.4803	10.6299	2.4409	.080	7.638	10.512	156,300	652,000	23
TP89338	190	320	78	4.1	195.0	320.0	1200	5800	28
	7.4803	12.5984	3.0709	.160	7.677	12.598	269,800	1,303,900	63
TP89438	190	380	115	5.1	195.0	380.0	1960	8900	69
	7.4803	14.9606	4.5276	.200	7.677	14.961	440,700	2,000,900	152
TP81140	200	250	37	1.0	203.0	247.0	319	1540	4
	7.8740	9.8425	1.4567	.040	7.992	9.724	71,800	346,300	9
TP81240	200	280	62	2.0	204.0	277.0	725	3100	12
	7.8740	11.0236	2.4409	.080	8.031	10.906	163,000	697,000	26
TP89340	200	340	85	4.1	203.6	340.0	1300	6500	75
	7.8740	13.3858	3.3465	.160	8.017	13.386	292,300	1,461,300	165
TP89440	200	400	122	5.1	203.6	400.0	2135	9970	81
	7.8740	15.7480	4.8031	.200	8.017	15.748	480,000	2,241,400	178
TP81144	220	270	37	1.0	223.0	267.0	350	1800	5
	8.6614	10.6299	1.4567	.040	8.780	10.512	78,700	404,700	10
TP81244	220	300	63	2.0	224.0	297.0	750	3350	13
	8.6614	11.8110	2.4803	.080	8.819	11.693	168,700	753,200	29
TP89444	220	420	122	6.1	225.0	420.0	2320	11200	87
	8.6614	16.5354	4.8031	.240	8.858	16.535	521,600	2,517,900	191
TP81148	240	300	45	1.5	243.0	297.0	480	2400	7
	9.4488	11.8110	1.7717	.060	9.567	11.693	108,000	539,600	16
TP81248	240	340	78	2.0	244.0	335.0	1100	4850	22
	9.4488	13.3858	3.0709	.080	9.606	13.189	247,300	1,090,400	49
TP89348	240	380	85	4.1	245.0	380.0	1490	8000	41
	9.4488	14.9606	3.3465	.160	9.646	14.961	335,000	1,798,500	90
TP89448	240	440	122	6.1	245.0	440.0	2400	12000	92
	9.4488	17.3228	4.8031	.240	9.646	17.323	539,600	2,697,800	202
TP81152	260	320	45	1.5	263.0	317.0	500	2600	8
	10.2362	12.5984	1.7717	.060	10.354	12.480	112,500	584,600	17
TP81252	260	360	79	2.0	264.0	355.0	1130	5300	24
	10.2362	14.1732	3.1102	.080	10.394	13.976	254,100	1,191,500	53
TP89452	260	480	132	6.1	265.0	500.0	2850	14300	119
	10.2362	18.8976	5.1969	.240	10.433	18.898	640,800	3,214,800	262
TP81156	280	350	53	1.5	283.0	347.0	680	3550	11
	11.0236	13.7795	2.0866	.060	11.142	13.661	152,900	798,100	23
TP81256	280	380	80	2.0	284.0	375.0	1160	5400	26
	11.0236	14.9606	3.1496	.080	11.181	14.764	260,800	1,214,000	57
TP89456	280	520	145	6.1	285.0	520.0	3400	16900	154
	11.0236	20.4724	5.7087	.240	11.220	20.472	764,400	3,799,300	340

# CYLINDRICAL ROLLER THRUST, METRIC

## AMERICAN ROLLER BEARINGS®

TYPE TP



BEARING NUMBER	BORE	O.D.	HEIGHT	MAX. FILLET RADIUS	LG. BORE PLATE I.D.	SM. BORE PLATE O.D.	DYNAMIC CAPACITY	STATIC CAPACITY	BEARING WEIGHT
	B	D	H	R	b	d	C	Co	M
	mm/IN	mm/IN	mm/IN	mm/IN	mm/IN	mm/IN	kN/LBS	kN/LBS	kg/LBS
TP81160	300	380	62	2.0	304.0	376.0	845	4300	17
	11.8110	14.9606	2.4409	.080	11.969	14.803	190,000	966,700	36
TP81260	300	420	95	2.5	304.0	415.0	1530	7000	41
	11.8110	16.5354	3.7402	.100	11.969	16.339	344,000	1,573,700	89
TP89460	300	540	145	6.1	305.0	540.0	3625	18460	161
	11.8110	21.2598	5.7087	.240	12.008	21.260	815,000	4,150,000	355
TP81164	320	400	63	2.0	324.0	396.0	880	4600	18
	12.5984	15.7480	2.4803	.080	12.756	15.591	197,900	1,034,200	40
TP81264	320	440	95	2.5	325.0	435.0	1550	7200	43
	12.5984	17.3228	3.7402	.100	12.795	17.126	348,500	1,618,700	94
TP89464	320	580	155	7.6	325.0	580.0	3900	20000	201
	12.5984	22.8346	6.1024	.300	12.795	22.835	876,800	4,496,300	443
TP81168	340	420	65	2.0	344.0	416.0	890	5000	20
	13.3858	16.5354	2.5591	.080	13.543	16.378	200,100	1,124,100	43
TP81268	340	460	96	2.5	345.0	455.0	1630	7900	47
	13.3858	18.1102	3.7795	.100	13.583	17.913	366,500	1,776,000	104
TP89468	340	620	170	7.6	345.0	620.0	4450	23500	254
	13.3858	24.4094	6.6929	.300	13.583	24.409	1,000,500	5,283,100	560
TP81172	360	440	65	2.0	364.0	435.8	900	4800	20
	14.1732	17.3228	2.5591	.080	14.331	17.156	202,400	1,079,100	43
TP81272	360	500	110	3.0	365.0	495.0	2150	10200	66
	14.1732	19.6850	4.3307	.120	14.370	19.488	483,400	2,293,100	144
TP89472	360	640	170	7.6	365.0	640.0	4600	24800	264
	14.1732	25.1969	6.6929	.300	14.370	25.197	1,034,200	5,575,300	582
TP81176	380	460	65	2.0	384.0	456.0	925	5200	22
	14.9606	18.1102	2.5591	.080	15.118	17.953	208,000	1,169,100	49
TP81276	380	520	112	3.0	385.0	515.0	2200	10700	70
	14.9606	20.4724	4.4094	.120	15.157	20.276	494,600	2,405,500	154
TP89476	380	670	176	7.6	385.0	670.0	5080	27200	295
	14.9606	26.3780	6.9291	.300	15.157	26.378	1,140,000	6,100,000	650

THRUST  
BEARINGS

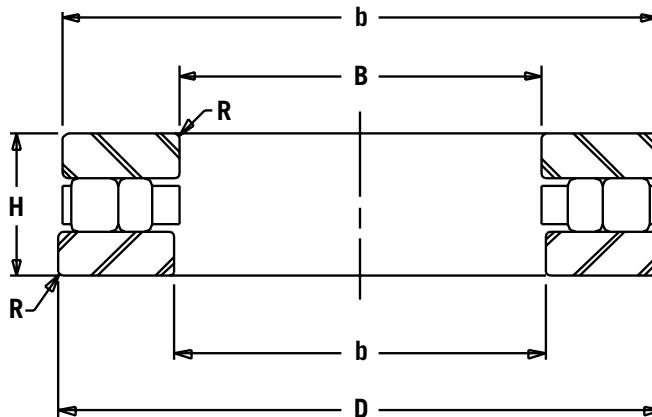
## AMERICAN ROLLER BEARINGS®

BEARING NUMBER	BORE	O.D.	HEIGHT	MAX. FILLET RADIUS	LG. BORE PLATE I.D.	SM. BORE PLATE O.D.	DYNAMIC CAPACITY	STATIC CAPACITY	BRG. WT.
	B	D	H	R	b	d	C	Co	M
	mm/IN	mm/IN	mm/IN	mm/IN	mm/IN	mm/IN	kN/LBS	kN/LBS	kg/LBS
TP81180	400 15.7480	480 18.8976	65 2.5591	2.0 .080	404.0 15.906	476.0 18.740	965 217,000	5499 1,236,300	23 51
TP81280	400 15.7480	540 21.2598	112 4.4094	3.0 .120	405.0 15.945	535.0 21.063	2240 503,600	11000 2,473,000	73 161
TP89480	400 15.7480	710 27.9528	185 7.2835	7.6 .300	405.0 15.945	710.0 27.953	5650 1,270,200	30200 6,789,300	352 776
TP81184	420 16.5354	500 19.6850	65 2.5591	2.0 .080	424.0 16.693	495.0 19.488	980 220,400	5800 1,303,900	24 53
TP81284	420 16.5354	580 22.8346	132 5.1969	4.1 .160	425.0 16.733	575.0 22.638	2850 640,800	13600 3,057,500	96 211
TP89484	420 16.5354	730 28.7402	185 7.2835	7.6 .300	425.0 16.733	730.0 28.740	5960 1,339,900	32600 7,328,900	365 805
TP81188	440 17.3228	540 21.2598	80 3.1496	2.0 .080	444.0 17.480	535.0 21.063	1430 321,500	7900 1,776,000	40 87
TP81288	440 17.3228	600 23.6220	130 5.1181	4.1 .160	445.0 17.520	595.7 23.452	2900 652,000	14300 3,214,800	110 243
TP89488	440 17.3228	780 30.7087	206 8.1102	9.5 .375	445.1 17.523	780.0 30.709	6480 1,456,800	36100 8,115,700	475 1047
TP81192	460 18.1102	560 22.0472	80 3.1496	2.0 .080	462.5 18.208	555.0 21.850	1450 326,000	8400 1,888,500	43 95
TP81292	460 18.1102	620 24.4094	130 5.1181	4.1 .160	465.0 18.307	615.0 24.213	2900 652,000	13400 3,012,500	118 260
TP81196	480 18.8976	580 22.8346	80 3.1496	2.0 .080	484.0 19.055	575.0 22.638	1460 328,300	8700 1,955,900	43 95
TP81296	480 18.8976	650 25.5906	135 5.3150	4.1 .160	485.0 19.095	645.0 25.394	3340 750,900	17100 3,844,300	128 282
TP811/500	500 19.6850	600 23.6220	80 3.1496	2.1 .083	505 19.882	595 23.425	1600 359,700	88000 19,783,300	45 99
TP812/500	500 19.6850	670 26.3780	135 5.3150	5.0 .200	505 19.882	655 25.787	3300 695,000	16600 3,485,000	140 309
TP894/500	500 19.6850	870 34.2520	224 8.8189	9.5 .140	505 19.882	870 34.252	8050 1,810,000	46000 10,340,000	630 1389
TP811/530	530 20.8661	640 25.1969	36 1.4173	3.0 .120	535 21.063	635 25.000	1700 370,000	10500 2,135,000	56 123
TP812/530	530 20.8661	710 27.9528	140 5.5118	5.0 .200	535 21.063	705 27.756	3650 800,000	18600 4,092,000	164 362
TP811/560	560 22.0472	670 26.3780	85 3.3465	3.0 .120	565 22.244	665 26.181	1750 378,000	11000 2,470,000	60 132
TP812/560	560 22.0472	750 29.5276	150 5.9055	3.0 .120	565 22.244	745 29.331	3700 831,800	20 4,400	194 428
TP811/600	600 23.6220	710 27.9528	85 3.3465	3.0 .120	605 23.819	705 27.756	1800 404,700	11600 2,607,800	63 139
TP812/600	600 23.6220	800 31.4961	150 5.9055	5.0 .200	605 23.819	795 31.299	4400 989,200	24000 5,395,500	238 525

# CYLINDRICAL ROLLER THRUST, INCH

## AMERICAN ROLLER BEARINGS®

TYPE TP



BEARING NUMBER	BORE	O.D.	HEIGHT	MAX. FILLET RADIUS	LG. BORE PLATE I.D.	SM. BORE PLATE O.D.	DYNAMIC CAPACITY	STATIC CAPACITY	BEARING WEIGHT
	B	D	H	R	b	d	C	Co	M
	IN/mm	IN/mm	IN/mm	IN/mm	IN/mm	IN/mm	LBS/kN	LBS/kN	LBS/kg
TP130	3.0000 76.200	6.0000 152.400	1.3750 34.925	.062 1.5	3.062 77.77	5.937 150.80	76,500 340	236,000 1050	7.3 3.3
TP131	3.0000 76.200	7.0000 177.800	1.3750 34.925	.062 1.5	3.062 77.77	6.937 176.20	93,000 414	340,000 1512	11 5
TP132	3.0000 76.200	8.0000 203.200	1.3750 34.925	.062 1.5	3.062 77.77	7.937 201.60	116,000 516	475,000 2113	14.7 6.7
TP133	3.0000 76.200	9.0000 228.600	1.3750 34.925	.062 1.5	3.062 77.77	8.937 227.00	143,000 636	585,000 2602	19 8.5
TP134	4.0000 101.600	7.0000 177.800	1.7500 44.450	.062 1.5	4.062 103.17	6.937 176.20	94,000 418	305,000 1357	11.4 5
TP135	4.0000 101.600	8.0000 203.200	1.7500 44.450	.062 1.5	4.062 103.17	7.937 201.60	132,000 587	440,000 1957	16.6 7.5
TP136	4.0000 101.600	9.0000 228.600	1.7500 44.450	.062 1.5	4.062 103.17	8.937 227.00	153,000 681	610,000 2713	22.4 10
TP137	4.0000 101.600	10.0000 254.000	1.7500 44.450	.062 1.5	4.062 103.17	9.937 252.40	200,000 890	750,000 3336	29 13
TP138	5.0000 127.000	8.0000 203.200	1.7500 44.450	.062 1.5	5.062 128.57	7.937 201.60	118,000 525	400,000 1779	13.5 6
TP139	5.0000 127.000	9.0000 228.600	1.7500 44.450	.062 1.5	5.062 128.57	8.937 227.00	156,000 694	570,000 2535	19.5 9
TP140	5.0000 127.000	10.0000 254.000	2.0000 50.800	.125 3.1	5.062 128.57	9.937 252.40	190,000 845	800,000 3559	30 13.5
TP141	5.0000 127.000	11.0000 279.400	2.0000 50.800	.125 3.1	5.062 128.57	10.937 277.80	229,000 1019	1,000,000 4448	38 17
TP142	5.0000 127.000	12.0000 304.800	2.0000 50.800	.125 3.1	5.062 128.57	11.937 303.20	265,000 1179	1,200,000 5338	47 21
TP143	6.0000 152.400	9.0000 228.600	2.0000 50.800	.125 3.1	6.062 153.97	8.937 227.00	134,000 596	480,000 2135	18 8
TP144	6.0000 152.400	10.0000 254.000	2.0000 50.800	.125 3.1	6.062 153.97	9.937 252.40	180,000 801	710,000 3158	25 11

THRUST  
BEARINGS

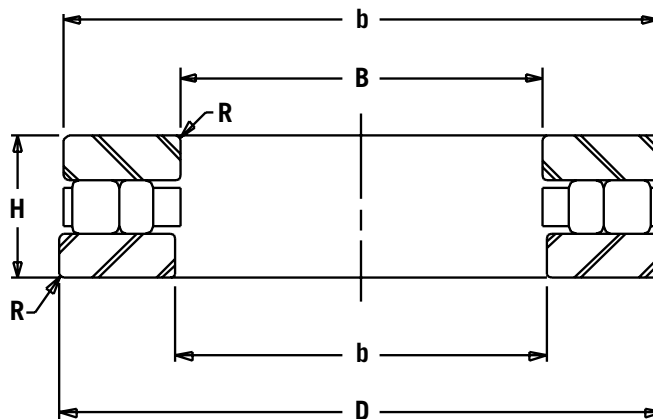
## AMERICAN ROLLER BEARINGS®

BEARING NUMBER	BORE	O.D.	HEIGHT	MAX. FILLET RADIUS	LG. BORE PLATE I.D.	SM. BORE PLATE O.D.	DYNAMIC CAPACITY	STATIC CAPACITY	BEARING WEIGHT
	B IN/mm	D IN/mm	H IN/mm	R IN/mm	b IN/mm	d IN/mm	C LBS/kN	Co LBS/kN	M LBS/kg
TP145	6.0000 152.400	11.0000 279.400	2.0000 50.800	.125 3.1	6.062 153.97	10.937 277.80	220,000 979	965,000 4293	34 15.4
TP146	6.0000 152.400	12.0000 304.800	2.0000 50.800	.125 3.1	6.062 153.97	11.937 303.20	250,000 1112	1,200,000 5338	42 19
TP313	6.0000 152.400	13.0000 330.200	2.0000 50.800	.125 3.1	6.062 153.97	12.937 328.60	280,000 1245	1,430,000 6361	54 24.5
TP147	7.0000 177.800	10.0000 254.000	2.0000 50.800	.125 3.1	7.094 180.19	9.906 251.61	146,000 649	550,000 2447	20 9
TP148	7.0000 177.800	11.0000 279.400	2.0000 50.800	.125 3.1	7.094 180.19	10.906 277.01	196,000 872	780,000 3470	28 12.7
TP149	7.0000 177.800	12.0000 304.800	2.0000 50.800	.125 3.1	7.094 180.19	11.906 302.41	236,000 1050	1,060,000 4715	40 18
TP413	7.0000 177.800	13.0000 330.200	2.0000 50.800	.125 3.1	7.094 180.19	12.906 327.81	240,000 1068	1,180,000 5249	52 23.6
TP150	7.0000 177.800	14.0000 355.600	3.0000 76.200	.250 6.4	7.094 180.19	13.906 353.21	400,000 1779	1,660,000 7384	88 40
TP151	8.0000 203.200	12.0000 304.800	3.0000 76.200	.250 6.4	8.094 205.59	11.906 302.41	260,000 1157	900,000 4003	48 22
TP152	8.0000 203.200	14.0000 355.600	3.0000 76.200	.250 6.4	8.094 205.59	13.906 353.21	390,000 1735	1,600,000 7117	78 35.4
TP153	8.0000 203.200	16.0000 406.400	3.0000 76.200	.250 6.4	8.094 205.59	15.906 404.01	500,000 2224	2,280,000 10142	114 51.7
TP418	8.0000 203.200	18.0000 457.200	3.0000 76.200	.250 6.4	8.094 205.59	17.906 454.81	570,000 2535	2,750,000 12233	156 71
TP420	8.0000 203.200	20.0000 508.000	3.0000 76.200	.250 6.4	8.094 205.59	19.906 505.61	670,000 2980	3,450,000 15346	207 94
TP514	9.0000 228.600	14.0000 355.600	3.0000 76.200	.250 6.4	9.094 230.99	13.906 353.21	325,000 1446	1,200,000 5338	65 29.5
TP516	9.0000 228.600	16.0000 406.400	3.0000 76.200	.250 6.4	9.094 230.99	15.906 404.01	475,000 2113	1,960,000 8718	98 44.5
TP518	9.0000 228.600	18.0000 457.200	3.0000 76.200	.250 6.4	9.094 230.99	17.906 454.81	530,000 2358	2,650,000 11788	140 63.5
TP520	9.0000 228.600	20.0000 508.000	3.0000 76.200	.250 6.4	9.094 230.99	19.906 505.61	630,000 2802	3,350,000 14901	190 86.2
TP414	10.0000 254.000	14.0000 355.600	3.0000 76.200	.250 6.4	10.094 256.39	13.906 353.21	265,000 1179	1,020,000 4537	54 24.5
TP154	10.0000 254.000	16.0000 406.400	3.0000 76.200	.250 6.4	10.094 256.39	15.906 404.01	405,000 1802	1,800,000 8007	88 40
TP155	10.0000 254.000	18.0000 457.200	3.7500 95.250	.250 6.4	10.094 256.39	17.906 454.81	600,000 2669	2,700,000 12010	168 76

# CYLINDRICAL ROLLER THRUST, INCH

## AMERICAN ROLLER BEARINGS®

TYPE TP



THRUST  
BEARINGS

BEARING NUMBER	BORE	O.D.	HEIGHT	MAX. FILLET RADIUS	LG. BORE PLATE I.D.	SM. BORE PLATE O.D.	DYNAMIC CAPACITY	STATIC CAPACITY	BEARING WEIGHT
	B	D	H	R	b	d	C	Co	M
	IN/mm	IN/mm	IN/mm	IN/mm	IN/mm	IN/mm	LBS/kN	LBS/kN	LBS/kg
TP156	10.0000	20.0000	3.7500	.250	10.094	19.906	720,000	3,450,000	225
	254.000	508.000	95.250	6.4	256.39	505.61	3203	15346	102
TP422	10.0000	22.0000	3.7500	.250	10.094	21.906	880,000	4,750,000	296
	254.000	558.800	95.250	6.4	256.39	556.41	3914	21129	134
TP157	12.0000	18.0000	3.7500	.250	12.094	17.906	520,000	2,320,000	134
	304.800	457.200	95.250	6.4	307.19	454.81	2313	10320	61
TP158	12.0000	20.0000	4.5000	.250	12.094	19.906	710,000	3,150,000	222
	304.800	508.000	114.300	6.4	307.19	505.61	3158	14012	101
TP522	12.0000	22.0000	4.5000	.250	12.094	21.906	800,000	3,650,000	300
	304.800	558.800	114.300	6.4	307.19	556.41	3559	16236	136
TP159	12.0000	24.0000	4.5000	.250	12.094	23.906	950,000	4,500,000	372
	304.800	609.600	114.300	6.4	307.19	607.21	4226	20017	169
TP160	14.0000	20.0000	3.7500	.250	14.125	19.875	510,000	2,280,000	152
	355.600	508.000	95.250	6.4	358.78	504.83	2269	10142	69
TP161	14.0000	22.0000	3.7500	.250	14.125	21.875	695,000	3,450,000	215
	355.600	558.800	95.250	6.4	358.78	555.63	3091	15346	98
TP162	14.0000	24.0000	3.7500	.250	14.125	23.875	830,000	4,500,000	285
	355.600	609.600	95.250	6.4	358.78	606.43	3692	20017	129
TP526	14.0000	26.0000	3.7500	.250	14.125	25.875	930,000	5,500,000	366
	355.600	660.400	95.250	6.4	358.78	657.23	4137	24465	166
TP163	16.0000	22.0000	4.5000	.250	16.125	21.875	600,000	2,550,000	205
	406.400	558.800	114.300	6.4	409.58	555.63	2669	11343	93
TP164	16.0000	24.0000	4.5000	.250	16.125	23.875	800,000	3,900,000	290
	406.400	609.600	114.300	6.4	409.58	606.43	3559	17348	132
TP165	16.0000	26.0000	4.5000	.250	16.125	25.875	980,000	5,000,000	380
	406.400	660.400	114.300	6.4	409.58	657.23	4359	22241	172
TP528	16.0000	28.0000	4.5000	.250	16.125	27.875	1,100,000	6,100,000	482
	406.400	711.200	114.300	6.4	409.58	708.03	4893	27134	219
TP166	18.0000	26.0000	5.0000	.250	18.125	25.875	900,000	4,150,000	350
	457.200	660.400	127.000	6.4	460.38	657.23	4003	18460	159

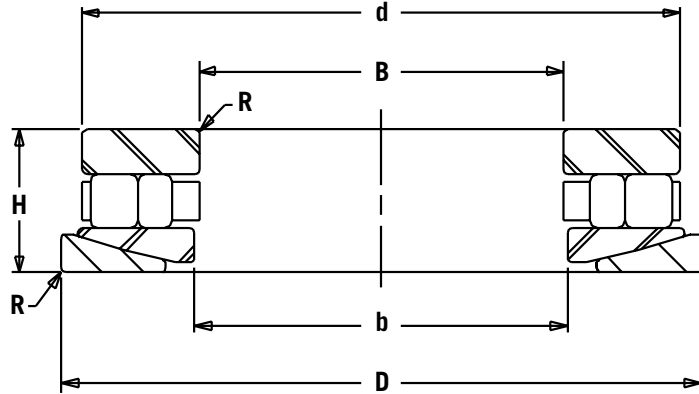
## AMERICAN ROLLER BEARINGS®

BEARING NUMBER	BORE	O.D.	HEIGHT	MAX. FILLET RADIUS	LG. BORE PLATE I.D.	SM. BORE PLATE O.D.	DYNAMIC CAPACITY	STATIC CAPACITY	BEARING WEIGHT
	B IN/mm	D IN/mm	H IN/mm	R IN/mm	b IN/mm	d IN/mm	C LBS/kN	Co LBS/kN	M LBS/kg
TP167	18.0000 457.200	28.0000 711.200	5.0000 127.000	.250 6.4	18.125 460.38	27.875 708.03	1,200,000 5338	5,600,000 24910	460 209
TP168	18.0000 457.200	30.0000 762.000	5.5000 139.700	.250 6.4	18.125 460.38	29.875 758.83	1,500,000 6672	7,100,000 31582	630 286
TP169	20.0000 508.000	28.0000 711.200	5.5000 139.700	.250 6.4	20.125 511.18	27.875 708.03	1,040,000 4626	4,750,000 21129	420 191
TP170	20.0000 508.000	30.0000 762.000	5.5000 139.700	.250 6.4	20.125 511.18	29.875 758.83	1,250,000 5560	6,200,000 27579	550 250
TP171	20.0000 508.000	32.0000 812.800	6.0000 152.400	.250 6.4	20.125 511.18	31.875 809.63	1,700,000 7562	8,000,000 35586	750 340
TP172	22.0000 558.800	30.0000 762.000	5.5000 139.700	.250 6.4	22.125 561.98	29.875 758.83	1,200,000 5338	5,300,000 23575	450 204
TP173	22.0000 558.800	32.0000 812.800	5.5000 139.700	.250 6.4	22.125 561.98	31.875 809.63	1,340,000 5961	6,800,000 30248	590 268
TP174	22.0000 558.800	34.0000 863.600	6.0000 152.400	.250 6.4	22.125 561.98	33.875 860.43	1,760,000 7829	8,650,000 38477	800 363
TP175	24.0000 609.600	32.0000 812.800	5.5000 139.700	.375 9.5	24.125 612.78	31.875 809.63	1,290,000 5738	5,500,000 24465	458 208
TP176	24.0000 609.600	34.0000 863.600	5.5000 139.700	.375 9.5	24.125 612.78	33.875 860.43	1,500,000 6672	7,200,000 32027	596 270
TP177	24.0000 609.600	36.0000 914.400	6.0000 152.400	.375 9.5	24.125 612.78	35.875 911.23	1,960,000 8718	9,000,000 40034	806 366
TP178	26.0000 660.400	36.0000 914.400	6.2500 158.750	.375 9.5	26.125 663.58	35.875 911.23	1,630,000 7251	8,000,000 35586	725 329
TP179	26.0000 660.400	38.0000 965.200	6.2500 158.750	.375 9.5	26.125 663.58	37.875 962.03	2,120,000 9430	10,000,000 44482	920 417
TP182	26.0000 660.400	40.0000 1016.000	6.7500 171.450	.375 9.5	26.125 663.58	39.875 1012.83	2,400,000 10676	12,000,000 53378	1210 549
TP183	28.0000 711.200	38.0000 965.200	6.2500 158.750	.375 9.5	28.125 714.38	37.875 962.03	1,760,000 7829	8,500,000 37810	772 350
TP184	28.0000 711.200	40.0000 1016.000	6.2500 158.750	.375 9.5	28.125 714.38	39.875 1012.83	2,200,000 9786	10,800,000 48041	978 444
TP185	28.0000 711.200	42.0000 1066.800	6.7500 171.450	.375 9.5	28.125 714.38	41.875 1063.63	2,270,000 10097	15,000,000 66723	1282 582
TP186	30.0000 762.000	40.0000 1016.000	6.2500 158.750	.375 9.5	30.125 765.18	39.875 1012.83	1,830,000 8140	9,300,000 41368	828 376
TP187	30.0000 762.000	42.0000 1066.800	6.2500 158.750	.375 9.5	30.125 765.18	41.875 1063.63	2,320,000 10320	11,800,000 52489	1034 469
TP188	30.0000 762.000	44.0000 1117.600	6.7500 171.450	.375 9.5	30.125 765.18	43.875 1114.43	2,700,000 12010	14,300,000 63609	1356 615

# SELF ALIGNING CYLINDRICAL ROLLER THRUST

## AMERICAN ROLLER BEARINGS®

### TYPE ATP



BEARING NUMBER	BORE	O.D.	HEIGHT	MAX. FILLET RADIUS	LG. BORE PLATE I.D.	SM. BORE PLATE O.D.	DYNAMIC CAPACITY	STATIC CAPACITY	BEARING WEIGHT
	B	D	H	R	b	d	C	Co	M
	IN/mm	IN/mm	IN/mm	IN/mm	IN/mm	IN/mm	LBS/kN	LBS/kN	LBS/kg
ATP134	4.0000 101.600	7.3750 187.325	2.3120 58.725	.062 1.5	4.090 103.89	6.937 176.20	94,000 418	305,000 1357	15 6.8
ATP135	4.0000 101.600	8.3750 212.725	2.3120 58.725	.062 1.5	4.090 103.89	7.937 201.60	132,000 587	440,000 1957	22 10
ATP136	4.0000 101.600	9.3750 238.125	2.3120 58.725	.062 1.5	4.090 103.89	8.937 227.00	153,000 681	610,000 2713	30 13.6
ATP137	4.0000 101.600	10.5000 266.700	2.3120 58.725	.062 1.5	4.090 103.89	9.937 252.40	200,000 890	750,000 3336	39 17.7
ATP138	5.0000 127.000	8.5000 215.900	2.3120 58.725	.062 1.5	5.130 130.30	7.937 201.60	118,000 525	400,000 1779	18 8
ATP139	5.0000 127.000	9.5000 241.300	2.3120 58.725	.062 1.5	5.130 130.30	8.937 227.00	156,000 694	570,000 2535	26 12
ATP140	5.0000 127.000	10.5000 266.700	2.6250 66.675	.125 3.1	5.130 130.30	9.937 252.40	190,000 845	800,000 3559	39 17.7
ATP141	5.0000 127.000	11.5000 292.100	2.6250 66.675	.125 3.1	5.130 130.30	10.937 277.80	229,000 1019	1,000,000 4448	50 23
ATP142	5.0000 127.000	12.5000 317.500	2.6250 66.675	.125 3.1	5.130 130.30	11.937 303.20	265,000 1179	1,200,000 5338	63 29
ATP143	6.0000 152.400	9.5000 241.300	2.6250 66.675	.125 3.1	6.130 155.70	8.937 227.00	134,000 596	480,000 2135	23 10.5
ATP144	6.0000 152.400	10.5000 266.700	2.6250 66.675	.125 3.1	6.130 155.70	9.937 252.40	180,000 801	710,000 3158	33 15
ATP145	6.0000 152.400	11.5000 292.100	2.6250 66.675	.125 3.1	6.130 155.70	10.937 277.80	220,000 979	965,000 4293	44 20
ATP146	6.0000 152.400	12.5000 317.500	2.6250 66.675	.125 3.1	6.130 155.70	11.937 303.20	250,000 1112	1,200,000 5338	57 26
ATP313	6.0000 152.400	13.5000 342.900	2.6250 66.675	.125 3.1	6.130 155.70	12.937 328.60	280,000 1245	1,430,000 6361	72 33
ATP147	7.0000 177.800	10.5000 266.700	2.6250 66.675	.125 3.1	7.130 181.10	9.906 251.61	146,000 649	550,000 2447	26 12
ATP148	7.0000 177.800	11.5000 292.100	2.6250 66.675	.125 3.1	7.130 181.10	10.906 277.01	196,000 872	780,000 3470	37 17
ATP149	7.0000 177.800	12.5000 317.500	2.6250 66.675	.125 3.1	7.130 181.10	11.906 302.41	236,000 1050	1,060,000 4715	50 23
ATP413	7.0000 177.800	13.5000 342.900	2.6250 66.675	.125 3.1	7.130 181.10	12.906 327.81	240,000 1068	1,180,000 5249	64 29



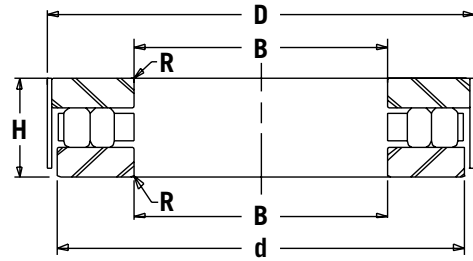
# SELF ALIGNING CYLINDRICAL ROLLER THRUST

## AMERICAN ROLLER BEARINGS®

BEARING NUMBER	BORE	O.D.	HEIGHT	MAX. FILLET RADIUS	LG. BORE PLATE I.D.	SM. BORE PLATE O.D.	DYNAMIC CAPACITY	STATIC CAPACITY	BEARING WEIGHT
	B	D	H	R	b	d	C	Co	M
	IN/mm	IN/mm	IN/mm	IN/mm	IN/mm	IN/mm	LBS/kN	LBS/kN	LBS/kg
ATP150	7.0000 177.800	14.7500 374.650	4.0000 101.600	.250 6.4	7.130 181.10	13.906 353.21	400,000 1779	1,660,000 7384	118 54
ATP151	8.0000 203.200	12.7500 323.850	4.0000 101.600	.250 6.4	8.190 208.03	11.906 302.41	260,000 1157	900,000 4003	63 28.6
ATP152	8.0000 203.200	14.7500 374.650	4.0000 101.600	.250 6.4	8.190 208.03	13.906 353.21	390,000 1735	1,600,000 7117	106 48
ATP153	8.0000 203.200	16.8750 428.625	4.0000 101.600	.250 6.4	8.250 209.55	15.906 404.01	500,000 2224	2,280,000 10142	154 70
ATP154	10.0000 254.000	16.8750 428.625	4.0000 101.600	.250 6.4	10.250 260.35	15.906 404.01	405,000 1802	1,800,000 8007	120 54
ATP155	10.0000 254.000	18.8750 479.425	5.0000 127.000	.250 6.4	10.250 260.35	17.906 454.81	600,000 2669	2,700,000 12010	225 102
ATP156	10.0000 254.000	20.8750 530.225	5.0000 127.000	.250 6.4	10.250 260.35	19.906 505.61	720,000 3203	3,450,000 15346	300 136
ATP157	12.0000 304.800	18.8750 479.425	5.0000 127.000	.250 6.4	12.250 311.15	17.906 454.81	520,000 2313	2,320,000 10320	180 82
ATP158	12.0000 304.800	20.8750 530.225	6.0000 152.400	.250 6.4	12.250 311.15	19.906 505.61	710,000 3158	3,150,000 14012	300 136
ATP159	12.0000 304.800	24.8750 631.825	6.0000 152.400	.250 6.4	12.250 311.15	23.906 607.21	950,000 4226	4,500,000 20017	510 231
ATP160	14.0000 355.600	20.8750 530.225	4.8750 123.825	.250 6.4	14.250 361.95	19.875 504.83	510,000 2269	2,280,000 10142	200 91
ATP161	14.0000 355.600	22.8750 581.025	4.8750 123.825	.250 6.4	14.250 361.95	21.875 555.63	695,000 3091	3,450,000 15346	280 127
ATP162	14.0000 355.600	24.8750 631.825	4.8750 123.825	.250 6.4	14.250 361.95	23.875 606.43	830,000 3692	4,500,000 20017	370 168
ATP163	16.0000 406.400	22.8750 581.025	6.0000 152.400	.250 6.4	16.250 412.75	21.875 555.63	600,000 2669	2,550,000 11343	270 122
ATP164	16.0000 406.400	25.0000 635.000	6.0000 152.400	.250 6.4	16.250 412.75	23.875 606.43	800,000 3559	3,900,000 17348	385 175
ATP165	16.0000 406.400	27.0000 685.800	6.0000 152.400	.250 6.4	16.250 412.75	25.875 657.23	980,000 4359	5,000,000 22241	510 231
ATP166	18.0000 457.200	27.0000 685.800	6.7500 171.450	.250 6.4	18.380 466.85	25.875 657.23	90,000 400	4,150,000 18460	470 213
ATP167	18.0000 457.200	29.0000 736.600	6.7500 171.450	.250 6.4	18.380 466.85	27.875 708.03	1,200,000 5338	5,600,000 24910	620 281
ATP168	18.0000 457.200	31.0000 787.400	7.2500 184.150	.250 6.4	18.380 466.85	29.875 758.83	1,500,000 6672	7,100,000 31582	840 381
ATP169	20.0000 508.000	29.0000 736.600	7.5000 190.500	.250 6.4	20.380 517.65	27.875 708.03	1,040,000 4626	4,750,000 21129	570 75
ATP170	20.0000 508.000	31.0000 787.400	7.5000 190.500	.250 6.4	20.380 517.65	29.875 758.83	1,250,000 5560	6,200,000 27579	750 340
ATP171	20.0000 508.000	33.0000 838.200	8.0000 203.200	.250 6.4	20.380 517.65	31.875 809.63	1,700,000 7562	8,000,000 35586	1000 454
ATP172	22.0000 558.800	31.0000 787.400	7.5000 190.500	.250 6.4	22.380 568.45	29.875 758.83	1,200,000 5338	5,300,000 23575	620 281
ATP173	22.0000 558.800	33.0000 838.200	7.5000 190.500	.250 6.4	22.380 568.45	31.875 809.63	1,340,000 5961	6,800,000 30248	810 367
ATP174	22.0000 558.800	35.0000 889.000	8.0000 203.200	.250 6.4	22.380 568.45	33.875 860.43	1,760,000 7829	8,650,000 38477	1080 490

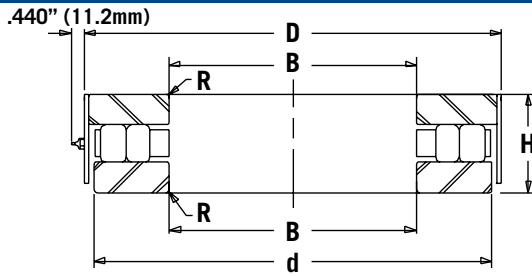
THRUST  
BEARINGS

## AMERICAN ROLLER BEARINGS® TYPE TPC



BEARING NUMBER	SHANK DIA.	BORE	O.D.	HEIGHT	MAX. FILLET RADIUS	BOT. PLT. O.D.	LOAD CAPACITY	BEARING WEIGHT
	IN/mm	B IN/mm	D IN/mm	H IN/mm	R IN/mm	d IN/mm	Cas LBS/kN	M LBS/kg
TPC527-1	3.250 82.550	3.2650 82.931	6.1250 155.575	1.500 38.100	.062 1.5	5.850 148.59	104,000 463	8.6 4
TPC527-4	3.250 82.550	3.2650 82.931	6.1250 155.575	1.750 44.450	.062 1.5	5.970 151.64	114,000 507	9 4
TPC527-3	3.250 82.550	3.2650 82.931	6.1870 157.150	1.750 44.450	.062 1.5	5.970 151.64	120,000 534	10 4.4
TPC527-5	3.500 88.900	3.5150 89.281	6.1250 155.575	1.625 41.275	.062 1.5	5.970 151.64	118,000 525	9 4
TPC527-2	3.500 88.900	3.5150 89.281	6.1560 156.362	1.625 41.275	.062 1.5	5.970 151.64	120,000 534	9.5 4.3
TPC528-1	3.500 88.900	3.5150 89.281	6.7500 171.450	1.625 41.275	.062 1.5	6.540 166.12	137,000 609	12 5.4
TPC530-2	3.563 90.488	3.5770 90.856	6.3750 161.925	1.375 34.925	.062 1.5	5.970 151.64	116,000 516	10 4.5
TPC534-1	3.750 95.250	3.7650 95.631	7.1250 180.975	1.875 47.625	.062 1.5	6.860 174.24	160,000 712	16 7.3
TPC535-1	4.250 107.950	4.2650 108.331	8.1710 207.543	2.000 50.800	.125 3.1	7.970 202.44	204,000 907	16.4 7.4
TPC535-2	4.250 107.950	4.2650 108.331	8.1250 206.375	2.000 50.800	.125 3.1	7.970 202.44	200,000 890	15.3 7
TPC538-1	4.500 114.300	4.5150 114.681	8.1250 206.375	2.000 50.800	.125 3.1	7.910 200.91	216,000 961	22 10
TPC539-2	5.000 127.000	5.0150 127.381	9.1250 231.775	2.250 57.150	.125 3.1	8.970 227.84	305,000 1357	29 13
TPC539-1	5.000 127.000	5.0150 127.381	9.1560 232.562	2.250 57.150	.125 3.1	8.970 227.84	310,000 1379	30 14
TPC539-3	5.000 127.000	5.0150 127.381	10.5000 266.700	2.500 63.500	.125 3.1	10.100 256.54	325,000 1446	40 18
TPC544-1	5.500 139.700	5.5150 140.081	10.5000 266.700	2.500 63.500	.125 3.1	10.100 256.54	335,000 1490	41 19
TPC545-2	5.563 141.288	5.5770 141.656	11.5000 292.100	2.000 50.800	.125 3.1	10.970 278.64	440,000 1957	42 19
TPC545-3	6.000 152.400	6.0150 152.781	11.1250 282.575	3.000 76.200	.125 3.1	10.970 278.64	380,000 1690	56 25
TPC545-1	6.000 152.400	6.0150 152.781	11.1560 283.362	3.000 76.200	.125 3.1	10.970 278.64	400,000 1779	60 27
TPC549-1	6.813 173.038	6.8270 173.406	12.7500 323.850	2.500 63.500	.125 3.1	12.340 313.44	520,000 2313	62 28
TPC551	7.875 200.025	7.8900 200.406	12.3750 314.325	3.000 76.200	.125 3.1	11.910 302.51	540,000 2402	74 34
TPC552	8.438 214.313	8.4520 214.681	14.5000 368.300	3.000 76.200	.125 3.1	13.910 353.31	610,000 2713	80 36
TPC553	8.875 225.425	8.8900 225.806	16.5000 419.100	3.000 76.200	.125 3.1	15.910 404.11	915,000 4070	112 51
TPC554	9.313 236.538	9.3270 236.906	16.5000 419.100	3.000 76.200	.125 3.1	15.910 404.11	950,000 4226	108 49
TPC555	9.625 244.475	9.6400 244.856	18.5000 469.900	3.750 95.250	.125 3.1	17.910 454.91	1,320,000 5872	212 96
TPC556	10.000 254.000	10.0150 254.381	20.5000 520.700	3.750 95.250	.125 3.1	19.910 505.71	1,560,000 6939	216 98

The bores of both thrust plates and roller assembly slip fit and pilot on the crane hook shank.



TYPE WTPC

# AMERICAN ROLLER BEARINGS®

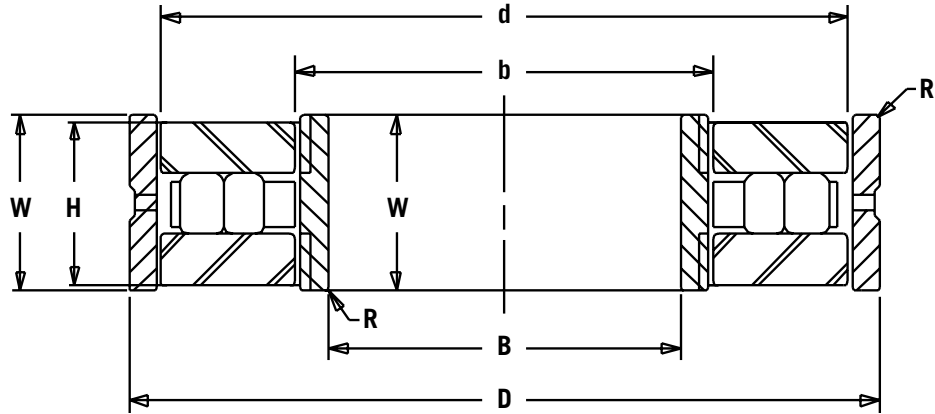
BEARING NUMBER	SHANK DIA.	BORE	O.D.	HEIGHT	MAX. FILLET RADIUS	BOT. PLT. O.D.	LOAD CAPACITY	BEARING WEIGHT
	IN/mm	B IN/mm	D IN/mm	H IN/mm	R IN/mm	d IN/mm	Cas LBS/kN	M LBS/kg
WTPC527-1	3.250	3.2650	6.2500	1.500	.062	5.850	104,000	8.6
	82.550	82.931	158.750	38.100	1.5	148.59	463	4.0
WTPC527-4	3.250	3.2650	6.2500	1.750	.062	5.970	114,000	9.1
	82.550	82.931	158.750	44.450	1.5	151.64	507	4.1
WTPC527-3	3.250	3.2650	6.3750	1.750	.062	5.970	120,000	9.8
	82.550	82.931	161.925	44.450	1.5	151.64	534	4.4
WTPC527-5	3.500	3.5150	6.3120	1.625	.062	5.970	118,000	9
	88.900	89.281	160.325	41.275	1.5	151.64	525	4.1
WTPC527-2	3.500	3.5150	6.3750	1.625	.062	5.970	120,000	9.5
	88.900	89.281	161.925	41.275	1.5	151.64	534	4.3
WTPC528-1	3.500	3.5150	6.9370	1.625	.062	6.540	137,000	12
	88.900	89.281	176.200	41.275	1.5	166.12	609	5.4
WTPC530-2	3.563	3.5770	6.3750	1.375	.062	5.970	116,000	10
	90.488	90.856	161.925	34.925	1.5	151.64	516	4.5
WTPC534-1	3.750	3.7650	7.2500	1.875	.062	6.860	160,000	16
	95.250	95.631	184.150	47.625	1.5	174.24	712	7.3
WTPC535-1	4.250	4.2650	8.3750	2.000	.125	7.970	204,000	16.4
	107.950	108.331	212.725	50.800	3.175	202.44	907	7.4
WTPC535-2	4.250	4.2650	8.3120	2.000	.125	7.970	200,000	15.3
	107.950	108.331	211.125	50.800	3.18	202.44	890	7
WTPC538-1	4.500	4.5150	8.3120	2.000	.125	7.910	216,000	22
	114.300	114.681	211.125	50.800	3.18	200.91	961	10
WTPC539-2	5.000	5.0150	9.3120	2.250	.125	8.970	305,000	29
	127.000	127.381	236.525	57.150	3.18	227.84	1357	13
WTPC539-1	5.000	5.0150	9.3750	2.250	.125	8.970	310,000	30
	127.000	127.381	238.125	57.150	3.18	227.84	1379	14
WTPC539-3	5.000	5.0150	10.5000	2.500	.125	10.100	325,000	40
	127.000	127.381	266.700	63.500	3.18	256.54	1446	18
WTPC544-1	5.500	5.5150	10.5000	2.500	.125	10.100	335,000	41
	139.700	140.081	266.700	63.500	3.18	256.54	1490	19
WTPC545-2	5.563	5.5770	11.5000	2.000	.125	10.970	440,000	42
	141.288	141.656	292.100	50.800	3.18	278.64	1957	19
WTPC545-3	6.000	6.0150	11.3120	3.000	.125	10.970	380,000	56
	152.400	152.781	287.325	76.200	3.18	278.64	1690	25
WTPC545-1	6.000	6.0150	11.3750	3.000	.125	10.970	400,000	60
	152.400	152.781	288.925	76.200	3.18	278.64	1779	27
WTPC549-1	6.813	6.8270	12.7500	2.500	.125	12.340	520,000	62
	173.038	173.406	323.850	63.500	3.18	313.44	2313	28
WTPC551	7.875	7.8900	12.3750	3.000	.125	11.910	540,000	74
	200.025	200.406	314.325	76.200	3.18	302.51	2402	34
WTPC552	8.438	8.4520	14.5000	3.000	.125	13.910	610,000	80
	214.313	214.681	368.300	76.200	3.18	353.31	2713	36
WTPC553	8.875	8.8900	16.5000	3.000	.125	15.910	915,000	112
	225.425	225.806	419.100	76.200	3.18	404.11	4070	51
WTPC554	9.313	9.3270	16.5000	3.000	.125	15.910	950,000	108
	236.538	236.906	419.100	76.200	3.18	404.11	4226	49
WTPC555	9.625	9.6400	18.5000	3.750	.125	17.910	1,320,000	212
	244.475	244.856	469.900	95.250	3.18	454.91	5872	96
WTPC556	10.000	10.0150	20.5000	3.750	.125	19.910	1,560,000	216
	254.000	254.381	520.700	95.250	3.18	505.71	6939	98

THRUST  
BEARINGS

Clearance for and access to the grease fitting must be provided.

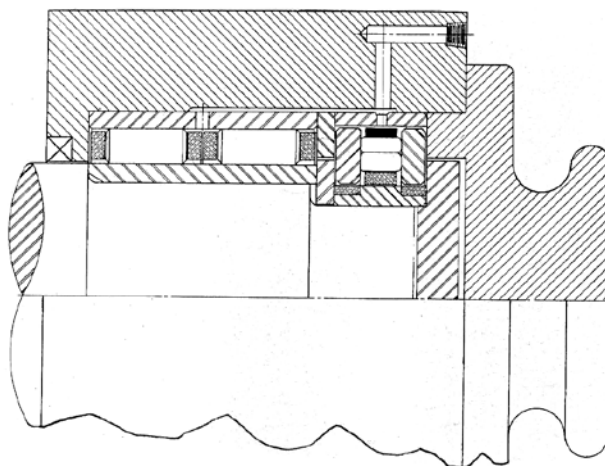
## AMERICAN ROLLER BEARINGS®

TYPE TPS



BEARING NUMBER	BORE	O.D.	BRG. HEIGHT	SPACER WIDTHS	MAX. FILLET RADIUS	LOCATING SLEEVES		OIL HOLES		DYNAMIC CAPACITY	STATIC CAPACITY	BRG. WT.
	B	D	H	W	R	b	d	No.	Dia.	C	Co	M
	IN/mm	IN/mm	IN/mm	IN/mm	IN/mm	IN/mm	IN/mm		IN/mm	LBS/kN	LBS/kN	LBS/kg
TPS334	3.2500 82.550	8.0000 203.200	1.760 44.704	1.750 44.450	.062 1.5	4.000 101.60	7.016 178.21	4	.312 7.92	49,500 220	160,000 712	20 9
TPS335	3.2500 82.550	9.0000 228.600	1.760 44.704	1.750 44.450	.062 1.5	4.000 101.60	8.016 203.61	4	.312 7.92	71,900 320	232,000 1032	25 11
TPS336	3.2500 82.550	10.0000 254.000	1.760 44.704	1.750 44.450	.062 1.5	4.000 101.60	9.016 229.01	4	.312 7.92	84,000 374	320,000 1423	32 15
TPS337	3.2500 82.550	11.0000 279.400	1.760 44.704	1.750 44.450	.062 1.5	4.000 101.60	10.016 254.41	4	.312 7.92	100,300 446	405,000 1802	40 18
TPS338	4.2500 107.950	9.0000 228.600	1.760 44.704	1.750 44.450	.062 1.5	5.000 127.00	8.016 203.61	4	.312 7.92	55,000 245	180,000 801	24 11
TPS339	4.2500 107.950	10.0000 254.000	1.760 44.704	1.750 44.450	.062 1.5	5.000 127.00	9.016 229.01	4	.312 7.92	81,200 361	280,000 1245	30 14
TPS340	4.2500 107.950	11.0000 279.400	2.010 51.054	2.000 50.800	.125 3.1	5.000 127.00	10.016 254.41	4	.375 9.53	104,000 463	365,000 1624	42 19
TPS341	4.2500 107.950	12.0000 304.800	2.010 51.054	2.000 50.800	.125 3.1	5.000 127.00	11.080 281.43	4	.375 9.53	126,000 560	500,000 2224	52 24
TPS342	4.2500 107.950	13.0000 330.200	2.010 51.054	2.000 50.800	.125 3.1	5.000 127.00	12.080 306.83	4	.375 9.53	145,000 645	610,000 2713	62 28
TPS343	5.2500 133.350	10.0000 254.000	2.010 51.054	2.000 50.800	.125 3.1	6.000 152.40	9.016 229.01	4	.375 9.53	71,500 318	224,000 996	30 14
TPS344	5.2500 133.350	11.0000 279.400	2.010 51.054	2.000 50.800	.125 3.1	6.000 152.40	10.016 254.41	4	.375 9.53	99,500 443	320,000 1423	38 17
TPS345	5.2500 133.350	12.0000 304.800	2.010 51.054	2.000 50.800	.125 3.1	6.000 152.40	11.030 280.16	4	.375 9.53	118,000 525	465,000 2068	48 22
TPS346	5.2500 133.350	13.0000 330.200	2.010 51.054	2.000 50.800	.125 3.1	6.000 152.40	12.030 305.56	4	.375 9.53	135,600 603	585,000 2602	58 26

## AMERICAN ROLLER BEARINGS®



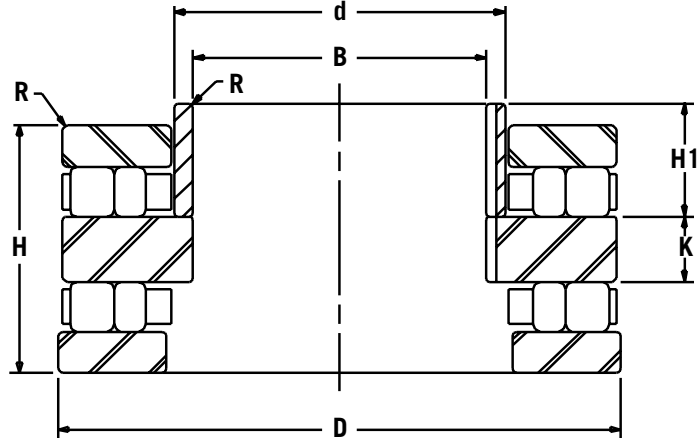
Typical mounting arrangement for a type TPS bearing.

BEARING NUMBER	BORE	O.D.	BRG. HEIGHT	SPACER WIDTHS	MAX. FILLET RADIUS	LOCATING SLEEVES		OIL HOLES		DYNAMIC CAPACITY	STATIC CAPACITY	BRG. WT.
	B	D	H	W	R	b	d	No.	Dia.	C	Co	M
	IN/mm	IN/mm	IN/mm	IN/mm	IN/mm	IN/mm	IN/mm		IN/mm	LBS/kN	LBS/kN	LBS/kg
TPS347	6.2500	11.0000	2.010	2.000	.125	7.000	10.016	4	.375	77,000	270,000	34
	158.750	279.400	51.054	50.800	3.1	177.80	254.41		9.53	343	1201	15
TPS348	6.2500	12.0000	2.010	2.000	.125	7.000	11.030	4	.375	104,000	390,000	42
	158.750	304.800	51.054	50.800	3.1	177.80	280.16		9.53	463	1735	19
TPS349	6.2500	13.0000	2.010	2.000	.125	7.000	12.030	4	.375	131,000	480,000	52
	158.750	330.200	51.054	50.800	3.1	177.80	305.56		9.53	583	2135	24
TPS350	6.2500	15.0000	3.015	3.000	.250	7.000	14.030	4	.375	215,000	1,000,000	112
	158.750	381.000	76.581	76.200	6.4	177.80	356.36		9.53	956	4448	51
TPS351	7.0000	13.0000	3.015	3.000	.250	8.000	12.030	4	.375	137,000	430,000	76
	177.800	330.200	76.581	76.200	6.4	203.20	305.56		9.53	609	1913	34
TPS352	7.0000	15.0000	3.015	3.000	.250	8.000	14.030	4	.375	214,000	670,000	110
	177.800	381.000	76.581	76.200	6.4	203.20	356.36		9.53	952	2980	50
TPS353	7.0000	17.0000	3.015	3.000	.250	8.000	16.030	4	.375	245,000	980,000	146
	177.800	431.800	76.581	76.200	6.4	203.20	407.16		9.53	1,090	4359	66
TPS354	9.0000	17.0000	3.015	3.000	.250	10.000	16.030	4	.375	211,000	830,000	124
	228.600	431.800	76.581	76.200	6.4	254.00	407.16		9.53	939	3692	56
TPS355	9.0000	19.5000	3.765	3.750	.250	10.000	18.030	4	.438	328,000	1,250,000	230
	228.600	495.300	95.631	95.250	6.4	254.00	457.96		11.11	1459	5560	104
TPS356	9.0000	21.5000	3.765	3.750	.250	10.000	20.030	4	.438	389,000	1,660,000	292
	228.600	546.100	95.631	95.250	6.4	254.00	508.76		11.11	1730	7384	132
TPS357	11.0000	19.5000	3.765	3.750	.250	12.000	18.030	4	.438	254,000	950,000	202
	279.400	495.300	95.631	95.250	6.4	304.80	457.96		11.11	1130	4226	92
TPS358	11.0000	21.5000	4.515	4.500	.250	12.000	20.030	4	.500	351,000	1,430,000	306
	279.400	546.100	114.681	114.300	6.4	304.80	508.76		12.70	1561	6361	139
TPS359	11.0000	25.5000	4.515	4.500	.250	12.000	24.030	4	.500	546,000	2,450,000	472
	279.400	647.700	114.681	114.300	6.4	304.80	610.36		12.70	2429	10898	214

# CENTER PLATE DOUBLE ACTING THRUST

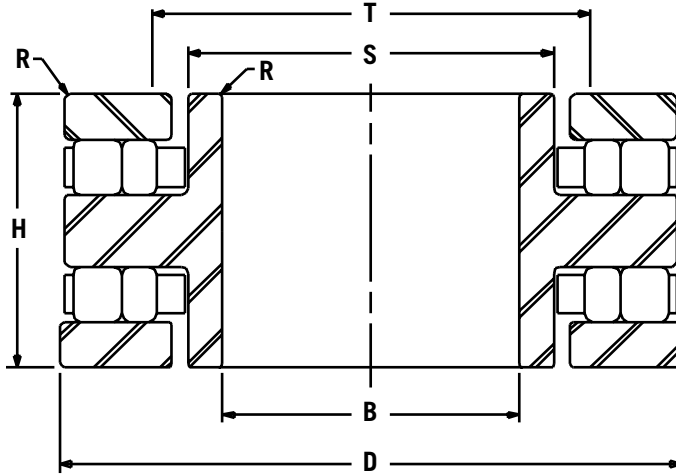
## AMERICAN ROLLER BEARINGS®

TYPE TDP



BEARING NUMBER	BORE	O.D.	HEIGHT	SLEEVE HEIGHT	MAX. FILLET RADIUS	SLEEVE O.D.	KEYWAY		CENTER PLATE	DYNAMIC CAPACITY	STATIC CAPACITY	BRG. WT.
	B	D	H	H1	R	d	DEPTH	WIDTH	K	C	Co	M
	IN/mm	IN/mm	IN/mm	IN/mm	IN/mm	IN/mm	IN/mm	IN/mm	IN/mm	LBS/kN	LBS/kN	LBS/kg
TDP430	2.0000 50.80	6.0000 152.40	3.250 82.55	1.250 31.75	.062 1.5	3.250 82.55	.156 3.96	.500 12.70	1.250 31.75	52,500 234	156,000 694	20 9
TDP431	2.0000 50.80	7.0000 177.80	3.250 82.55	1.250 31.75	.062 1.5	3.250 82.55	.156 3.96	.500 12.70	1.250 31.75	65,700 292	224,000 996	30 14
TDP435	3.0000 76.20	8.0000 203.20	4.000 101.60	1.500 38.10	.062 1.5	4.000 101.60	.188 4.78	.625 15.88	1.500 38.10	91,700 408	315,000 1401	44 20
TDP436	3.0000 76.20	9.0000 228.60	4.000 101.60	1.500 38.10	.062 1.5	4.000 101.60	.188 4.78	.625 15.88	1.500 38.10	107,000 476	405,000 1802	60 27
TDP440	3.0000 76.20	10.0000 254.00	4.750 120.65	1.625 41.28	.125 3.175	5.000 127.00	.188 4.78	.750 19.05	1.875 47.63	133,000 592	480,000 2135	78 35
TDP438	4.0000 101.60	8.0000 203.20	4.000 101.60	1.500 38.10	.062 1.5	5.000 127.00	.188 4.78	.750 19.05	1.500 38.10	70,000 311	236,000 1050	38 17
TDP439	4.0000 101.60	9.0000 228.60	4.000 101.60	1.500 38.10	.062 1.5	5.000 127.00	.188 4.78	.750 19.05	1.500 38.10	103,200 459	365,000 1624	52 24
TDP445	4.0000 101.60	11.0000 279.40	4.750 120.65	1.625 41.28	.125 3.1	6.000 152.40	.188 4.78	.750 19.05	1.875 47.63	152,000 676	585,000 2602	98 44
TDP446	4.0000 101.60	12.0000 304.80	4.750 120.65	1.625 41.28	.125 3.1	6.000 152.40	.188 4.78	.750 19.05	1.875 47.63	173,500 772	735,000 3269	118 54
TDP443	5.0000 127.00	9.0000 228.60	4.500 114.30	1.625 41.28	.125 3.1	6.000 152.40	.188 4.78	.750 19.05	1.625 41.28	91,700 408	285,000 1268	48 22
TDP444	5.0000 127.00	10.0000 254.00	4.500 114.30	1.625 41.28	.125 3.1	6.000 152.40	.188 4.78	.750 19.05	1.625 41.28	126,700 564	405,000 1802	66 30
TDP449	5.0000 127.00	12.0000 304.80	4.500 114.30	1.625 41.28	.125 3.1	7.000 177.80	.188 4.78	.750 19.05	1.625 41.28	166,600 741	620,000 2758	102 46
TDP447	6.0000 152.40	10.0000 254.00	4.500 114.30	1.625 41.28	.125 3.1	7.000 177.80	.188 4.78	.750 19.05	1.625 41.28	98,800 439	345,000 1535	56 25
TDP448	6.0000 152.40	11.0000 279.40	4.500 114.30	1.625 41.28	.125 3.1	7.000 177.80	.188 4.78	.750 19.05	1.625 41.28	132,300 588	500,000 2224	76 34
TDP452	6.0000 152.40	14.0000 355.60	6.750 171.45	2.375 60.33	.250 6.4	8.000 203.20	.250 6.35	.875 22.23	2.500 63.50	273,000 1,214	865,000 3848	210 95
TDP451	7.0000 177.80	12.0000 304.80	6.750 171.45	2.375 60.33	.250 6.4	8.000 203.20	.250 6.35	.875 22.23	2.500 63.50	173,600 772	540,000 2402	216 98
TDP454	8.0000 203.20	16.0000 406.40	6.750 171.45	2.375 60.33	.250 6.4	10.000 254.00	1.250 31.75	.875 22.23	2.500 63.50	269,000 1,197	1,020,000 4537	232 105

## AMERICAN ROLLER BEARINGS®

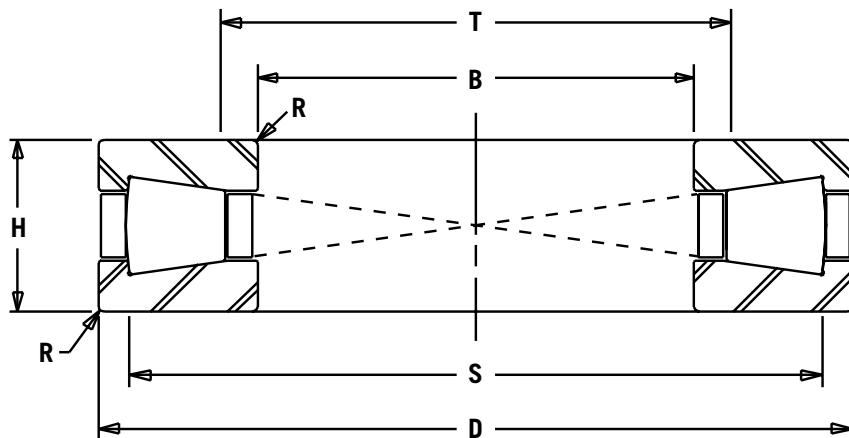


TYPE TTP

BEARING NUMBER	BORE	O.D.	HEIGHT	MAX. FILLET RADIUS	SHLDR. DIAS.		DYNAMIC CAPACITY C	STATIC CAPACITY Co	BRG. WT. M
	B	D	H	R	SHAFT S	HSNG. T			
	IN/mm	IN/mm	IN/mm	IN/mm	IN/mm	IN/mm			
TTP635	3.0000 76.20	8.0000 203.20	4.0000 101.60	.062 1.5	4.250 107.95	5.125 130.18	98,300 437	315,000 1401	41 19
TTP636	3.0000 76.20	9.0000 228.60	4.0000 101.60	.062 1.5	4.250 107.95	5.125 130.18	131,500 585	475,000 2113	54 24
TTP640	3.0000 76.20	10.0000 254.00	4.7500 120.65	.125 3.175	5.000 127.00	5.875 149.23	161,000 716	550,000 2447	82 37
TTP638	4.0000 101.60	8.0000 203.20	4.0000 101.60	.062 1.5	5.250 133.35	6.125 155.58	72,000 320	236,000 1050	36 16
TTP639	4.0000 101.60	9.0000 228.60	4.0000 101.60	.062 1.5	5.250 133.35	6.125 155.58	104,000 463	425,000 1890	50 23
TTP645	4.0000 101.60	11.0000 279.40	4.7500 120.65	.125 3.1	6.000 152.40	7.125 180.98	185,000 823	720,000 3203	94 43
TTP646	4.0000 101.60	12.0000 304.80	4.7500 120.65	.125 3.1	6.000 152.40	7.125 180.98	211,300 940	950,000 4226	114 52
TTP643	5.0000 127.00	9.0000 228.60	4.5000 114.30	.125 3.1	6.250 158.75	7.375 187.33	90,100 401	285,000 1268	48 22
TTP664	5.0000 127.00	10.0000 254.00	4.5000 114.30	.125 3.1	6.250 158.75	7.375 187.33	133,000 592	520,000 2313	64 29
TTP649	5.0000 127.00	12.0000 304.80	4.5000 114.30	.125 3.1	6.500 165.10	7.625 193.68	208,700 928	1,000,000 4448	102 46
TTP647	6.0000 152.40	10.0000 254.00	4.5000 114.30	.125 3.1	7.250 184.15	8.375 212.73	97,400 433	520,000 2313	54 24
TTP648	6.0000 152.40	11.0000 279.40	4.5000 114.30	.125 3.1	7.250 184.15	8.375 212.73	150,500 669	585,000 2602	72 33
TTP652	6.0000 152.40	14.0000 355.60	6.7500 171.45	.250 6.4	7.750 196.85	9.250 234.95	339,000 1,508	1,340,000 5961	202 92
TTP651	7.0000 177.80	12.0000 304.80	6.7500 171.45	.250 6.4	8.500 215.90	10.000 254.00	169,000 752	510,000 2269	120 54
TTP654	8.0000 203.20	16.0000 406.40	6.7500 171.45	.250 6.4	10.000 254.00	11.500 292.10	374,000 1664	1,600,000 7117	244 111

## AMERICAN ROLLER BEARINGS®

TYPE T



THRUST  
BEARINGS

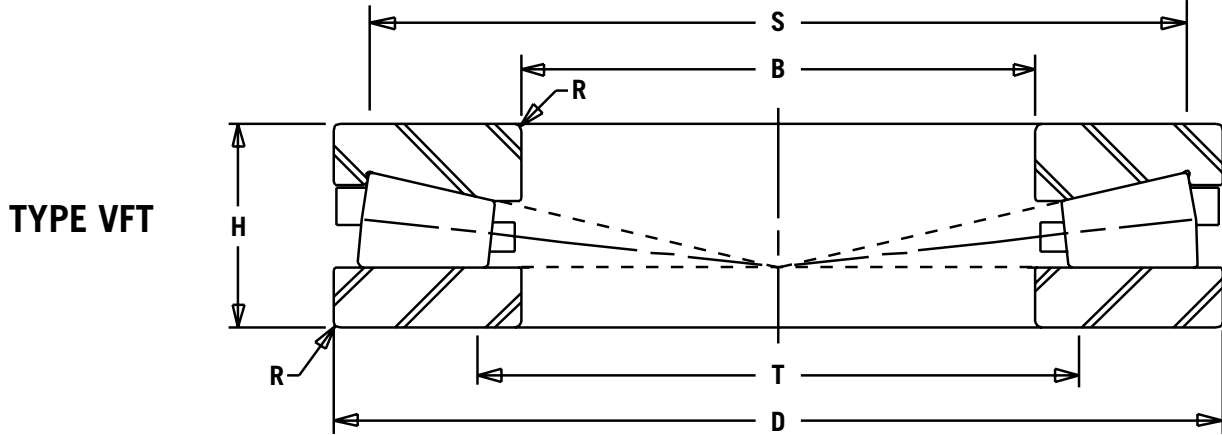
BEARING NUMBER	BORE	O.D.	HEIGHT	MAX. FILLET RADIUS	SHLDR. DIAS.		DYNAMIC CAPACITY	STATIC CAPACITY	BRG. WT.
	B	D	H	R	SHAFT	HSNG.			
	IN/mm	IN/mm	IN/mm	IN/mm	S	T			
T1411	4.0000 101.600	8.5000 215.900	1.8125 46.038	.130 3.3	7.780 197.61	4.500 114.30	220,000 979	400,000 1779	20 9
T1411F	4.0000 101.600	8.5000 215.900	1.8125 46.038	.130 3.3	7.780 197.61	4.500 114.30	250,000 1112	520,000 2313	19 9
T1441	4.4000 111.760	8.8000 223.520	2.2000 55.880	.130 3.3	8.120 206.25	5.000 127.00	208,000 925	375,000 1668	25 11
T1451	4.5000 114.300	9.8750 250.825	2.1250 53.975	.160 4.1	9.160 232.66	5.120 130.05	280,000 1245	520,000 2313	32 14
T1520	5.0000 127.000	9.8750 250.825	2.1875 55.563	.190 4.7	9.060 230.12	5.750 146.05	250,000 1112	450,000 2002	31 14
T1520F	5.0000 127.000	9.8750 250.825	2.1875 55.563	.190 4.7	9.060 230.12	5.750 146.05	300,000 1334	610,000 2713	29 13
T1511	5.0000 127.000	10.5000 266.700	2.3125 58.738	.190 4.7	9.750 247.65	5.620 142.75	315,000 1401	585,000 2602	39 17
T1511F	5.0000 127.000	10.5000 266.700	2.3125 58.738	.190 4.7	9.750 247.65	5.620 142.75	365,000 1624	765,000 3403	37 17
T1611	6.0000 152.400	12.5000 317.500	2.7500 69.850	.250 6.4	11.560 293.62	6.690 169.93	425,000 1890	815,000 3625	65 30
T1611F	6.0000 152.400	12.5000 317.500	2.7500 69.850	.250 6.4	11.560 293.62	6.690 169.93	490,000 2180	1,080,000 4804	61 28
T1651	6.5000 165.100	12.2500 311.150	3.5000 88.900	.250 6.4	11.060 280.92	7.620 193.55	375,000 1668	610,000 2713	76 34
T1651F	6.5000 165.100	12.2500 311.150	3.5000 88.900	.250 6.4	11.060 280.92	7.620 193.55	405,000 1802	735,000 3269	68 31
T1661	6.6250 168.275	12.0000 304.800	2.7500 69.850	.250 6.4	11.060 280.92	7.440 188.98	335,000 1490	600,000 2669	54 25
T1661F	6.6250 168.275	12.0000 304.800	2.7500 69.850	.250 6.4	11.060 280.92	7.440 188.98	390,000 1735	780,000 3470	50 23
T1691	6.8750 174.625	14.1250 358.775	3.2500 82.550	.250 6.4	13.000 330.20	7.880 200.15	520,000 2313	980,000 4359	101 46



# AMERICAN ROLLER BEARINGS®

BEARING NUMBER	BORE	O.D.	HEIGHT	MAX. FILLET RADIUS	SHLDR. DIAS.		DYNAMIC CAPACITY	STATIC CAPACITY	BEARING WEIGHT
	B	D	H	R	SHAFT	HSNG.			
	IN/mm	IN/mm	IN/mm	IN/mm	S	T	C	Co	M
T1711	7.0000	14.5000	3.2500	.310	13.250	8.000	540,000	1,040,000	104
	177.800	368.300	82.550	7.9	336.55	203.20	2402	4626	47
T1711F	7.0000	14.5000	3.2500	.310	13.250	8.000	620,000	1,370,000	96
	177.800	368.300	82.550	7.9	336.55	203.20	2758	6094	44
T1709	7.0000	17.0000	4.0000	.310	15.690	8.060	880,000	1,800,000	191
	177.800	431.800	101.600	7.9	398.53	204.72	3914	8007	87
T17519	7.4803	14.0000	2.9920	.250	12.880	8.500	490,000	1,560,000	80
	190.000	355.600	75.997	6.4	327.15	215.90	2180	6939	36
T1811	8.0000	16.5000	3.6250	.380	15.120	8.880	710,000	1,400,000	150
	203.200	419.100	92.075	9.5	384.05	225.55	3158	6227	68
T1811F	8.0000	16.5000	3.6250	.380	15.120	8.880	815,000	1,830,000	140
	203.200	419.100	92.075	9.5	384.05	225.55	3625	8140	63
T1811X	8.0000	16.5000	4.7500	.380	15.12	8.88	754,000	1,400,000	204
	203.200	419.100	120.650	6.4	384.05	225.55	3354	6227	93
T1911	9.0000	19.0000	4.1250	.440	17.560	10.190	1,020,000	2,080,000	230
	228.600	482.600	104.775	11.1	446.02	258.83	4537	9252	104
T1911F	9.0000	19.0000	4.1250	.440	17.560	10.190	1,120,000	2,550,000	213
	228.600	482.600	104.775	11.1	446.02	258.83	4982	11343	97
T1921	9.2500	21.5000	5.0000	.630	19.750	10.620	1,370,000	2,750,000	378
	234.950	546.100	127.000	15.8	501.65	269.75	6094	12233	171
T1921V	9.2500	21.5000	5.0000	.630	19.750	10.620	1,370,000	2,750,000	378
	234.950	546.100	127.000	15.8	501.65	269.75	6094	12233	171
T11011	10.0000	21.2500	4.6250	.440	19.620	11.250	1,290,000	2,700,000	326
	254.000	539.750	117.475	11.1	498.35	285.75	5738	12010	148
T11115	11.0000	19.5000	5.2500	.250	17.880	12.250	944,000	3,150,000	276
	279.400	495.300	133.350	6.4	454.15	311.15	4199	14012	125
T11120	11.0000	23.7500	5.3750	.440	21.750	12.500	1,600,000	3,200,000	440
	279.400	603.250	136.525	11.1	552.45	317.50	7117	14234	200
T11120F	11.0000	23.7500	5.3750	.440	21.750	12.500	1,760,000	4,000,000	468
	279.400	603.250	136.525	11.1	552.45	317.50	7829	17793	212
T11421	14.0000	21.0000	4.0000	.440	19.000	15.500	731,000	2,710,000	186
	355.600	533.400	101.600	11.1	482.60	393.70	3252	12055	84
T114520	14.0000	23.7500	4.7500	.380	21.750	15.500	1,240,000	4,060,000	318
	355.600	603.250	120.650	9.5	552.45	393.70	5516	18060	144
T116021	16.0000	28.0000	5.7500	.380	26.000	17.690	1,900,000	3,750,000	610
	406.400	711.200	146.050	9.5	660.40	449.33	8452	16681	277
T116050	16.0000	33.0000	7.0000	.500	30.560	18.060	3,100,000	6,200,000	1170
	406.400	838.200	177.800	12.7	776.22	458.72	13789	27579	531
T116050F	16.0000	33.0000	7.0000	.500	30.560	18.060	3,420,000	7,720,000	1066
	406.400	838.200	177.800	12.7	776.22	458.72	15213	34340	484

## AMERICAN ROLLER BEARINGS®

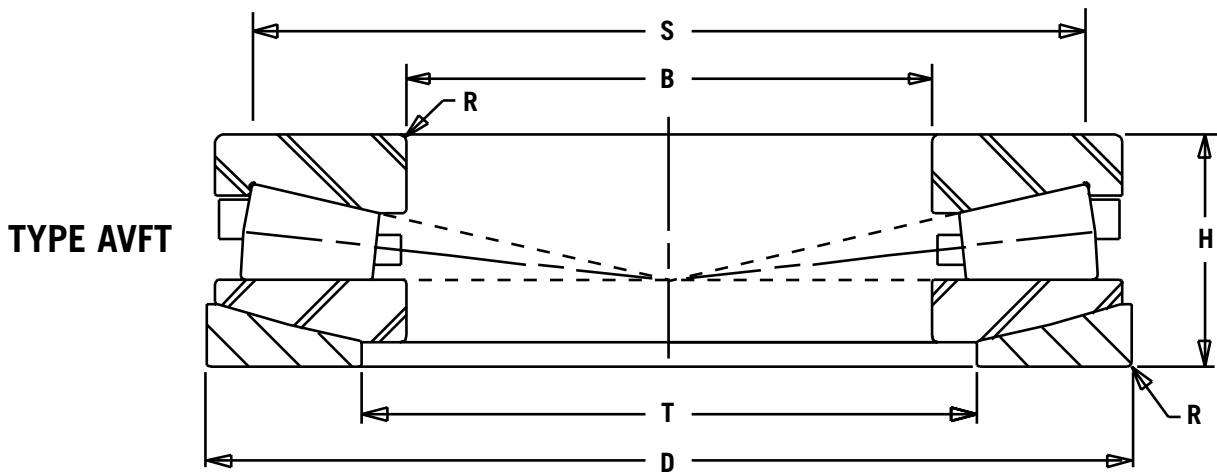


BEARING NUMBER	BORE	O.D.	HEIGHT	MAX. FILLET RADIUS	SHLDR. DIAS.		DYNAMIC CAPACITY C	STATIC CAPACITY Co	BEARING WEIGHT M
	B	D	H	R	SHAFT S	HSNG. T			
	IN/mm	IN/mm	IN/mm	IN/mm	IN/mm	IN/mm			
VFT9431	4.0000 101.600	8.5000 215.900	1.8125 46.038	.100 1.5	7.620 193.55	4.250 107.95	200,000 890	355,000 1579	21 9
VFT9556	5.0000 127.000	10.5000 266.700	2.3125 58.738	.140 3.6	9.380 238.25	5.880 149.35	305,000 1357	585,000 2602	41 19
VFT9557	5.9055 150.000	11.8000 299.720	3.5312 89.692	.120 3.0	10.530 267.46	6.880 174.75	415,000 1846	750,000 3336	79 36
VFT9654	6.6250 168.275	12.0000 304.800	2.7500 69.850	.250 6.4	10.940 277.88	7.440 188.98	430,000 1913	850,000 3781	57 26
VFT9720	7.0000 177.800	14.5000 368.300	3.2500 82.550	.250 6.4	13.250 336.55	8.000 203.20	670,000 2980	1,400,000 6227	109 49
VFT9937	9.0000 228.600	17.0000 431.800	3.5000 88.900	.200 5.1	15.620 396.75	10.120 257.05	765,000 3403	1,600,000 7117	158 72
VFT10048	10.0000 254.000	20.0000 508.000	3.7500 95.250	.250 6.4	18.440 468.38	11.120 282.45	1,020,000 4537	2,240,000 9964	243 110
VFT10049	10.0000 254.000	20.0000 508.000	4.2500 107.950	.190 4.8	18.380 466.85	11.250 285.75	1,250,000 5560	2,700,000 12010	272 123
VFT10050	10.1000 256.540	21.5000 546.100	6.5000 165.100	.250 6.4	20.310 515.87	11.880 301.75	1,800,000 8007	3,350,000 14901	501 227
VFT10051	10.2362 259.999	18.8976 479.999	5.2000 132.080	.190 4.8	16.810 426.97	11.810 299.97	1,060,000 4715	2,040,000 9074	279 127
VFT11004	11.0000 279.400	23.7500 603.250	5.3750 136.525	.190 4.8	21.750 552.45	12.500 317.50	1,760,000 7829	4,000,000 17793	508 230
VFT12003	12.0000 304.800	24.0000 609.600	4.5000 114.300	.250 6.4	22.250 565.15	13.500 342.90	1,660,000 7384	4,000,000 17793	421 191
VFT12004	12.0000 304.800	26.5000 673.100	6.7500 171.450	.300 7.6	23.940 608.08	13.880 352.55	2,500,000 11121	5,100,000 22686	767 348
VFT12005	12.0000 304.800	29.0000 736.600	11.0000 279.400	.360 9.1	24.190 614.43	15.190 385.83	3,900,000 17348	6,300,000 28024	1614 732
VFT14004	14.5095 368.541	23.9825 609.156	4.7500 120.650	.375 9.5	22.250 565.15	15.810 401.57	1,320,000 5872	2,650,000 11788	388 176
VFT16004	16.0000 406.400	28.0000 711.200	6.5781 167.084	.360 9.1	25.750 654.05	17.750 450.85	2,320,000 10320	4,500,000 20017	786 357
VFT16005	16.0000 406.400	28.0470 712.394	5.7500 146.050	.300 7.6	25.620 650.75	17.940 455.68	2,080,000 9252	4,400,000 19572	669 303

Continued on next page.

## AMERICAN ROLLER BEARINGS®

BEARING NUMBER	BORE		O.D.	HEIGHT	MAX. FILLET RADIUS	SHLDR. DIAS.		DYNAMIC CAPACITY	STATIC CAPACITY	BEARING WEIGHT
	B	D	H	R		SHAFT	HSNG.			
	IN/mm	IN/mm	IN/mm	IN/mm	IN/mm	IN/mm	IN/mm	LBS/kN	LBS/kN	LBS/kg
VFT17001	17.0000	34.0000	9.0000	.400	.400	31.000	19.250	4,250,000	8,500,000	1708
	431.800	863.600	228.600	10.2	10.2	787.40	488.95	18905	37810	775
VFT20003	20.0000	39.0000	7.7500	.500	.500	36.500	22.190	3,750,000	9,300,000	1946
	508.000	990.600	196.850	12.7	12.7	927.10	563.63	16681	41368	883
VFT22002	22.0000	42.0000	11.2500	.400	.400	37.500	25.190	6,300,000	11,000,000	3090
	558.800	1066.800	285.750	10.2	10.2	952.50	639.83	28024	48930	1402
VFT28001	28.0000	38.0000	5.0000	.190	.190	36.120	30.000	1,960,000	4,400,000	781
	711.200	965.200	127.000	4.8	4.8	917.45	762.00	8718	19572	354
VFT28002	28.0000	39.0000	7.5000	.400	.400	36.880	29.750	3,200,000	6,300,000	1262
	711.200	990.600	190.500	10.2	10.2	936.75	755.65	14234	28024	572
VFT32002	32.5000	46.0000	5.0000	.560	.560	44.500	33.880	3,550,000	10,000,000	1212
	825.500	1168.400	127.000	14.2	14.2	1130.30	860.55	15791	44482	550



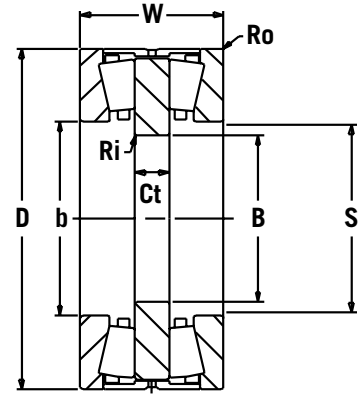
THRUST  
BEARINGS

BEARING NUMBER	BORE		O.D.	HEIGHT	MAX. FILLET RADIUS	SHLDR. DIAS.		DYNAMIC CAPACITY	STATIC CAPACITY	BEARING WEIGHT
	B	D	H	R		SHAFT	HSNG.			
	IN/mm	IN/mm	IN/mm	IN/mm	IN/mm	IN/mm	IN/mm	LBS/kN	LBS/kN	LBS/kg
AVFT9721	7.2500	16.0000	8.0000	.240	.240	13.620	9.000	1,020,000	1,730,000	347
	184.150	406.400	203.200	6.0	6.0	345.95	228.60	4537	7695	157
AVFT9722	7.8740	15.7480	4.7969	.160	.160	14.120	9.470	815,000	1,600,000	190
	200.000	399.999	121.841	4.0	4.0	358.65	240.54	3625	7117	86
AVFT9938	9.0000	19.0000	6.2500	.190	.190	16.500	11.120	1,320,000	2,450,000	375
	228.600	482.600	158.750	4.8	4.8	419.10	282.45	5872	10898	170
AVFT9939	9.5000	19.2500	6.0000	.240	.240	17.000	11.000	1,120,000	2,240,000	359
	241.300	488.950	152.400	6.0	6.0	431.80	279.40	4982	9964	163
AVFT10052	10.0000	20.0000	8.5000	.400	.400	16.750	12.500	1,340,000	2,200,000	553
	254.000	508.000	215.900	10.2	10.2	425.45	317.50	5961	9786	251
AVFT12006	12.0000	24.0000	8.5000	.300	.300	21.120	13.750	2,280,000	4,000,000	793
	304.800	609.600	215.900	7.6	7.6	536.45	349.25	10142	17793	360
AVFT14005	14.0000	26.0000	10.0000	.400	.400	22.750	16.250	2,500,000	4,150,000	1065
	355.600	660.400	254.000	10.2	10.2	577.85	412.75	11121	18460	483
AVFT16006	16.0000	34.2500	9.5000	.650	.650	31.620	18.250	4,000,000	8,800,000	1892
	406.400	869.950	241.300	16.5	16.5	803.15	463.55	17793	39144	858

# DOUBLE ACTING V-FLAT

## AMERICAN ROLLER BEARINGS®

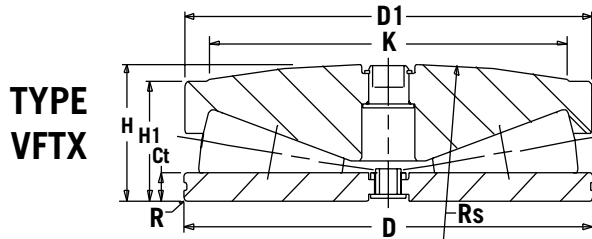
### TYPE VVFT



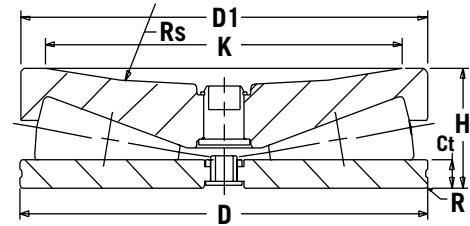
BEARING NUMBER	BORE	O.D.	WIDTH	MAX FILLET		ROT. PLATE SHLDR.	STAT. PLATE I.D.	ROT. PLATE THICK.	DYNAMIC CAPACITY	STATIC CAPACITY	BRG. WT.
	B	D	W	Ri	Ro	S	b	Ct	C	Co	M
	mm/IN	mm/IN	mm/IN	mm/IN	mm/IN	mm/IN	mm/IN	mm/IN	kN/LBS	kN/LBS	kg/LBS
VVFT8944	220 8.6614	300 11.8110	96 3.7795	0.6 .025	2.0 .080	231.0 9.094	236.0 9.291	22.0 0.866	440 99,000	1660 373,200	20 44
VVFT8948	240 9.4488	320 12.5984	96 3.7795	0.6 .025	2.0 .080	251.0 9.882	256.0 10.079	22.0 0.866	418 94,000	1900 427,200	22 47
VVFT8050	250 9.8425	380 14.9606	100 3.9370	1.0 .040	2.0 .080	267.0 10.512	275.0 10.827	22.0 0.866	897 201,700	4530 1,018,400	44 96
VVFT8952	260 10.2362	360 14.1732	92 3.6220	1.0 .040	2.0 .080	276.0 10.866	285.0 11.221	20.0 0.787	605 136,100	2600 584,600	28 62
VVFT8154	270 10.6299	450 17.7165	180 7.0866	2.0 .080	4.0 .160	300.0 11.811	310.0 12.205	45.0 1.772	1650 371,000	6000 1,348,900	120 265
VVFT8960	300 11.8110	420 16.5354	100 3.9370	1.5 .060	1.5 .060	320.0 12.600	330.0 12.992	23.0 .906	900 202,400	4500 1,011,700	44 96
VVFT8964	320 12.5984	440 17.3228	108 4.2520	1.0 .040	2.5 .100	348.0 13.701	355.0 13.976	26.0 1.024	990 222,600	4650 1,045,400	49 107
VVFT8064	320 12.5984	470 18.5039	130 5.1181	1.0 .040	2.5 .100	340.0 13.386	350.0 13.780	30.0 1.181	1300 292,300	5700 1,281,500	80 176
VVFT8970	350 13.7795	490 19.2913	130 5.1181	1.0 .040	2.5 .100	380.0 14.961	390.0 15.354	30.0 1.181	1170 263,100	5100 1,146,600	74 162
VVFT8070	350 13.7795	540 21.2598	135 5.3150	1.0 .040	3.0 .120	384.0 15.118	400.0 15.748	30.0 1.181	1720 386,700	9150 2,057,100	115 254
VVFT8172	360 14.1732	560 22.0472	200 7.8740	2.0 .080	5.0 .200	376.0 14.803	396.0 15.591	48.0 1.890	1850 415,900	11500 2,585,400	186 410
VVFT8076	380 14.9606	560 22.0472	130 5.1181	1.5 .060	2.5 .100	416.0 16.378	430.0 16.929	32.0 1.260	1790 402,500	10000 2,248,200	110 243
VVFT8180	400 15.7480	650 25.5906	200 7.8740	2.0 .080	5.0 .200	435.0 17.126	450.0 17.716	50.0 1.969	2500 562,100	13000 2,922,600	268 590
VVFT8084	420 16.5354	620 24.4094	170 6.6929	1.5 .060	2.5 .100	455.0 17.913	465.0 18.307	35.0 1.378	2420 544,100	12200 2,742,700	185 408
VVFT8088	440 17.3228	645 25.3937	167 6.5748	2.5 .100	3.0 .120	480.0 18.898	490.0 19.291	50.0 1.969	1980 445,200	10800 2,428,000	190 419
VVFT8090	450 17.7165	645 25.3937	155 6.1024	3.0 .120	3.0 .120	480.0 18.898	490.0 19.291	38.0 1.496	1980 445,200	10800 2,428,000	170 375
VVFT8194	470 18.5039	720 28.3465	200 7.8740	2.0 .080	3.0 .120	515.0 20.276	535.0 21.063	50.0 1.575	3410 766,700	17600 3,956,700	285 628
VVFT8096	480 18.8976	710 27.9528	218 8.5827	4.6 .180	5.0 .200	555.0 21.850	575.0 22.638	57.0 2.244	3350 753,200	16500 3,709,400	305 672
VVFT89/530	530 20.8661	710 27.9528	218 8.5827	2.0 .080	2.5 .100	560.0 22.047	575.0 22.638	56.9 2.241	2200 494,600	11000 2,473,000	245 540
VVFT89/550	550 21.6535	760 29.9213	230 9.0551	2.0 .080	4.0 .160	585.0 23.031	610.0 24.016	50.0 1.969	2920 656,500	13200 2,967,500	310 683
VVFT80/600	600 23.6220	910 35.8268	290 11.4173	4.0 .160	5.0 .200	670.0 26.378	680.0 26.772	70.0 2.756	4730 1,063,400	21200 4,766,000	655 1444
VVFT89/670	670 26.3780	900 35.4331	230 9.0551	2.0 .080	4.0 .160	705.0 27.756	725.0 28.543	50.0 1.969	3580 804,900	19000 4,271,400	425 937

THRUST  
BEARINGS

## AMERICAN ROLLER BEARINGS®



TYPE  
VFTV



BEARING NUMBER	SCREW EXT.	O.D.	HEIGHT	SHLDR. HEIGHT	SPHERE RADIUS	BOT. PLT. THICK.	TOP PLATE O.D.	MAX. FILLET RADIUS	STATIC CAPACITY	BRG. WT.
	K	D	H	H1	Rs	Ct	D1	R	Co	M
	IN/mm	IN/mm	IN/mm	IN/mm	IN/mm	IN/mm	IN/mm	IN/mm	LBS/kN	LBS/kg
126VFTX922	11.0000	12.6250	4.369	3.750	30.000	0.875	12.532	.062	1,500,000	136
	279.400	320.675	110.973	95.250	762.00	22.23	318.31	1.5	6700	62
148VFTX926	13.0000	14.8750	5.079	4.375	36.000	1.000	14.782	.062	2,040,000	212
	330.200	377.825	129.007	111.125	914.40	25.40	375.46	1.5	9100	96
161VFTX930	14.0000	16.1250	5.542	4.812	40.000	1.125	16.032	.125	2,450,000	276
	355.600	409.575	140.767	122.225	1016.00	28.58	407.21	3.1	10900	125
172VFTX934	15.0000	17.2500	5.932	5.125	40.000	1.250	17.157	.125	2,800,000	375
	381.000	438.150	150.673	130.175	1016.00	31.75	435.79	3.1	12500	170
195VFTX938	17.0000	19.5000	6.717	5.750	42.000	1.375	19.407	.125	3,600,000	452
	431.800	495.300	170.612	146.050	1066.80	34.93	492.94	3.1	16100	205
190VFTX940	16.5000	19.0000	5.730	5.125	75.000	1.500	18.906	.062	3,450,000	373
	419.100	482.600	145.542	130.175	1905.00	38.10	480.21	1.5	15400	169
206VFTX942	18.0000	20.6250	6.920	6.000	50.000	1.375	20.532	.125	4,200,000	540
	457.200	523.875	175.768	152.400	1270.00	34.93	521.51	3.1	18700	245
210VFTX944	18.0000	21.0000	7.000	6.375	78.000	1.250	20.906	.062	4,250,000	617
	457.200	533.400	177.800	161.925	1981.20	31.75	531.01	1.5	19000	280
218VFTX946	19.0000	21.8750	7.514	6.500	50.000	1.500	21.782	.125	4,550,000	606
	482.600	555.625	190.856	165.100	1270.00	38.10	553.26	3.1	20300	275
228VFTX950	20.0000	22.8750	7.629	6.625	56.000	1.500	22.782	.125	5,100,000	639
	508.000	581.025	193.777	168.275	1422.40	38.10	578.66	3.1	22700	290
240VFTX954	21.0000	24.0000	8.032	7.000	60.000	1.500	23.907	.125	5,700,000	882
	533.400	609.600	204.013	177.800	1524.00	38.10	607.24	3.1	25400	400
252VFTX958	22.0000	25.2500	8.373	7.250	60.000	1.500	25.157	.125	6,300,000	1003
	558.800	641.350	212.674	184.150	1524.00	38.10	638.99	3.1	28100	455
126VFTV922	11.0000	12.6250	3.750	-	15.000	0.875	12.532	.062	1,500,000	116
	279.400	320.675	95.250	-	381.00	22.23	318.31	1.5	6700	53
148VFTV926	13.0000	14.8750	4.375	-	18.000	1.000	14.782	.062	2,040,000	192
	330.200	377.825	111.125	-	457.20	25.40	375.46	1.5	9100	87
161VFTV930	14.0000	16.1250	4.812	-	20.000	1.125	16.032	.125	2,450,000	243
	355.600	409.575	122.225	-	508.00	28.58	407.21	3.1	10900	110
172VFTV934	15.0000	17.2500	5.125	-	20.000	1.250	17.157	.125	2,800,000	296
	381.000	438.150	130.175	-	508.00	31.75	435.79	3.1	12500	134
195VFTV938	17.0000	19.5000	5.750	-	22.000	1.375	19.407	.125	3,600,000	424
	431.800	495.300	146.050	-	558.80	34.93	492.94	3.1	16100	192
206VFTV942	18.0000	20.6250	6.000	-	25.000	1.375	20.532	.125	4,200,000	494
	457.200	523.875	152.400	-	635.00	34.93	521.51	3.1	18700	224
218VFTV946	19.0000	21.8750	6.500	-	25.000	1.500	21.782	.125	4,550,000	606
	482.600	555.625	165.100	-	635.00	38.10	553.26	3.1	20300	275
228VFTV950	20.0000	22.8750	6.625	-	28.000	1.500	22.782	.125	5,100,000	672
	508.000	581.025	168.275	-	711.20	38.10	578.66	3.1	22700	305
240VFTV954	21.0000	24.0000	7.000	-	30.000	1.500	23.907	.125	5,700,000	782
	533.400	609.600	177.800	-	762.00	38.10	607.24	3.1	25400	355
252VFTV958	22.0000	25.2500	7.250	-	30.000	1.500	25.157	.125	6,300,000	896
	558.800	641.350	184.150	-	762.00	38.10	638.99	3.1	28100	406

When a standard bearing cannot be found that will physically fit the available space in an application, cannot handle the anticipated loads or speeds, or in general cannot properly function for a variety of reasons, special bearings have been designed and manufactured for our customers. Many times, the success or failure of a manufacturer's machine has hinged on the ability of a special bearing to let the machine do its job.

## Spherical Plain Bearings

These bearings are very common in much smaller sizes, being used in automobiles and many types of equipment. The 8.0 inch bore bearing to the right allows radial and axial forces to be transmitted as well as free rotation without imposing a bending moment on its shaft. The two components of this example have been made with hard steel on hard steel, while other versions for other applications employ one component made from bearing bronze.



## Split Bearings

The most common reason for employing a split bearing is to simplify the removal and replacement of its predecessor after its service time has expired. Cylindrical roller bearings are the type that are most commonly split, and are typically used in applications where the shaft has a shoulder on one side of the bearing and another component, such as a gear, coupling, etc. mounted on the other side. The old split bearing is unbolted and the halves lifted off, then the process is reversed to install the new bearing. Smaller split bearings like the one shown are used on caster rolls. Larger size split bearings can be found on very long drive shafts on the order of 600mm and act as "center support" bearings.

## Combined Radial/Thrust Bearings

These bearings take advantage of limited space by allowing one race to perform the dual functions of a radial race and a thrust race. The amount of each load and the shaft speed need to be known in order to optimize the radial and thrust capacities of each part of the bearing for optimal service life.







## Self – Aligning Cylindrical

This type of bearing uses a conventionally designed cylindrical roller bearing with a spherical O.D. that fits inside an outer sleeve with a spherical I.D. allowing misalignment to occur without adversely affecting the rolling elements. When a straight inner race is used, axial shaft expansion is easily accommodated by the ground and lubricated surfaces. This is a much more reliable method of allowing axial expansion than trying to make an outer race O.D. slide in a dry machined housing bore.

## Ladder Bearing

This unique type of bearing is designed to allow limited axial movement that occurs from thermal expansion or a repositioning of the heavy machine it supports. For balance, four ladder bearings are commonly used on one machine, with the ladder bearings underneath at the four corners. Usually pockets are provided in the base of the machine for the top races, while a matching set of pockets are created on the floor for the Bottom Races. The cage/roller assemblies fit in between. Grease lubrication is sufficient for these bearings, and sealing is provided by the machine manufacturer.



## Notched Deep Groove Ball Bearing

This modified deep groove ball bearing is used in an application where mounting and dismounting would be very difficult if the typical shaft fit was used to prevent the Inner Race from turning and galling the shaft. The shaft fit has been adjusted to allow the inner race to easily slide onto the shaft for assembly and off for removal. To prevent the damage that would occur if the Inner Race turned on the shaft, a keyway notch is provided on the face of this race race and it easily engages a key when slid into position. The outer race notches are simply grease passages.

## Extra Large Bearing

When a very large bearing for a piece of equipment is needed and no standard bearing exists, the equipment manufacturer will work with a bearing manufacturer to create a special bearing for his application. The various types of bearings found in this catalog can all be made as extra large bearings. We've even manufactured a combined radial/thrust bearing as an extra large.



## Crossed Roller Bearing

This bearing design offers its users a single bearing with a compact envelope that can accommodate radial, thrust and moment loading. The original application of a crossed roller, or "X" bearing, was that of replacing two radial bearings and a thrust bearing in a "kingpost" arrangement. Whenever selecting a crossed roller bearing for an application, it is recommended that you contact American Roller Bearing so our engineering department can evaluate the arrangement with its anticipated loads and speeds. Large size crossed roller bearings are often supplied with inner race and outer race bolt holes for mounting and with seals.

## Track Wheel

Track wheel and conveyor roll bearings employ a very thick outer race that acts as the wheel part of the bearing. This prevents the "wheel" from deforming under the relatively heavy loads it experiences. Track wheel bearings differ from conveyor roll bearings in that they have one or two outside flanges designed to follow the edge of a rail.







## Ball Bushing

This type of bearing accommodates light radial loads while allowing rotation and free axial movement. Some versions are used in stamping presses to precisely align the top and bottom dies. Other applications use this type of bearing to allow one part of a machine to slide while maintain alignment on two axis.

## Very High Temperature Bearings

With Rollers made from a tough, heat resistant tool steel, this type of bearing is capable of withstanding very high temperatures, some up to 1200 degrees Fahrenheit. Operation is either intermittent or of a short duration as there are no suitable lubricants available for such high temperatures. For much lower temperatures, up to 400 deg. F, special heat treating processes and various stainless steel alloys are used.



## Eccentric Outer Race Bearing

The purpose of this special outer race feature is to allow the radial adjustments by turning the bearing's outer race in its housing. Usually used as a rollneck bearing, with two per roll, the adjustability allows a precise radial gap to be created with parallel roll bodies.

# RECONDITIONING PROGRAM

RADIAL, THRUST  
& SPECIAL

TAPERED  
ROLLER BEARINGS

SPHERICAL  
ROLLER BEARINGS

CYLINDRICAL  
ROLLER BEARINGS

ALL TYPES  
OF STANDARD  
& CUSTOM  
DESIGNS

## Reconditioning Objective

We can help our customers maximize the total value of their bearing expenditures through a comprehensive and professional repair and reconditioning program.

## Reason to Recondition

Many bearings suffer minor but significant internal damage in use from contamination and lubrication breakdown. If allowed to continue in operation, this minor damage will rapidly progress resulting in a complete failure of the bearing. A professional Class II reconditioning will re-grind rollerpaths, which removes the damaged surfaces providing essentially new rollerpaths. In conjunction with re-grinding, the old, damaged rollers will be replaced by new, slightly oversize rollers, allowing the bearing to possess its original internal clearance.

## Value from Your Investment

Behind the products, services and warranty are the people of American Roller Bearing Company. Our bearing products, both new and reconditioned, are designed by our engineering department using the stringent ISO/ABMA tolerances and controls, manufactured new and/or repaired by experienced, well-trained operators, thoroughly inspected according to quality assurance procedures and carefully assembled by our skilled technicians.

## Getting Started

You may contact one of our Regional Sales Managers who will evaluate your bearing usage and help you determine if and where reconditioning will be a cost benefit. Often, one of our Industry Service Specialists is called in to physically examine your used bearings in order to determine their suitability for reconditioning. Together, we can customize a program to fit you specific requirements. These services are also available through our network of local distributors that may already be an integral part of your supply chain.



RECONDITIONING  
PROGRAM

## RECONDITIONING PROGRAM SIZE RANGE

Inch • 7.874" I.D. to 84.000" O.D.  
Metric • 200 mm I.D. to 2134 mm O.D.

### Reconditioning Summary

- American Roller Bearing Company provides reconditioning services that can extend the useable life of your bearings in order to reduce your total bearing costs.
- American services all types of bearings.
- American services those from all bearing manufacturers.
- Fully reconditioned bearings receive the same warranty as new bearings.
- Cost of services range from 20% to 80% of the price of a new bearing. Type of service depends on your needs. See "Standard Repair Classes" on next page.
- American can recondition and return your bearings faster than anyone can make them from the beginning.
- Users can maintain a larger population of bearings at a lower total investment.
- American can modify your existing bearings by adjusting clearances, modifying Spacers, adding lubrication or anti-rotation features, etc.
- American provides a complete Outer Race O.D. regrinding and matching for cluster mill bearings and support roll applications.
- American is ready, willing and able to customize a program for your specific needs.



CLEAN & INSPECT

REPORT & QUOTE

ENGINEERING  
EVALUATION

REGRIND  
RACEWAYS

MANUFACTURE  
OR MODIFY  
ROLLING  
ELEMENTS

IN-PROCESS  
QUALITY  
INSPECTION

RESET  
CLEARANCES

ASSEMBLE

FINAL QUALITY  
INSPECTION

# RECONDITIONING PROGRAM

SAME  
MATERIAL

SAME  
OPERATORS

SAME  
PROCESSES

SAME  
EQUIPMENT

SAME  
TOLERANCES

SAME  
PROCEDURES

SAME  
SPECIFICATIONS  
& WARRANTY

## Like New from the Company that Knows New!

There's a very good chance American Roller Bearing Company already manufactures the same interchangeable bearing that you need reconditioned. At the least, we likely manufacture different sized bearings used in the same industry. Therefore, we are familiar with the tolerances and specifications to apply to the bearings that we will recondition for you. To properly recondition many bearings also requires that our design engineers re-design the interior of your bearing so it may properly function. When new bearing parts are manufactured, we have to know the correct materials to select and the proper way they should be heat treated. Grinding both used and new components is done by the same operators on the same machines that make our own new bearings. Yes, a properly reconditioned bearing can be as good as new!

## Standard Reconditioning Classes

### Class I

- DISASSEMBLE, CLEAN, VISUALLY INSPECT, MEASURE, PROVIDE WRITTEN REPORT WITH DIMENSIONS AND OBSERVATIONS, QUOTE.
- POLISH ALL COMPONENTS, ASSEMBLE, MARK REPAIR CODE, PACKAGE, AND LABEL AS "REPAIR".

### Class II

- SAME AS CLASS I ABOVE WITH ADDITION OF: SPECIFY RECONDITIONING PROCEDURE.
- POLISH ALL NON-CONTACT SURFACES, RE-GRIND ROLLERPATHS, MANUFACTURE NEW ROLLERS, ENLARGE CAGE POCKETS, ASSEMBLE, MARK REPAIR CODE, PACKAGE AND LABEL AS "REPAIR."

### Class III

- SAME AS CLASS II ABOVE WITH THE ADDITION OF: MANUFACTURE OF ONE NEW RACE, EITHER AN INNER RACE OR AN OUTER RACE.
- REGRIND OR REPLACE ROLLERS ARE REQUIRED. ASSEMBLE, MARK REPAIR CODE, PACKAGE AND LABEL AS "REPAIR."

## Customized Programs

- CLUSTER MILLS
- PULVERIZERS
- ROLL SHOPS
- SUPPORT ROLLS

● BALL BEARINGS ●

▮ TAPERED ROLLER BEARINGS ▮

▮ SPHERICAL ROLLER BEARINGS ▮

▮ CYLINDRICAL ROLLER BEARINGS ▮

# RECONDITIONING PROGRAM

**BEFORE**



**AFTER**



100 YEARS IN  
BUSINESS

USA OWNED  
USA MANUFACTURED

LARGE INDUSTRIAL  
BEARINGS

MEMBER ABMA

MODERN  
MANUFACTURING  
PLANTS

ISO 9001-2008  
CERTIFIED

ENGINEERED  
PRODUCTS  
& SERVICES

● ALL TYPES ●

▮ LIKE NEW WARRANTY ▮

▮ ENGINEERING SUPPORT ▮

▮ REDUCED OPERATING COSTS ▮

RECONDITIONING  
PROGRAM

## Bearing Dynamic Capacity – C

The bearing Dynamic Capacity, C, is defined as the constant stationary radial load which a rolling bearing can theoretically endure for a basic rating life of one million revolutions. Values for this important bearing parameter, C, are shown in each bearing table found in this catalog except Crane Hook bearings. Bearing Dynamic Capacity is used to predict a rating life for for each bearing at its anticipated loading and rotational speed. Generally, a bearing should only be subject to a maximum operating load equal to half its Bearing Dynamic Capacity.

The method of calculating Bearing Dynamic Capacity has been defined by associations such as the American Bearing Manufacturers Association (ABMA) and the International Organization for Standardization (ISO). The formulas use the internal dimensions of the bearing raceways and its rolling elements.

## Static Capacity - Co

The Bearing Static Capacity, Co, is the maximum load that can safely be applied to a non-rotating bearing that will not cause subsequent bearing operation to be impaired. It is based on a calculated contact stress at the center of the most heavily load rolling element where it contacts the Inner Race. These stress levels for three types of bearings are:

- 4600 MPa (667,000 psi) for self-aligning ball bearings
- 4200 MPa (609,000 psi) for all other ball bearings
- 4000 MPa (580,000 psi) for all roller bearings

## Bearing Rating Life Calculation

“Rating life” is the bearing life calculated for 90% reliability. This is the amount of time that a group of apparently identical bearings will complete or exceed before the formation of a fatigue spall.

The basic formula for calculating bearing L<sub>10</sub> rating life is:

$$L_{10} = \frac{(C/P)^e \times 10^6}{60 \times N}$$

where:

- C = Dynamic Capacity (dN or Lbs)
- P = Equivalent Bearing Load (N or Lbs)
- N = Rotating speed in RPM
- e = 3.0 for ball bearings,  
10/3 for roller bearings

## Combined Radial and Thrust Loads

All ball bearings, tapered roller bearings and spherical roller bearings are capable of taking a significant axial thrust load. The “equivalent bearing load”, P, used in the rating life formula, needs to be calculated when combined radial and axial loads occur. This calculation can be somewhat complicated as it depends on the relative magnitudes of the radial and thrust loads to each other and the contact angle developed by the bearing. It is beyond the scope of this catalog to show all the methods of calculating P for all the bearing types shown. For tapered roller bearings, the “K” thrust factor is employed. For any application needing a rating life calculation with combined radial and thrust loading, please contact American’s sales department.

Radial cylindrical roller bearings that have opposing flanges on their inner and outer races have a limited capability of taking a thrust load though the length of the rollers. It is so limited that we do not recommend users intentionally do this. Acceptable thrust loading is using roller ends and flanges for intermittent thrust and locating purposes. Since any thrust load would be perpendicular to the radial load and would use different bearing contact surfaces, it is not a factor in the bearing’s life calculation.

## Varying Loads and Speeds

Many applications do not operate at a constant load or speed, and to select bearings for a certain rating life in hours based on the worst operating condition might prove uneconomical. Often, a duty cycle can be defined for the various operating conditions (load and speed) and the percentage of time at each. A related situation also occurs in some machines that create a reciprocating motion. In such instances, a complete duty cycle occurs within one revolution of the bearing. Furthermore, the two examples could be combined for several anticipated operating conditions with reciprocating motion and different peak loads and speeds.

Calculating the rating life when loads and speeds vary involves first calculating the L<sub>10</sub> rating life at each operating condition of the duty cycle. Next, the formula below is used to combine the individual L<sub>10</sub> lives to a rating life for the complete duty cycle.

$$L_{10} = \frac{1}{\frac{T_1}{L_{p1}} + \frac{T_2}{L_{p2}} + \frac{T_n}{L_{pn}}}$$

T<sub>1</sub>, T<sub>2</sub>, T<sub>n</sub> = percentage of time at different conditions, expressed as a decimal  
T<sub>1</sub> + T<sub>2</sub> + ... T<sub>n</sub> = 1

L<sub>p1</sub>, L<sub>p2</sub>, L<sub>pn</sub> = Life in hours for each period of constant load and speed

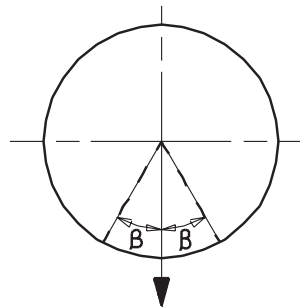
## Oscillating Loads

When a bearing does not make a complete rotation, but oscillates back and forth in operation, a lower equivalent radial load can be calculated using the formula below:

$$P_e = P_o \times (\beta/90)^{1/e}$$

where:

- P<sub>e</sub> = equivalent dynamic radial load
- P<sub>o</sub> = actual oscillating radial load
- β = angle of oscillation, in degrees
- e = 10/3 (Roller Bearings) 3.0 (Ball Brgs)



## Separating Radial and Thrust Loads

Some applications produce very high radial and thrust loads, and it might not be physically possible or feasible to use a single bearing that is capable of taking both types of load. In such situations, a better design is to provide separate bearings to take the radial and thrust loads. When this occurs, the machine designer must be careful to insure that the radial bearing takes only the radial load, and the thrust bearing takes only the thrust load. A good way to accomplish this is to use a cylindrical roller bearing with one straight race at the “radial” location, as this bearing cannot take any thrust. A pair of angular contact bearings or steep angled tapered roller bearings is often a good choice to take the thrust load, but they must be prevented from seeing any radial load. One way to accomplish this is to make the fit of the outer races very loose in their housings: typically .5 mm/.020 In. to 1.0 mm/.040 In.



## Bearing Selection

In many cases involving bearing selection during the initial design of a machine, obtaining a satisfactory rating life is the prime consideration. The shaft size is usually decided first, based on allowable working stress and deflection. This establishes the bearing bores. Fortunately for the equipment designer, standard bearings can be found with different O.D.s and widths for a given bore size. As the bearing envelope volume increases with O.D. and width, Dynamic Capacity increases accordingly, yielding increased rating life.

Once the loads and speeds have been determined, the question now becomes, "How many hours of rating life are needed for a well designed machine?" Sometimes, this is spelled out either by specific industry standards or company policy based on the industry and customer expectations. It may be perfectly acceptable in one industry for the end users to overhaul their equipment, replacing bearings, seals, etc. once every year. In another industry, it may be expected that the bearings last ten years minimum. Also to be taken into consideration when determining the value of the minimum desired rating life is how often the equipment is in use. Does it run intermittently or full time during a work shift? How many shifts per day and how many days per week?

Table I below shows suggested minimum bearing rating lives for various operating and reliability conditions.

Table I

OPERATING CONDITION	MINIMUM L <sup>10</sup> LIFE (HOURS)
Intermittent operation during day, service interruptions acceptable	8,000
Intermittent operation during day, reliability important	12,000
Continuous 1 shift operation	20,000
Continuous 2 shift operation	40,000
Continuous 24 hour operation	60,000
Continuous 24 hour operation reliability important	100,000

## Required Dynamic Capacity

When the machine designer knows his bearing loads and speeds along with a minimum acceptable L<sub>10</sub> rating life, he can use the formula below to calculate the minimum bearing Dynamic Capacity required.

$$\text{where: } C_{req} = \left( \frac{L_{10} \times 60 \times N}{1,000,000} \right)^{1/e} \times P$$

- C<sub>req</sub> = Dynamic Capacity required (N or lbs.)
- P = Equivalent Bearing Load (N or lbs.)
- N = Rotating speed in RPM
- e = 3.0 for ball bearings  
10/3 for roller bearings

## Life Adjustment Factors

Life adjustment factors allow the original equipment manufacturer to better predict the actual service lives and reliability of bearings that he selects and installs in his equipment. An adjusted calculated L<sub>10</sub> rating life is calculated by using the following formula:

$$L_{na} = a_1 \times a_2 \times a_3 \times L_{10}$$

where:

- L<sub>na</sub> = adjusted rating life
- a<sub>1</sub> = life adjustment factor for reliability
- a<sub>2</sub> = life adjustment factor for special bearing properties, such as material
- a<sub>3</sub> = life adjustment factor for operating conditions, lubrication, cleanliness, etc.

Life adjustment factors, a<sub>1</sub>, a<sub>2</sub> and a<sub>3</sub>, can theoretically be greater or less than 1.0, depending on their evaluation.

## Life Adjustment for Reliability - a<sub>1</sub>

In the OEM's process of predicting the service reliability of his equipment, it is sometimes necessary to increase the reliability of the selected bearings to predict a longer mean time between failures. The a<sub>1</sub> factors shown below are for increased values of reliability. If a lower value for L<sub>10</sub> is calculated with an a<sub>1</sub> factor, and it is not acceptable, then a bearing with greater Dynamic Capacity needs to be chosen.

Reliability - %	Ln	a <sub>1</sub> factor
90	L10	1.00
95	L5	0.64
96	L4	0.55
97	L6	0.47
98	L2	0.37
99	L1	0.25

## Life Adjustment Factor for Special Bearing Properties - a<sub>2</sub>

There have been many improvements in bearing design and manufacture over the years that have been proven in life tests that result in improved L<sub>10</sub> rating life. Some of these improvements are:

- Improved surface finishes
- Improved materials and heat treating
- Contoured Rollers and Raceways

## Life Adjustment Factor for Operating Conditions - a<sub>3</sub>

The Bearing Dynamic Capacity formula was empirically determined through carefully controlled laboratory life testing. Many bearing applications are far from laboratory conditions. Therefore it can be difficult to justify an a<sub>3</sub> factor greater than 1.0. Conditions such as high temperature, contamination, exterior vibration, etc will lead to an a<sub>3</sub> factor less than 1.

If the lubrication is superior and the operating speed high enough, a significant improved lube film can develop between the bearing's internal contact surfaces justifying an a<sub>3</sub> factor greater than 1.0. To safely use this benefit for design or commercial reasons requires a thorough analysis and either test data or previous experience.

## System Life

Most machines employ two or more bearings on a shaft, and often there are two or more shafts. All of the bearings in a machine are then considered to be a bearing system. For business purposes, it is important for the manufacturer to know the reliability or system life of their machine. This evaluation process considers the importance of combining the  $L_{10}$  lives of all the bearings in the system to answer the question, "How long will the machine perform with 90 percent reliability." In simpler terms, the system  $L_{10}$  reliability will be less than the lowest individual  $L_{10}$  rating life. The following formula is used to calculate the System Rating Life:

$$L_{10sys} = (L_1^{-w} + L_2^{-w} + \dots + L_n^{-w})^{-1/w}$$

where:

$L_{10sys}$  = rating life for the system of bearings  
 $L_1, L_2, L_n$  = rating life for the individual bearings in the system  
 $w$  = 10/9 for ball bearings and  
 $w$  = 9/8 for roller bearings

## Minimum Bearing Load

It has been learned from experience that bearings requires a minimum applied load to insure traction for the rolling elements so they roll as the shaft starts to rotate. If the balls or rollers do not roll, they will skid on the moving raceway, wiping away the lubricating oil, and causing damage to the rolling element O.D.s and raceway surfaces. This is called "skidding" and the resultant damage is referred to as "smearing", which will shorten bearing life.

For the bearings found in this catalog, a good approximation of the minimum load for each is,

$$P_{min} = 0.02 \times C$$

where:

$P_{min}$  = required minimum equivalent load on the bearing, radial load for radial bearings and thrust load for thrust bearings.  
 $C$  = Bearing Dynamic Capacity

In most applications, the existing weight of the shaft, gears, couplings, etc. is sufficient to exceed the Minimum Bearing Load. However, during startup, the angular acceleration of the shaft should be monitored and limited to insure that the bearings immediately start rolling as the shaft starts to rotate.

## High Temperature Capacity

Bearing Dynamic and Static Capacities are reduced at high operating temperatures. The basic reason is there is the reduction of raceway and rolling element hardness at high temperatures. Bearing Dynamic Capacity should be reduced by multiplying by the reduction factors as shown below. The temperatures shown are those of the bearing components themselves, which are usually higher than the ambient temperature of the application.

Bearing	°C	150	200	260	300
Temperature	°F	300	400	500	575
Temperature		1.0	.90	.73	.60
Factor					

For temperature factors between the values shown, linear interpolation may be applied.

## Misalignment

Misalignment of a bearing typically happens for two reasons: 1. Housings are statically misaligned; and 2. Shaft deflects or bends under load. Generally, misalignment is not a good thing for rolling element bearings that are not specifically designed to accommodate misalignment. Ball, tapered and cylindrical roller bearing capacity is based on the assumption that the misalignment will not exceed 0.0005 radians (0.03°). Misalignment greater than this will lead to  $L_{10}$  lives less than that calculated.

The only bearings shown in this catalog that are specifically designed to accommodate misalignment are spherical roller bearings (Page 214), self aligning thrust bearings (Pages 242, 253, & 255), and self-aligning cylindrical (page257). This last type of bearing is found in the "Special" bearings section. These special bearing types can accommodate misalignments from 1.0° to 1.5°.

## Distortions

A quick perusal of our tables of standard bearings will reveal that for a given bore diameter, several bearings are available with increasing O.D.s and widths. Section heights and capacities increase accordingly. Section height is simply the radial dimension between a bearing's bore and its outside diameter, into which must be fitted an inner race, balls or rollers, and an outer race. A properly designed bearing balances the thicknesses of the two races with the rolling element diameter in order to optimize Dynamic Capacity without significantly reducing the structural strength of the races. Bearings with thinner races are more subject to distortion than those with thicker cross sections and thicker races.

In general, for a bearing to properly operate, the inner and outer races must be properly supported by the shaft and housing. However, the nature of the design of some types of equipment does not always allow this. As discussed in the previous topic, sometimes significant shaft deflection can occur causing misalignment. Housings can distort under relatively heavy loads and allow the bearing's outer race to distort in the same manner. All of these effects tend to reduce the theoretical life of the bearing, but with proper analysis and a special internal design, this reduction can be minimized.

Employing Finite Element Analysis (FEA) of the shaft and housing under load can predict the amount of distortion that will occur. A computer analysis of the internal workings of the bearing can show the stress distribution. Next, optimized roller crowning can be applied to minimize the reduction in bearing life. Consult American's sales department if the effect of distortion needs to be included in the calculation of bearing life.

## Axial Displacement

Most bearing systems employ two or three bearings in order to support a shaft under radial and thrust loads. The number of bearings depends on whether one bearing is also capable of taking a thrust load. In cases where the thrust load is negligible, one bearing should be a considered a "locating" bearing that positively positions the shaft. When there is a significant distance between two support bearings, differences in thermal growth between the shaft and the housing require that one bearing be the locating or thrust bearing and the other be a "float" bearing. Also, a stack up of axial tolerances between the two bearing locations needs to have one bearing "float" axially so that a parasitic thrust load is not created.

The best bearing for a float location is a cylindrical roller bearing with one straight race. Axial float is easily accommodated by the lubricated rollers sliding on the straight rollerpath. If another type of bearing is used, such as a deep groove ball bearing, double row angular contact bearing, TDO tapered roller bearing or spherical roller bearing, the typical practice is to allow the outer races of these bearings to slide in the housing bore.



## Speed Limits

The maximum allowable rotational speed for any individual bearing can be determined from two simple equations and the Table II below. These speed limits are considered thermal limits that have been determined from empirical data from many typical applications. The ability of bearings to operate at high speed is further established by the type of lubrication employed. All the limits shown are based on static oil lubrication, with the oil level set at the center of the bottommost ball or roller when standing still. If grease lubrication is desired, then the speed limit is 66% of the oil limit.

Besides speed, the load on the bearing has a significant effect on the generation of heat and temperature. In other words, higher loads generate more heat and higher temperatures. The Speed Limit Factors shown in Table II are applicable when the calculated rating life equals or exceeds 100,000 hours. For bearings more highly loaded, please contact American's sales department for adjusted speed limits.

The design of the machine and its environment effects the way heat can be removed from the bearing, thereby lowering its temperature. Generally, most heat is removed through the bearing's outer race through the machine's housing. Thin, exposed housings result in lower bearing temperatures than thick, confined housings. Free movement of air around the housing plus a low ambient temperature allows the bearing to run cooler also.

The problem with "hot" bearings is the breakdown of the lubrication in two ways. The first is loss of oil viscosity with increased temperature allowing metal-to-metal contact of the bearing components, while the second is a physical breakdown of the base oil itself and its additives. Generally, most users prefer to keep their housings below 60 C (140° F). Temperatures higher than this require specialized oil, constant level checks, and much shorter re-greasing intervals when grease is the chosen lubricant.

To determine the limiting speed,  $N_{lim}$ , of any bearing, find the  $N_{dm}$  value for the specific bearing type in Table II below. Any operating speed that is within 80% of the limit should be scrutinized further.

Calculate the bearing's Pitch Diameter ( $d_m$ ) from this formula:

$$d_m = \frac{(\text{Bore} + \text{O.D.})}{2} \text{ mm}$$

The limiting speed,  $N_{lim}$ , in RPM is simply calculated:

$$N_{lim} = \frac{\text{Speed Limit Factor}}{D_m}$$

### Example Calculation:

An NU1996MC3 bearing (480mm x 650mm x 78mm) needs to operate at 800 RPM with static oil lubrication. Is this acceptable?

The bearing's Pitch Diameter is:

$$d_m = \frac{480\text{mm} + 650\text{mm}}{2} = 565\text{mm}$$

$$\text{Its Width to Section Height ratio: } \frac{W}{SH} = \frac{78\text{mm}}{(650\text{mm} - 480\text{mm})/2} = .92$$

This is a narrow Cylindrical Roller bearing with a machined brass Cage.

Its Speed Limit Factor is 550,000mm/Min., from Table II.

$$\text{Its limiting speed - } N_{lim} = \frac{550,000\text{mm/Min.}}{565\text{mm}} = 973 \text{ RPM}$$

Since the intended operating speed of 800 RPM is 82% of the speed limit, further investigation is required

In some applications, the established rotational shaft speed and the size of the bearing selected results in an  $N_{dm}$  value that exceeds the limiting speed,  $N_{lim}$ , of the bearing, sometimes extensively. The solution to this situation often employed is the installation of a jetted, circulating oil system, which lubricates and removes heat from the bearing. Such systems usually involve a heat exchanger to cool the oil after it is removed by a suction line from the machine. When the oil is recycled back to the bearing, it is significantly cooler, possessing a higher viscosity that better lubricates the bearing.

When the bearing's operating speed is slightly higher than its limiting speed with circulating oil, a standard two-piece machined brass cage is usually acceptable. However, when the operating speed is much greater than its limiting speed, a cage of stronger construction is necessary. This is due to increased stresses within the cage due to centrifugal effects.

Whenever a bearing is selected that operates within 80% of its limiting speed, please contact American's sales department so our engineering department can analyze the application and make proper recommendations regarding the method of lubrication and the bearing's cage.

Table II

BEARING TYPE	SPEED LIMIT FACTOR		
	NARROW	WIDE	2 ROW
<b>RADIAL BEARINGS</b>			
BALL, DEEP GROOVE	500,000	-	400,000
BALL, ANGULAR CONTACT	450,000	-	400,000
CYLINDRICAL, 2 PIECE BRASS CAGE	550,000	500,000	475,000
2 PIECE STEEL CAGE	450,000	325,000	380,000
STAMPED STEEL CAGE	330,000	300,000	-
1 PIECE BRASS CAGE	600,000	420,000	-
FULL COMPLEMENT	170,000	120,000	140,000
END RING CAGE	80,000	60,000	60,000
TAPERED ROLLER, PIN TYPE CAGE	400,000	350,000	300,000
BRASS, LAND RIDING CAGE	450,000	420,000	400,000
SPHERICAL, BRASS FINGER CAGE	220,000	200,000	-
<b>THRUST BEARINGS</b>			
BALL, BT	200,000	-	-
BALL, ANGULAR CONTACT	200,000	-	-
CYLINDRICAL, 2 PIECE CAGE	220,000	200,000	-
CYLINDRICAL, MILLED POCKET CAGE	240,000	220,000	-
TAPERED ROLLER, 2 PIECE CAGE	180,000	160,000	-
TAP. ROLLER, MILLED POCKET CAGE	200,000	180,000	-
TAP. ROLLER, PIN-TYPE CAGE	220,000	200,000	-
TAP. ROLLER, FULL COMP.	60,000	50,000	-

\*Wide, single row bearings have a Width/Section Height ratio of 1.10 to 2.50. Section Height = (O.D. - Bore)/2. For 2 row bearings, use the third column.

## High Rotational Acceleration/Deceleration

It has been observed in equipment that rapidly changes RPM, both up and down, that the bearing's cage is subjected to high inertial loads. This can result in a fatigue failure of the cage and a functional end to the bearing's life, even though no fatigue spall has developed. When observed, the problem has been fixed by supplying a more "robust" cage design. If such a condition exists with your equipment, or you suspect it might occur, contact American's sales department for bearing selection advice.

## Vibration Frequency Factors

More and more manufacturers and end users use vibrational analysis to monitor the operation of their equipment to detect the onset of component failure. The primary suspects are bearings and gears, two components that are subjected to the highest stresses in operation. However, other machine components subjected to cyclic stresses can also deteriorate and eventually fail. There is often a window of opportunity between deterioration and complete failure when the machine component will announce its condition by an increased level of vibration or noise. An increase in vibration level can affect the quality of the product produced, but the greatest value of vibrational monitoring is the early warning of an impending failure. This allows plant operators to schedule a convenient shutdown time and maintenance workers to efficiently plan the removal and replacement procedure. Another advantage of having foreknowledge of impending component failure is to be able to remove the component before total failure thus preventing pieces of the failed component from getting into and damaging other components.

A bearing, like a gear or other machine component, can predictably generate an impulse whose frequency is directly related to the input RPM of the machine. When the spectrum of a vibration monitoring indicates a higher than normal amplitude at a certain frequency, the analysis proceeds to match this frequency with the machine component that could produce this frequency, thus identifying the cause and eliminating other components from consideration.

Each typical bearing has four major components, and if damaged, can produce an impulse at different frequencies proportional to the operating RPM of the bearing. These bearing components are: cage, outer race, inner race and rolling elements. American can supply, for every bearing that we make, Fundamental Frequency Factors for each of the four components. When multiplied by the RPM of the bearing, each factor would indicate the expected frequency or harmonic that would be picked up by vibrational analysis. This assumes a defect can occur on each bearing component, which might be the beginning of a fatigue spall, denting damage from the piece of another component, or some other type of wear or damage. The four Fundamental Frequency Factors are:

$$F_{\text{cage}} \quad F_{\text{outer race}} \quad F_{\text{inner race}} \quad F_{\text{roller}}$$

Manufacturers and users of equipment should be aware of the fundamental frequencies that each machine component can produce and keep on file all these values for reference purposes.

The Cage Factor,  $F_{\text{cage}}$ , is related to the number of revolutions the cage makes compared to the inner race of a radial bearing and the rotating race of a thrust bearing. For 90 degree thrust bearing, it is .500, while for most radial bearings it is slightly less than .500. A typical value might be .410, and what this means is the cage will make 41 revolutions for every hundred that the inner race makes.

The inner race and outer race factors relate to how often a Roller passes over a defect, such as a small spall of dent in the rollerpath. With a rotating inner race, the Finner race value is always larger than the Fouter race.

The rolling element factor, Froller or Fball, relates to the RPM of the element and the defect contacting both the inner race and outer race during each revolution. Contact American Roller Bearing's sales department for the Fundamental Frequency Factors for our bearings.

## Bearing Friction

Rolling element bearings, such as ball bearings and roller bearings, are used in equipment primarily because they support the loads inherent to the machine's function at a much lower friction level than any oil film bearing, such as bronze or Babbitt. This reduces the power required to drive the equipment, lowering the initial cost of the prime mover and the energy to operate it. While sometimes generically referred to as "Anti-Friction" bearings\*, there is a small amount of friction or resistance to rotation in every ball and roller bearing. The sources of this friction are: slight deformation of the rolling elements and raceways under load, sliding friction of the rolling elements against the cage and guiding surfaces. Different bearing types, because of their internal designs, result in slightly different amounts of internal friction.

Another contributor to bearing internal friction is the lubricant, grease or oil, that is continually being pushed aside as the rolling elements circulate around the raceways. Coefficients of friction for the various types of bearings are based on a reference value of lubricant viscosity of 20 cSt/100SUS at the bearing's operating temperature. Coefficients of friction for different bearing types are shown in Table III.

Table III

Bearing Type	Coefficient of friction - $\mu$
Deep Groove Ball Bearing	.0015
Angular Contact Bearing	.0020
Cylindrical Roller Bearing, Cage	.0010
Cylindrical Roller Bearing, Full Comp.	.0020
Tapered Roller Bearing	.0020
Spherical Roller Bearing	.0020
Ball Thrust Bearing	.0015
Cylindrical Roller Thrust Bearing	.0050
Tapered Roller Thrust Brg. Cage	.0020
Tapered Roller Thrust Brg. Full Comp	.0050

$$\text{Frictional force would simply be: Force} = P \times \mu$$

If a more accurate calculation of bearing friction taking into account the effects of speed and lubrication is required for an application, please contact American's sales department.

More important to the equipment designer than frictional force is the amount of frictional torque that must be overcome. This parameter can easily be calculated using the formula below:

$$\text{Torque} = \frac{P \times \mu \times dm}{2}$$

where:

- $P$  = Equivalent Load on the bearing
- $\mu$  = Coefficient of friction
- $dm$  = Pitch diameter of bearing

Lastly, the amount of power consumed by bearing friction can be easily calculated using the appropriate SI or Imperial formula knowing the resistance Torque and RPM.

## Lubrication

Absolutely essential to proper operation of Ball and Roller bearings is lubrication. A proper lubricant will reduce friction between the internal sliding surfaces of the bearings components and reduce or prevent metal-to-metal contact of the rolling elements with their raceways. Proper lubrication reduces wear and prevents corrosion, insuring long service lives for bearings. Lubrication, especially circulating oil will also remove heat from the bearing.

There are two basic types of bearing lubricants readily available: Oil and Grease. The former is fairly simple to understand being a free-flowing liquid, while the latter is a little more complex. All greases, in order to be a lubricant, have oil that is entrained in a thickened base. It is this base that gives the impression that grease is a more viscous type of oil; however, it is the oil in the grease that does the actual lubricating. Each type of lubricant has its own advantages and disadvantages and is selected by the nature of the application. The major advantages of the two basic types of lubricants are:

Lubricant	Advantage	Disadvantage
Oil	Easy to distribute, lubes other components, less drag, easier to drain out and change. Better for high temperature.	May leak (environmental concern), then no more lubrication
Grease	Remains in place, doesn't leak out easily, improves sealing, does not require monitoring.	Requires more labor to clean out and replenish. High temperature grease is very expensive.

Each manufacturer of a lubricant can supply a specification sheet for each of their products, and each sheet will have a list of about 20 properties and their values related to this lubricant. The most important property of any lubricant for rolling element bearings is its oil viscosity. If the specification sheet is for an oil, the viscosity values will be for the oil. If it's a grease, it should refer to "Base Oil Viscosity" or another similar term, depending on the manufacturer. Usually, four viscosity values are shown as follows:

cSt @ 40° C(104°F) SI units SUS @ 100°F(38°C) Imperial units  
 cSt @ 100°C (212°F) SI units SUS @ 210°F(99°C) Imperial units

It is very important to select a lubricant that will provide a minimum acceptable viscosity at the bearing's operating temperature, which will usually be between the lowest and highest reference temperatures shown above. Typically, oil viscosity numbers decrease very rapidly with increasing temperature. Determining a bearing's operating temperature is a fairly complicated calculation that is beyond the scope of this catalog. Calculating the viscosity of a lubricant at this temperature from the lubricant manufacturer's specifications is yet another matter. Often, previous experience with an existing similar machine will indicate an acceptable lubricant. In house testing of a prototype or the first machine can indicate operating temperatures. Most machines use a lubricant that is selected to match the most severe demand of one component in the machine such as a bearing, gear, etc.

Additives are a very important feature of modern oils and greases and can often mean the difference for successful, long term operation of bearings and other machine components. The selection of any lubricant over another should always consider additives.

## Oil Lubrication

From a performance aspect, oil is the best form of lubrication, and it offers several types of delivery methods to the bearings. The simplest form is that of maintaining a static oil level in the bearing's housing. In several types of equipment, such as those with gears and/or connecting rods, the oil supplied to these components creates a fog or spray that wets the bearing contact surfaces. This is sometimes called "splash lubrication."

Next in complexity are the oil mist and air/oil systems that are designed to provide the exact amount of oil needed for lubrication, preventing excess oil that could be churned by the bearing, increasing drag and temperature.

For high speed applications, jetted circulating oil is often necessary. Nozzles inject oil directly into the bearing providing a dual function of lubrication and removal of heat. These systems are complicated and expensive and are selected when absolutely necessary.

## Grease Lubrication

Generally, grease lubrication is chosen if the lubrication demands of the bearing will allow it. Typical grease systems are much simpler than oil systems and do not cost as much. Often, the only features needed are grease supply holes and an external grease nipple for replenishment.

When choosing a grease for an application, several of its properties need to be considered for the expected operating conditions. Priority of these properties is:

1. Required oil viscosity at temperature of the bearing.
2. Grade for the operating temperature.
3. Soap base which is best for the application.
4. Availability of EP (Extreme Pressure) additives.

The "Grade" level of the grease is an indicator of how stiff the grease is. Grades "0" and "1" are relatively soft and are typically used at low operating temperatures. Grades "2", "3", and "4" are used at increasingly higher temperatures. Grade "3" is also usually used in vertical applications to prevent all the grease from settling at the bottom of the bearing.

The different thickening bases have specific advantages so they may be selected for different applications. Some of their main advantages are:

- Calcium: Inherent EP ability, corrosion resistance, safe for food processing, low temperature use only.
- Sodium: Lower cost, general purpose, medium-high temperature.
- Lithium: Higher temperature, high speeds.
- Bentone Clay: Heavy loads at high temperature, water washout resistance.
- Synthetic: Very high temperature. (High cost)

## Regreasing Bearings

In many applications, it is necessary to replenish the grease at regular intervals as the old grease will “dry out” from bleeding oil to the moving parts of the bearing, and the thickening base will oxidize. Regreasing should be an integral part of the design of the equipment, and some bearing types already provide a re-lube feature. Good designers will provide accessible grease passages in the machine itself for getting grease into the bearing. It does very little good to push new grease up against a bearing if the old grease blocks the way. It is far better to introduce new grease in the center of the bearing and let it push the old grease out each side. If this is not possible in the selected bearing, then the grease needs to be applied to one side of the bearing while the other side of the housing cavity provides someplace for the old grease to go. Some machine designs provided a purging vent or allow the old grease to escape under seal lips. Some types of equipment employed in industries that have abrasive particles in the air use the lubricating grease as a filter media to trap these particles. Regular regreasing of these bearings and their housings purges the contaminated grease out of the bearing housings. It is important to remember that relubrication should be done when grease in the bearing is still good.

Regreasing intervals, that will always provide the proper amount of oil to the bearings, cannot always be accurately predicted. We do know that a proper interval is mainly a function of operating temperature, the number of hours in operation per day, and the size and speed of the bearing. Some equipment needs all the bearings regreased every day, some once a week, some every two weeks, and some once a month. In applications such as this, it is often beneficial to completely wash out the bearings once a year, re-pack with new grease, and continue on with the established regreasing program. Users are advised to not only inspect the condition of the old grease, but to send samples to a laboratory that specializes in analyzing used lubricants. The knowledge gained for each specific application is the best indicator of a proper regreasing interval.

Obtaining lubrication recommendations should not be hard as there are numerous lubricant manufacturers and distributors that should have the knowledge and specifications to provide professional help. Experience learned with their products in similar equipment and/or similar operating conditions is often the best reason for choosing a brand, lubricant type for the bearings in a piece of equipment.

In this catalog we've tried to define the most important characteristics of a lubricant for our bearings so that they will provide a long service life to owners and operators of the equipment in which they are installed. Only some of the characteristics of the common oils and greases available have been briefly touched upon, leaving many more features of the various lubricants to be explained by a lubrication expert. If customers of our bearings have any questions or concerns about lubricant recommendations for their equipment, please do not hesitate to contact American Roller Bearing's Sales Department or one of our field representatives. It is the stated policy of American Roller Bearing Company that we do not recommend a specific lubricant or even a company that manufactures lubricants. We will, however, verify that a lubricant chosen by our customers is suitable for our bearings.

## Bearing Fitting Practice

Proper fitting of bearing races to shafts and housings is necessary for satisfactory bearing performance and longevity of these machine components. The proper fits require very accurate machining or grinding of shaft journal O.D.s and housing bores. Allowed tolerances are only slightly larger than those of the mating bearing components. Surface finishes and deviation from form are also an important concern. Proper shaft O.D.s and housing bores provide two important functions:

1. Prevent race rotation relative to the shaft or housing and resultant fretting and galling.
2. Provide proper support to the relatively thin bearing races. Without proper fits, the bearings may have to be removed from service sooner and the shaft and housing surfaces may need re-conditioned before replacement bearings can be installed.

The fits and tolerances tabulated herein are reproduced from ABMA Standards (American Bearing Manufacturers Association) and are in accordance with those of ANSI (American National Standards Institute) and ISO (International Organization for Standardization).

Fits are shown as a combination of a letter and a single digit number such as m6 and H7. A lower case letter indicates an outside diameter, such as a shaft journal O.D., while a capital letter indicates an I.D., such as a housing bore. The various letters indicate the location of the resultant fit tolerance zone with respect to the nominal diameter, while the number indicates the relative magnitude of the tolerance. All fits are based on the Normal tolerances for bearing bores and O.D.s. As both bearing bore size and O.D. increase, their Normal tolerances increase as does the absolute tolerances for the shaft O.D.s and housing bores. Figure 2. below is a graphic representation of the relationship to the various fits with the bearing bore and O.D. tolerances. Shaft fits represented above the bearing bore indicate an interference fit. Housing fits above the bearing O.D. represent a clearance fit, while those below the bearing O.D. represent an interference fit. Some letter classes of fits allow both a clearance and a slight interference with the bearing component.

The first step in selecting the proper shaft and housing fits for a bearing is to determine whether the load rotates with respect to the Inner Race or Outer Race. The second step is determining the relative loading on the bearing. This applies to radial bearings that are subjected to primarily a radial load. Thrust bearings and bearings capable of handling combined radial and thrust loads when subjected to only pure thrust load are fitted differently.

Relative loading is defined by the C/P ratio, which is the bearing's Dynamic Capacity (C) divided by the equivalent radial load (P). In most cases, a bearing mounted on a shaft that turns has a rotating load with respect to the Inner Race and stationary load with respect to the Outer Race. If the shaft is fixed or stationary and the Outer Race is in a wheel, gear, or some other component that turns, the load rotates with respect to the Outer Race and is stationary on the Inner Race. In a few rare situations, the load can rotate with respect to both races, and both races need to be tightly fitted. In such cases, a separable bearing is needed so that both components can be fitted individually. Suitable separable bearings are certain configurations of Cylindrical Roller Bearings and Tapered Roller Bearings.

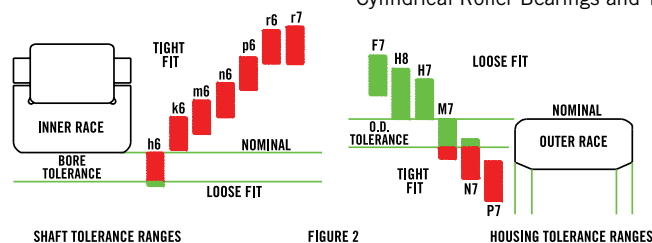


FIGURE 2

The recommended fits shown in Tables XXIII to XXVI are reproduced from ISO/ABMA specifications. One exception is the fit for thin inner race cylindrical roller bearings that are heavily loaded, i.e. C/P less than 3. A common practice for sizing shaft journals that mount the two or more bearings with the same bore size is to use the recommended shaft O.D. for the most heavily loaded bearing in all locations. This eliminates the chance of a worker putting the wrong size on journals with the same nominal diameter.

It should also be noted that recommended fits only apply to solid steel shafts. This allows a sufficient “stretch” of the Inner Race to develop the proper “fit pressure” to resist turning of the race on the shaft. In the rare instance that a bearing is fitted to a shaft with a modulus of elasticity less than that of steel, a tighter fit is also required. If the shaft is steel, but has a hole through it, a tighter fit is also required. For either or both of these two situations, if they occur, please contact American’s Sales Department for specific shaft fit recommendation

### Mounting Inner and Outer Races

The usual method of mounting large industrial inner races on shafts is to heat the separable inner race or whole bearing in an oven or in oil. A temperature of 93°C (200°F) is usually sufficient to expand the bearing’s bore greater than the shaft O.D., but 121°C (250°F) gives a little more margin for error. When mounting, it is advisable to have a piece of pipe matching the inner race I.D. and O.D. and some soft steel drifts handy in case the inner race gets stuck on the shaft. Usually this happens if the race gets cocked slightly. A quick tap on the right place on the inner race will usually straighten it out so it can be further pushed against a shaft shoulder before it cools and becomes fixed.

Outer races with the most commonly used H7 fit can be tapped into place with soft steel drifts as the fit is “line-to-line” to loose. Bearing races should never be struck directly with any kind of hammer, especially if they have guiding flanges and cages. A drift allows accurate placement of the impact at the solid part of a bearing race. When a slight interference fit is needed, the recommended procedure is to heat the housing to expand the bore for the bearing’s O.D. Another method often used is to chill the outer race, usually in liquid alcohol with dry ice. Installation is fairly easy, but the disadvantage is the cold bearings are subject to condensation and corrosion if preventative steps are not taken. Bearing components should not be cooled lower than -46°C (-50°F) or metallurgical transformation can occur causing dimensional change when the component comes back to room temperature.

### Reduction of Internal Clearance

When a bearing’s inner race is mounted on a shaft with an interference fit, some expansion of the inner race O.D. (rollerpath or ball groove) occurs. This has the effect of reducing the manufactured or “bench” internal clearance of the bearing. This is a very important consideration when designing a machine. If the effective reduction of Internal Radial Clearance (IRC) is not properly calculated, there may not be enough bench IRC provided by the bearing to result in some operating or running clearance. Some internal clearance is necessary to prevent excessive heat generation by the bearing, which would result in a thermal run-away situation. This occurs when initial operation generates heat that results in a higher bearing temperature that causes a “negative” internal clearance, which generates more heat increasing bearing temperature, and so on. If the bearing becomes too hot for the lubrication, failure will rapidly occur.

For help in selecting bearing fits and bench Internal Radial Clearance, please contact American’s sales department.

### Internal Radial Clearance

Internal Radial Clearance of ball and roller bearings is an important parameter in obtaining proper machine operation, optimal bearing life, and a reasonable operating temperature. With radial bearings of the deep groove ball, cylindrical roller and spherical roller types, the term Internal Radial Clearance - IRC - is commonly employed. This is the total clearance inside a bearing in the radial direction. Its numerical value can be calculated by subtracting from the diameter of the outer race rollerpath or ball groove I.D. two times the rolling element diameter and the O.D. size of the inner race rollerpath or ball groove. On small cylindrical roller and ball bearings, it can be easily measured with a dial indicator gage by laying the bearing on one side, fixing one race, and pushing the other race one direction and pulling back 180°. IRC is the total movement; however, this method does not lend itself to large, heavy industrial bearings.

For two and four row tapered roller bearings of all sizes, it is very difficult to measure clearance in a radial direction, and is generally not done. Instead, with tapered roller bearings, the internal clearance is defined by an axial clearance or Bench End Play – BEP. Small two row tapered roller bearings can be checked by hand, but this method will not work with large industrial bearings. The BEP value has to be calculated from drop measurements after loading and flipping the components.

Measuring the IRC of spherical roller bearings is often an absolute necessity when mounting the tapered bore versions. They can be mounted either directly on a shaft that has an accurately ground tapered journal or an adapter sleeve that slides onto the shaft with a tapered O.D. Installation involves forcing the tapered inner race of these bearings up the taper, usually with a jam nut. Larger bearings may require a hydraulic nut to drive it up. It is then secured with a regular nut that is torqued. The recommended procedure for doing this involves measuring the IRC of the spherical roller bearing with feeler gage before mounting. As it is driven up the taper in increments, the IRC is continually checked with the feeler gage. For each bearing, there is a recommended reduction in IRC that signals the bearing has been properly driven up and the desired tightness obtained. When the desired reduction is obtained by subtracting the final IRC from the initial IRC, the bearing is driven up no more. Consistency of the “feel” results in a fairly accurate measurement of the difference between bench and mounted clearances.

Standard Internal Radial Clearance values for deep groove ball, cylindrical roller, and spherical roller bearings are found in Tables XV through XXII. Please note that there are different standards for metric deep groove ball bearings and inch ball bearings, as well as ISO cylindrical roller bearings and domestic cylindrical roller bearings. Also, the IRC values differ for straight bore bearings versus bearings with a tapered bore. There are no standards for tapered roller bearings. “Clearance” values for these bearings are expressed axially as “lateral” or “Bench End Play” (BEP) and are designed and specified for each application.

A word of caution, regarding IRC for those selecting ISO deep groove ball, cylindrical roller, and spherical roller bearings, is the “Normal” IRC shown in the tables for these bearings is not sufficient for these bearings if the bearing employs a “heavy” shaft fit. A heavy fit in most cases requires a “C3” IRC as a bearing with a “Normal” IRC could be too tight. A light to medium fit with a relatively high operating speed that generates heat also requires a “C3” IRC. If both a heavy fit is used along with a high speed, a “C4” IRC is typically required. Very few bearings with “Normal” IRC are used or stocked, with “C3” bearings being the most popular. For complicated applications, we recommend that users of our bearings contact our sales department for specific fitting and clearance recommendations.



**Table IV ISO Inner Race Bore and Width Tolerances**

BEARING BORE		BORE TOLERANCE						WIDTH TOLERANCE	
B		NORMAL		P6		P5		ALL	
OVER	INCL.	MIN.	MAX.	MIN.	MAX.	MIN.	MAX.	MIN.	MAX.
mm/In.	mm/In.	mm/In.	mm/In.	mm/In.	mm/In.	mm/In.	mm/In.	mm/In.	mm/In.
50	80	-0.015	0	-0.012	0	-0.009	0	-0.150	0
1.9685	3.1496	-0.0006	0	-0.0005	0	-0.0004	0	-0.006	0
80	120	-0.020	0	-0.015	0	-0.010	0	-0.200	0
3.1496	4.7244	-0.0008	0	-0.0006	0	-0.0004	0	-0.008	0
120	180	-0.025	0	-0.018	0	-0.013	0	-0.250	0
4.7244	7.0866	-0.0010	0	-0.0007	0	-0.0005	0	-0.010	0
180	250	-0.030	0	-0.022	0	-0.015	0	-0.300	0
7.0866	9.8425	-0.0012	0	-0.0009	0	-0.0006	0	-0.012	0
250	315	-0.035	0	-0.025	0	-0.018	0	-0.350	0
9.8425	12.4016	-0.0014	0	-0.0010	0	-0.0007	0	-0.014	0
315	400	-0.040	0	-0.030	0	-0.023	0	-0.400	0
12.4016	15.7480	-0.0016	0	-0.0012	0	-0.0009	0	-0.016	0
400	500	-0.045	0	-0.035	0	-0.028	0	-0.450	0
15.7480	19.6850	-0.0018	0	-0.0014	0	-0.0011	0	-0.018	0
500	630	-0.050	0	-0.040	0	-0.035	0	-0.500	0
19.6850	24.8031	-0.0020	0	-0.0016	0	-0.0014	0	-0.020	0
630	800	-0.075	0	-0.050	0	-0.045	0	-0.750	0
24.8031	31.4961	-0.0030	0	-0.0020	0	-0.0018	0	-0.030	0
800	1000	-0.100	0	-0.060	0	-0.060	0	-1.000	0
31.4961	39.3701	-0.0039	0	-0.0024	0	-0.0024	0	-0.039	0
1000	1250	-0.125	0	-0.075	0	-0.075	0	-1.250	0
39.3701	49.2126	-0.0049	0	-0.0030	0	-0.0030	0	-0.049	0
1250	1600	-0.160	0	-0.090	0	-0.090	0	-1.600	0
49.2126	62.9921	-0.0063	0	-0.0035	0	-0.0035	0	-0.063	0

**Table V ISO Outer Race O.D. Tolerances**

BEARING O.D.		O.D. TOLERANCE					
B		NORMAL		P6		P5	
OVER	INCL.	MIN.	MAX.	MIN.	MAX.	MIN.	MAX.
mm/In.	mm/In.	mm/In.	mm/In.	mm/In.	mm/In.	mm/In.	mm/In.
80	120	-0.015	0	-0.013	0	-0.010	0
3.1496	4.7244	-0.0006	0	-0.0005	0	-0.0004	0
120	150	-0.018	0	-0.015	0	-0.011	0
4.7244	5.9055	-0.0007	0	-0.0006	0	-0.0004	0
150	180	-0.025	0	-0.018	0	-0.013	0
5.9055	7.0866	-0.0010	0	-0.0007	0	-0.0005	0
180	250	-0.030	0	-0.020	0	-0.015	0
7.0866	9.8425	-0.0012	0	-0.0008	0	-0.0006	0
250	315	-0.035	0	-0.025	0	-0.018	0
9.8425	12.4016	-0.0014	0	-0.0010	0	-0.0007	0
315	400	-0.040	0	-0.028	0	-0.020	0
12.4016	15.7480	-0.0016	0	-0.0011	0	-0.0008	0
400	500	-0.045	0	-0.033	0	-0.023	0
15.7480	19.6850	-0.0018	0	-0.0013	0	-0.0009	0
500	630	-0.050	0	-0.038	0	-0.028	0
19.6850	24.8031	-0.0020	0	-0.0015	0	-0.0011	0
630	800	-0.075	0	-0.045	0	-0.035	0
24.8031	31.4961	-0.0030	0	-0.0018	0	-0.0014	0
800	1000	-0.100	0	-0.060	0	-0.050	0
31.4961	39.3701	-0.0039	0	-0.0024	0	-0.0020	0
1000	1250	-0.125	0	-0.075	0	-0.063	0
39.3701	49.2126	-0.0049	0	-0.0030	0	-0.0025	0
1250	1600	-0.160	0	-0.090	0	-0.080	0
49.2126	62.9921	-0.0063	0	-0.0035	0	-0.0031	0
1600	2000	-0.200	0	-0.115	0	-0.100	0
62.9921	78.7402	-0.0079	0	-0.0045	0	-0.0039	0
2000	2500	-0.250	0	-0.135	0	-0.125	0
78.7402	98.4252	-0.0098	0	-0.0053	0	-0.0049	0

Outer Race Width Tolerance is the same as that of the Inner Race of each bearing.

ISO Normal is comparable to ABEC/RBEC-1;  
P6 with ABEC/RBEC-3;  
P5 with ABEC/RBEC-5.

Tables IV and V Apply to bearing types:  
Deep Groove Ball, Metric & Inch  
Angular Contact, Metric  
ISO Cylindrical  
Domestic Cylindrical  
Inch Cylindrical  
Journal Metric and Type AT  
Line Shaft Cylindrical  
Table Roll Cylindrical  
4 Row Cylindrical  
4 Row Tapered Bore, except Bore  
Ball Thrust, Metric  
Cylindrical Roller Thrust, Metric  
Double Acting V-Flat

**Table VI ISO Tapered Bore Tolerances**

BEARING BORE		BORE TOLERANCE, NORMAL & P6			
B		TAPER - 1 : 12		TAPER - 1 : 30	
OVER	INCL.	MIN.	MAX.	MIN.	MAX.
mm/In.	mm/In.	mm/In.	mm/In.	mm/In.	mm/In.
120	180	0	+0.040	0	+0.025
4.7244	7.0866	0	+0.0016	0	+0.0010
180	250	0	+0.046	0	+0.030
7.0866	9.8425	0	+0.0018	0	+0.0012
250	315	0	+0.052	0	+0.035
9.8425	12.4016	0	+0.0020	0	+0.0014
315	400	0	+0.057	0	+0.040
12.4016	15.7480	0	+0.0022	0	+0.0016
400	500	0	+0.063	0	+0.045
15.7480	19.6850	0	+0.0025	0	+0.0018
500	630	0	+0.070	0	+0.050
19.6850	24.8031	0	+0.0028	0	+0.0020
630	800	0	+0.080	0	+0.075
24.8031	31.4961	0	+0.0031	0	+0.0030
800	1000	0	+0.090	0	+0.100
31.4961	39.3701	0	+0.0035	0	+0.0039
1000	1250	0	+0.105	0	+0.125
39.3701	49.2126	0	+0.0041	0	+0.0049
1250	1600	0	+0.125	0	+0.160
49.2126	62.9921	0	+0.0049	0	+0.0063

Applies to bearing types:

- Deep Groove Ball
- Angular contact
- Cylindrical Roller
- Spherical Roller
- 4 Row Cylindrical

**Table VII Inner Race Bore Tolerance, Tapered Roller Bearings, Inch Design**

BEARING BORE		BORE TOLERANCE		OVERALL BEARING WIDTH TOLERANCE					
B		NORMAL		TS - W		TDO - WI - TDI - Wo		TQO - Wo - TQITS - Wo	
OVER	INCL.	MIN.	MAX.	MIN.	MAX.	MIN.	MAX.	MIN.	MAX.
In./mm	In./mm	In./mm	In./mm	In./mm	In./mm	In./mm	In./mm	In./mm	In./mm
0.0000	3.0000	0	+0.0005	-0.008	+0.008	-0.016	+0.016	-0.031	+0.031
0.0000	76.200	0	+0.013	-0.203	+0.203	-0.406	+0.406	-0.787	+0.787
3.0000	10.5000	0	+0.0010	-0.008	+0.008	-0.016	+0.016	-0.031	+0.031
76.200	266.700	0	+0.025	-0.203	+0.203	-0.406	+0.406	-0.787	+0.787
10.5000	12.0000	0	+0.0010	-0.008	+0.008	-0.016	+0.016	-0.062	+0.062
266.700	304.800	0	+0.025	-0.203	+0.203	-0.406	+0.406	-1.575	+1.575
12.0000	24.0000	0	+0.0020	-0.016	+0.016	-0.031	+0.031	-0.062	+0.062
304.800	609.600	0	+0.051	-0.406	+0.406	-0.787	+0.787	-1.575	+1.575
24.0000	36.0000	0	+0.0030	-0.016	+0.016	-0.031	+0.031	-0.062	+0.062
609.600	914.400	0	+0.076	-0.406	+0.406	-0.787	+0.787	-1.575	+1.575
36.0000	48.0000	0	+0.0040	-0.016	+0.016	-0.031	+0.031	-0.062	+0.062
914.400	1219.200	0	+0.102	-0.406	+0.406	-0.787	+0.787	-1.575	+1.575
48.0000	60.0000	0	+0.0050	-0.016	+0.016	-0.031	+0.031	-0.062	+0.062
1219.200	1524.000	0	+0.127	-0.406	+0.406	-0.787	+0.787	-1.575	+1.575

Applies to types:

- TS
- TDO
- TQO
- TQITS
- TQOS

**Table VIII Outer Race O.D. Tolerance, Tapered Roller Bearings, Inch Design**  
CUPS - OUTER RACES

BEARING O.D.		O.D. TOLERANCE	
D		NORMAL	
OVER	INCL.	MIN.	MAX.
In./mm	In./mm	In./mm	In./mm
0.0000	10.5000	0	+0.0010
0.0000	266.700	0	+0.025
10.5000	12.0000	0	+0.0010
266.700	394.800	0	+0.025
12.0000	24.0000	0	+0.0020
394.800	609.600	0	+0.0051
24.0000	36.0000	0	+0.0030
609.600	914.400	0	+0.076
36.0000	48.0000	0	+0.0040
914.400	1219.200	0	+0.102
48.0000	60.0000	0	+0.0050
1219.200	1524.000	0	+0.127

Applies to types:

- TS
- TDO
- TQO
- TQITS
- TQOS

**Table IX Journal Cylindrical Roller Bearings Inner Races, Inch**

BEARING BORE		BORE TOLERANCE	
B		NORMAL	
OVER	INCL.	MIN.	MAX.
In./mm	In./mm	In./mm	In./mm
3.5000	8.0000	-.0010	0
88.900	203.200	-.025	0
8.0000	11.0000	-.0015	0
203.200	279.400	-.038	0
11.0000	20.0000	-.0020	0
279.400	508.000	-.051	0

Applies to types:

SCS  
HCS  
ECS

**Table X Journal Cylindrical Roller Bearings Outer Races, Inch**

BEARING O.D.		O.D. TOLERANCE	
D		NORMAL	
OVER	INCL.	MIN.	MAX.
In./mm	In./mm	In./mm	In./mm
5.0000	10.0000	0	+0.015
127.000	254.000	0	+0.038
10.0000	15.0000	0	+0.020
254.000	381.000	0	+0.051
15.0000	20.0000	0	+0.025
381.000	508.000	0	+0.064
20.0000	30.0000	0	+0.030
508.000	762.000	0	+0.076

**Table XI Cylindrical Roller Thrust, Rotating (Top) Plates, Inch**

BEARING BORE		BORE TOLERANCE	
B		NORMAL	
OVER	INCL.	MIN.	MAX.
In./mm	In./mm	In./mm	In./mm
0	3.0000	-.0010	0
0	76.200	-.025	0
3.0000	8.0000	-.0015	0
76.2000	203.200	-.038	0
8.0000	13.0000	-.0018	0
203.200	330.200	-.046	0
13.0000	18.0000	-.0020	0
330.200	467.200	-.051	0
18.0000	24.0000	-.0025	0
467.200	609.600	-.063	0
24.0000	30.0000	-.0030	0
609.6000	762.000	-.076	0

Applies to types:

TP  
TPS  
TDP  
TTP  
ATP

**Table XII Cylindrical Roller Thrust, Stationary (Bot) Plates, Inch**

BEARING O.D.		O.D. TOLERANCE	
D		NORMAL	
OVER	INCL.	MIN.	MAX.
In./mm	In./mm	In./mm	In./mm
6.0000	11.0000	0	+0.015
152.400	279.400	0	+0.038
11.0000	19.0000	0	+0.020
279.400	482.600	0	+0.051
19.0000	26.0000	0	+0.025
482.600	660.400	0	+0.064
26.0000	38.0000	0	+0.030
660.400	965.200	0	+0.076
38.0000	50.0000	0	+0.040
965.200	1270.000	0	+0.102
50.0000	62.0000	0	+0.050
1270.000	1574.8000	0	+0.127

**Table XIII Tapered Roller Thrust, Bore Tolerance**

BEARING BORE		BORE TOLERANCE	
B		NORMAL	
OVER	INCL.	MIN.	MAX.
In./mm	In./mm	In./mm	In./mm
0	12.0000	0	+0.010
0	304.800	0	+0.025
12.0000	24.0000	0	+0.020
304.800	609.600	0	+0.051
24.0000	36.0000	0	+0.030
609.600	914.400	0	+0.076
36.0000	48.0000	0	+0.040
914.400	1219.200	0	+0.102

Applies to:

T-Type

**Table XIV Tapered Roller Thrust, O.D. Tolerance**

BEARING BORE		BORE TOLERANCE	
D		NORMAL	
OVER	INCL.	MIN.	MAX.
In./mm	In./mm	In./mm	In./mm
0	12.0000	0	+0.010
0	304.800	0	+0.025
12.0000	24.0000	0	+0.020
304.800	609.600	0	+0.051
24.0000	36.0000	0	+0.030
609.600	914.400	0	+0.076
36.0000	48.0000	0	+0.040
914.400	1219.200	0	+0.102

For tolerance on other types of bearings in this catalog that are not shown on these pages, please contact your regional Sales representative or our Inside Sales at the number shown on the front cover.



**Table XV Radial Clearance for ISO (Metric) Deep Groove Ball Bearings**

BEARING BORE		RADIAL CLEARANCE (INTERNAL)									
B		C2		NORMAL		C3		C4		C5	
OVER	INCL.	MIN.	MAX.	MIN.	MAX.	MIN.	MAX.	MIN.	MAX.	MIN.	MAX.
mm/in.	mm/in.	mm/in.	mm/in.	mm/in.	mm/in.	mm/in.	mm/in.	mm/in.	mm/in.	mm/in.	mm/in.
200	225	.004	.032	.028	.082	.073	.132	.120	.187	0.175	0.255
7.8740	8.8583	.0002	.0013	.0011	.0032	.0029	.0052	.0047	.0074	.0069	.0100
225	250	.004	.036	.031	.092	.087	.152	.140	.217	.205	.290
8.8583	9.8425	.0002	.0014	.0012	.0036	.0034	.0060	.0055	.0085	.0081	.0114
250	280	.004	.039	.036	.097	.097	.162	.152	.237	.255	.320
9.8425	11.0236	.0002	.0015	.0014	.0038	.0038	.0064	.0060	.0093	.0100	.0126
280	315	.008	.045	.042	.110	.110	.180	.175	.260	.260	.360
11.0236	12.4016	.0003	.0018	.0017	.0043	.0043	.0071	.0069	.0102	.0102	.0142
315	355	.008	.050	.050	.120	.120	.200	.200	.290	.290	.405
12.4016	13.9764	.0003	.0020	.0020	.0047	.0047	.0079	.0079	.0114	.0114	.0159
355	400	.008	.060	.060	.140	.140	.230	.230	.330	.330	.460
13.9764	15.7480	.0003	.0024	.0024	.0055	.0055	.0091	.0091	.0130	.0130	.0181
400	450	.010	.070	.070	.160	.160	.260	.260	.370	.370	.520
15.7480	17.7165	.0004	.0028	.0028	.0063	.0063	.0102	.0102	.0146	.0146	.0205
450	500	.010	.080	.080	.180	.180	.290	.290	.410	.410	.570
17.7165	19.6850	.0004	.0031	.0031	.0071	.0071	.0114	.0114	.0161	.0161	.0224
500	560	.020	.090	.090	.200	.200	.320	.320	.460	.460	.630
19.6850	22.0472	.0008	.0035	.0035	.0079	.0079	.0126	.0126	.0181	.0181	.0248
560	630	.020	.100	.100	.220	.220	.350	.350	.510	.510	.700
22.0472	24.8031	.0008	.0039	.0039	.0087	.0087	.0138	.0138	.0201	.0201	.0276
630	710	.030	.120	.120	.250	.250	.390	.390	.560	.560	.780
24.8031	27.9528	.0012	.0047	.0047	.0098	.0098	.0154	.0154	.0220	.0220	.0307
710	800	.030	.130	.130	.280	.280	.440	.440	.620	.620	.860
27.9528	31.4961	.0012	.0051	.0051	.0110	.0110	.0173	.0173	.0244	.0244	.0339
800	900	.030	.150	.150	.310	.310	.490	.490	.690	.690	.960
31.4961	35.4331	.0012	.0059	.0059	.0122	.0122	.0193	.0193	.0272	.0272	.0378
900	1000	.040	.160	.160	.340	.340	.540	.540	.760	.760	1.040
35.4331	39.3701	.0016	.0063	.0063	.0134	.0134	.0213	.0213	.0299	.0299	.0409

**Table XVI Radial Clearance for Inch Series Deep Groove Ball Bearings**

BEARING BORE		RADIAL CLEARANCE (INTERNAL)									
B		B1		B2		B3		B4		B5	
OVER	INCL.	MIN.	MAX.	MIN.	MAX.	MIN.	MAX.	MIN.	MAX.	MIN.	MAX.
In./mm	In./mm	In./mm	In./mm	In./mm	In./mm	In./mm	In./mm	In./mm	In./mm	In./mm	In./mm
7.8740	9.4488	.0002	.0013	.0013	.0031	.0031	.0052	.0052	.0074	.0074	.0103
200	240	.005	.033	.033	.079	.079	.132	.132	.188	.188	.262
9.4488	11.0236	.0002	.0015	.0015	.0036	.0036	.0060	.0060	.0086	.0086	.0120
240	280	.005	.038	.038	.091	.091	.152	.152	.218	.218	.305
11.0236	12.5984	.0003	.0018	.0018	.0043	.0043	.0069	.0069	.0099	.0099	.0137
280	320	.008	.046	.046	.109	.109	.175	.175	.251	.251	.348
12.5984	14.5669	.0003	.0020	.0020	.0048	.0048	.0080	.0080	.0014	.0014	.0159
320	370	.008	.051	.051	.122	.122	.203	.203	.036	.036	.404
14.5669	16.9291	.0004	.0024	.0024	.0056	.0056	.0093	.0093	.0132	.0132	.0185
370	430	.010	.061	.061	.142	.142	.236	.236	.335	.335	.470
16.9291	19.6850	.0005	.0028	.0028	.0065	.0065	.0108	.0108	.0154	.0154	.0215
430	500	.013	.071	.071	.165	.165	.274	.274	.391	.391	.546
19.6850	22.4409	.0005	.0031	.0031	.0074	.0074	.0123	.0123	.0175	.0175	.0246
500	570	.013	.079	.079	.188	.188	.312	.312	.445	.445	.625
22.4409	25.1969	.0006	.0035	.0035	.0083	.0083	.0138	.0138	.0197	.0197	.0276
570	640	.015	.089	.089	.211	.211	.351	.351	.500	.500	.701
25.1969	27.9528	.0009	.0044	.0044	.0092	.0092	.0153	.0153	.0220	.0220	.0305
640	710	.023	.112	.112	.234	.234	.389	.389	.559	.559	.775
27.9528	31.4961	.0010	.0053	.0053	.0104	.0104	.0173	.0173	.0246	.0246	.0344
710	800	.025	.135	.135	.264	.264	.439	.439	.625	.625	.874
31.4961	40.1575	.0013	.0081	.0081	.0138	.0138	.0229	.0229	.0326	.0326	.0450
800	1020	.033	.206	.206	.351	.351	.582	.582	.828	.828	1.143

To convert millimeters to microns, multiply millimeters times 1000. Example: .100 mm = 100 microns.

# INTERNAL CLEARANCES

**Table XVII Radial Clearance for ISO Cylindrical Roller Bearings, Straight Bore**

BEARING BORE		RADIAL CLEARANCE (INTERNAL)									
B		C2		NORMAL		C3		C4		C5	
OVER	INCL.	MIN.	MAX.	MIN.	MAX.	MIN.	MAX.	MIN.	MAX.	MIN.	MAX.
mm/in.	mm/in.	mm/in.	mm/in.	mm/in.	mm/in.	mm/in.	mm/in.	mm/in.	mm/in.	mm/in.	mm/in.
65	80	.010	.045	.040	.075	.065	.100	.090	.125	.130	.165
2.5591	3.1496	.0004	.0018	.0016	.0030	.0026	.0039	.0035	.0049	.0051	.0065
80	100	.015	.050	.050	.085	.075	.110	.105	.140	.155	.190
3.1496	3.9370	.0006	.0020	.0020	.0033	.0030	.0043	.0041	.0055	.0061	.0075
100	120	.015	.055	.050	.090	.085	.125	.125	.165	.180	.220
3.9370	4.7244	.0006	.0022	.0020	.0035	.0033	.0049	.0049	.0065	.0071	.0087
120	140	.015	.060	.060	.105	.100	.145	.145	.190	.200	.245
4.7244	5.5118	.0006	.0024	.0024	.0041	.0039	.0057	.0057	.0075	.0079	.0096
140	160	.020	.070	.070	.120	.115	.165	.165	.215	.225	.275
5.5118	6.2992	.0008	.0028	.0028	.0047	.0045	.0065	.0065	.0085	.0089	.0108
160	180	.025	.075	.075	.125	.120	.170	.170	.220	.250	.300
6.2992	7.0866	.0010	.0030	.0030	.0049	.0047	.0067	.0067	.0087	.0098	.0118
180	200	.035	.090	.090	.145	.140	.195	.195	.250	.275	.330
7.0866	7.8740	.0014	.0035	.0035	.0057	.0055	.0077	.0077	.0098	.0108	.0130
200	225	.045	.105	.105	.165	.160	.220	.220	.280	.305	.365
7.8740	8.8583	.0018	.0041	.0041	.0065	.0063	.0087	.0087	.0110	.0120	.0144
225	250	.045	.110	.110	.175	.170	.235	.235	.300	.330	.395
8.8583	9.8425	.0018	.0043	.0043	.0069	.0067	.0093	.0093	.0118	.0130	.0156
250	280	.055	.125	.125	.195	.190	.260	.260	.330	.370	.440
9.8425	11.0236	.0022	.0049	.0049	.0077	.0075	.0102	.0102	.0130	.0146	.0173
280	315	.055	.130	.130	.205	.200	.275	.275	.350	.410	.485
11.0236	12.4016	.0022	.0051	.0051	.0081	.0079	.0108	.0108	.0138	.0161	.0191
315	355	.065	.145	.145	.225	.225	.305	.305	.385	.455	.535
12.4016	13.9764	.0026	.0057	.0057	.0089	.0089	.0120	.0120	.0152	.0179	.0211
355	400	.100	.190	.190	.280	.280	.370	.370	.460	.510	.600
13.9764	15.7480	.0039	.0075	.0075	.0110	.0110	.0146	.0146	.0181	.0201	.0236
400	450	.110	.210	.210	.310	.310	.410	.410	.510	.565	.665
15.7480	17.7165	.0043	.0083	.0083	.0122	.0122	.0161	.0161	.0201	.0222	.0262
450	500	.110	.220	.220	.330	.330	.440	.440	.550	.625	.735
17.7165	19.6850	.0043	.0087	.0087	.0130	.0130	.0173	.0173	.0217	.0246	.0289
500	560	.120	.240	.240	.360	.360	.480	.480	.600	.690	.810
19.6850	22.0472	.0047	.0094	.0094	.0142	.0142	.0189	.0189	.0236	.0272	.0319
560	630	.140	.260	.260	.380	.380	.500	.500	.620	.780	.900
22.0472	24.8031	.0055	.0102	.0102	.0150	.0150	.0197	.0197	.0244	.0307	.0354
630	710	.145	.285	.285	.425	.425	.565	.565	.705	.865	1.005
24.8031	27.9528	.0057	.0112	.0112	.0167	.0167	.0222	.0222	.0278	.0341	.0396
710	800	.150	.310	.310	.470	.470	.630	.630	.790	.975	1.135
27.9528	31.4961	.0059	.0122	.0122	.0185	.0185	.0248	.0248	.0311	.0384	.0447
800	900	.180	.350	.350	.520	.520	.690	.690	.860	1.095	1.265
31.4961	35.4331	.0071	.0138	.0138	.0205	.0205	.0272	.0272	.0339	.0431	.0498
900	1000	.200	.390	.390	.580	.580	.770	.770	.960	1.215	1.405
35.4331	39.3701	.0079	.0154	.0154	.0228	.0228	.0303	.0303	.0378	.0478	.0553
1000	1120	.220	.430	.430	.640	.640	.850	.850	1.060	1.355	1.565
39.3701	44.0945	.0087	.0169	.0169	.0252	.0252	.0335	.0335	.0417	.0533	.0616
1120	1250	.230	.470	.470	.710	.710	.950	.950	1.190	1.510	1.750
44.0945	49.2126	.0091	.0185	.0185	.0280	.0280	.0374	.0374	.0469	.0594	.0689
1250	1400	.270	.530	.530	.790	.790	1.050	1.050	1.310	1.680	1.940
49.2126	55.1181	.0106	.0209	.0209	.0311	.0311	.0413	.0413	.0516	.0661	.0764
1400	1600	.330	.610	.610	.890	.890	1.170	1.170	1.450	1.920	2.200
55.1181	62.9921	.0130	.0240	.0240	.0350	.0350	.0461	.0461	.0571	.0756	.0866

**Table XVIII Radial Clearance for ISO Cylindrical Roller Bearings, Tapered Bore**

BEARING BORE		RADIAL CLEARANCE (INTERNAL)									
B		C2		NORMAL		C3		C4		C5	
OVER	INCL.	MIN.	MAX.	MIN.	MAX.	MIN.	MAX.	MIN.	MAX.	MIN.	MAX.
mm/in.	mm/in.	mm/in.	mm/in.	mm/in.	mm/in.	mm/in.	mm/in.	mm/in.	mm/in.	mm/in.	mm/in.
65 2.5591	80 3.1496	.035 .0014	.070 .0028	.060 .0024	.095 .0037	.085 .0033	.120 .0047	.110 .0043	.145 .0057	.145 .0057	.180 .0071
80 3.1496	100 3.9370	.040 .0016	.075 .0030	.070 .0028	.105 .0041	.095 .0037	.130 .0051	.120 .0047	.155 .0061	.175 .0069	.210 .0083
100 3.9370	120 4.7244	.050 .0020	.090 .0035	.090 .0035	.130 .0051	.115 .0045	.155 .0061	.140 .0055	.180 .0071	.200 .0079	.240 .0094
120 4.7244	140 5.5118	.055 .0022	.100 .0039	.100 .0039	.145 .0057	.130 .0051	.175 .0069	.160 .0063	.205 .0081	.225 .0089	.270 .0106
140 5.5118	160 6.2992	.060 .0024	.110 .0043	.110 .0043	.160 .0063	.145 .0057	.195 .0077	.180 .0071	.230 .0091	.255 .0100	.305 .0120
160 6.2992	180 7.0866	.075 .0030	.125 .0049	.125 .0049	.175 .0069	.160 .0063	.210 .0083	.195 .0077	.245 .0096	.280 .0110	.330 .0130
180 7.0866	200 7.8740	.085 .0033	.140 .0055	.140 .0055	.195 .0077	.180 .0071	.235 .0093	.220 .0087	.275 .0108	.305 .0120	.360 .0142
200 7.8740	225 8.8583	.095 .0037	.155 .0061	.155 .0061	.215 .0085	.200 .0079	.260 .0102	.245 .0096	.305 .0120	.340 .0134	.400 .0157
225 8.8583	250 9.8425	.105 .0041	.170 .0067	.170 .0067	.235 .0093	.220 .0087	.285 .0112	.270 .0106	.335 .0132	.375 .0148	.440 .0173
250 9.8425	280 11.0236	.115 .0045	.185 .0073	.185 .0073	.255 .0100	.240 .0094	.310 .0122	.295 .0116	.365 .0144	.415 .0163	.465 .0183
280 11.0236	315 12.4016	.130 .0051	.205 .0081	.205 .0081	.280 .0110	.265 .0104	.340 .0134	.325 .0128	.400 .0157	.465 .0183	.540 .0213
315 12.4016	355 13.9764	.145 .0057	.225 .0089	.225 .0089	.305 .0120	.290 .0114	.370 .0146	.355 .0140	.435 .0171	.515 .0203	.595 .0234
355 13.9764	400 15.7480	.165 .0065	.255 .0100	.255 .0100	.345 .0136	.330 .0130	.420 .0165	.405 .0159	.495 .0195	.580 .0228	.670 .0264
400 15.7480	450 17.7165	.185 .0073	.285 .0112	.285 .0112	.385 .0152	.370 .0146	.470 .0185	.455 .0179	.555 .0219	.650 .0256	.750 .0295
450 17.7165	500 19.6850	.205 .0081	.315 .0124	.315 .0124	.425 .0167	.410 .0161	.520 .0205	.505 .0199	.615 .0242	.720 .0283	.830 .0327
500 19.6850	560 22.0472	.230 .0091	.350 .0138	.350 .0138	.470 .0185	.455 .0179	.575 .0226	.560 .0220	.680 .0268	.800 .0315	.920 .0362
560 22.0472	630 24.8031	.260 .0102	.380 .0150	.380 .0150	.500 .0197	.500 .0197	.620 .0244	.620 .0244	.740 .0291	.900 .0354	1.020 .0402
630 24.8031	710 27.9528	.295 .0116	.435 .0171	.435 .0171	.575 .0226	.565 .0222	.705 .0278	.695 .0274	.835 .0329	1.005 .0396	1.145 .0451
710 27.9528	800 31.4961	.325 .0128	.485 .0191	.485 .0191	.645 .0254	.630 .0248	.790 .0311	.775 .0305	.935 .0368	1.125 .0443	1.285 .0506

# INTERNAL CLEARANCES

**Table XIX Radial Clearance for Domestic Cylindrical Roller Bearings**

BEARING BORE		RADIAL CLEARANCE (INTERNAL)									
B		R4		R5		NORMAL (R6)		R7		R8	
OVER	INCL.	MIN.	MAX.	MIN.	MAX.	MIN.	MAX.	MIN.	MAX.	MIN.	MAX.
mm/in.	mm/in.	mm/in.	mm/in.	mm/in.	mm/in.	mm/in.	mm/in.	mm/in.	mm/in.	mm/in.	mm/in.
70	80	.020	.056	.048	.084	.076	.112	.104	.140	.132	.168
2.7559	3.1496	.0008	.0022	.0019	.0033	.0030	.0044	.0041	.0055	.0052	.0066
80	90	.020	.061	.051	.091	.081	.122	.112	.152	.142	.183
3.1496	3.5433	.0008	.0024	.0020	.0036	.0032	.0048	.0044	.0060	.0056	.0072
90	95	.025	.066	.056	.097	.086	.127	.117	.157	.147	.188
3.5433	3.7402	.0010	.0026	.0022	.0038	.0034	.0050	.0046	.0062	.0058	.0074
95	100	.025	.069	.056	.102	.089	.130	.119	.160	.150	.191
3.7402	3.9370	.0010	.0027	.0022	.0040	.0035	.0051	.0047	.0063	.0059	.0075
100	105	.025	.071	.058	.104	.094	.140	.130	.175	.165	.211
3.9370	4.1339	.0010	.0028	.0023	.0041	.0037	.0055	.0051	.0069	.0065	.0083
105	110	.028	.074	.061	.107	.097	.142	.132	.178	.168	.213
4.1339	4.3307	.0011	.0029	.0024	.0042	.0038	.0056	.0052	.0070	.0066	.0084
110	120	.033	.079	.069	.114	.104	.150	.140	.185	.175	.221
4.3307	4.7244	.0013	.0031	.0027	.0045	.0041	.0059	.0055	.0073	.0069	.0087
120	130	.033	.084	.071	.122	.112	.163	.150	.201	.188	.239
4.7244	5.1181	.0013	.0033	.0028	.0048	.0044	.0064	.0059	.0079	.0074	.0094
130	140	.046	.097	.084	.135	.122	.173	.160	.211	.198	.249
5.1181	5.5118	.0018	.0038	.0033	.0053	.0048	.0068	.0063	.0083	.0078	.0098
140	150	.046	.099	.086	.142	.130	.185	.173	.229	.216	.272
5.5118	5.9055	.0018	.0039	.0034	.0056	.0051	.0073	.0068	.0090	.0085	.0107
150	160	.048	.104	.091	.147	.137	.193	.180	.236	.224	.279
5.9055	6.2992	.0019	.0041	.0036	.0058	.0054	.0076	.0071	.0093	.0088	.0110
160	170	.053	.109	.099	.155	.145	.201	.188	.244	.231	.287
6.2992	6.6929	.0021	.0043	.0039	.0061	.0057	.0079	.0074	.0096	.0091	.0113
170	180	.061	.122	.107	.168	.152	.213	.198	.259	.244	.305
6.6929	7.0866	.0024	.0048	.0042	.0066	.0060	.0084	.0078	.0102	.0096	.0120
180	190	.069	.130	.114	.175	.160	.221	.206	.267	.251	.312
7.0866	7.4803	.0027	.0051	.0045	.0069	.0063	.0087	.0081	.0105	.0099	.0123
190	200	.079	.140	.124	.185	.170	.236	.221	.282	.267	.328
7.4803	7.8740	.0031	.0055	.0049	.0073	.0067	.0093	.0087	.0111	.0105	.0129
200	210	.076	.142	.127	.193	.178	.244	.229	.295	.279	.345
7.8740	8.2677	.0030	.0056	.0050	.0076	.0070	.0096	.0090	.0116	.0110	.0136
210	220	.081	.147	.132	.198	.183	.249	.234	.300	.284	.351
8.2677	8.6614	.0032	.0058	.0052	.0078	.0072	.0098	.0092	.0118	.0112	.0138
220	230	.089	.155	.140	.206	.191	.257	.241	.307	.292	.358
8.6614	9.0551	.0035	.0061	.0055	.0081	.0075	.0101	.0095	.0121	.0115	.0141
230	240	.091	.163	.145	.216	.198	.269	.251	.323	.305	.376
9.0551	9.4488	.0036	.0064	.0057	.0085	.0078	.0106	.0099	.0127	.0120	.0148
240	250	.099	.170	.152	.224	.206	.277	.259	.330	.312	.384
9.4488	9.8425	.0039	.0067	.0060	.0088	.0081	.0109	.0102	.0130	.0123	.0151
250	260	.109	.180	.163	.234	.216	.287	.269	.340	.323	.394
9.8425	10.2362	.0043	.0071	.0064	.0092	.0085	.0113	.0106	.0134	.0127	.0155
260	280	.112	.188	.170	.246	.229	.305	.287	.363	.345	.422
10.2362	11.0236	.0044	.0074	.0067	.0097	.0090	.0120	.0113	.0143	.0136	.0166
280	300	.130	.206	.188	.264	.246	.323	.305	.381	.363	.439
11.0236	11.8110	.0051	.0081	.0074	.0104	.0097	.0127	.0120	.0150	.0143	.0173
300	320	.150	.226	.208	.284	.267	.343	.325	.401	.384	.460
11.8110	12.5984	.0059	.0089	.0082	.0112	.0105	.0135	.0128	.0158	.0151	.0181

**Table XX Radial Clearance for Inch Series Cylindrical Roller Bearings**

BEARING BORE		RADIAL CLEARANCE (INTERNAL)									
B		R1		R2		R3		R4		R5	
OVER	INCL.	MIN.	MAX.	MIN.	MAX.	MIN.	MAX.	MIN.	MAX.	MIN.	MAX.
In./mm	In./mm	In./mm	In./mm	In./mm	In./mm	In./mm	In./mm	In./mm	In./mm	In./mm	In./mm
3.1496	3.9370	.0005	.0016	.0016	.0032	.0032	.0051	.0051	.0077	.0077	.0107
80	100	.013	.041	.041	.081	.081	.130	.130	.196	.196	.272
3.9370	4.7244	.0005	.0018	.0018	.0036	.0036	.0060	.0060	.0089	.0089	.0122
100	120	.013	.046	.046	.091	.091	.152	.152	.226	.226	.310
4.7244	5.5118	.0009	.0022	.0022	.0041	.0041	.0067	.0067	.0101	.0101	.0139
120	140	.023	.056	.056	.104	.104	.170	.170	.257	.257	.353
5.5118	6.2992	.0010	.0026	.0026	.0049	.0049	.0077	.0077	.0112	.0112	.0151
140	160	.025	.066	.066	.124	.124	.196	.196	.284	.284	.384
6.2992	7.0866	.0011	.0027	.0027	.0052	.0052	.0082	.0082	.0118	.0118	.0158
160	180	.028	.069	.069	.132	.132	.208	.208	.300	.300	.401
7.0866	7.8740	.0014	.0032	.0032	.0060	.0060	.0092	.0092	.0130	.0130	.0172
180	200	.036	.081	.081	.152	.152	.234	.234	.330	.330	.437
7.8740	8.6614	.0016	.0034	.0034	.0062	.0062	.0094	.0094	.0132	.0132	.0174
200	220	.041	.086	.086	.157	.157	.239	.239	.335	.335	.442
8.6614	10.2362	.0022	.0040	.0040	.0068	.0068	.0100	.0100	.0138	.0138	.0180
220	260	.056	.102	.102	.173	.173	.254	.254	.351	.351	.457
10.2362	11.8110	.0024	.0042	.0042	.0070	.0070	.0102	.0102	.0140	.0140	.0182
260	300	.061	.107	.107	.178	.178	.259	.259	.356	.356	.462
11.8110	13.7795	.0032	.0050	.0050	.0078	.0078	.0110	.0110	.0148	.0148	.0190
300	350	.081	.127	.127	.198	.198	.279	.279	.376	.376	.483
13.7795	15.7480	.0042	.0065	.0065	.0093	.0093	.0125	.0125	.0163	.0163	.0205
350	400	.107	.165	.165	.236	.236	.318	.318	.414	.414	.521
15.7480	17.7165	.0055	.0080	.0080	.0110	.0110	.0142	.0142	.0180	.0180	.0222
400	450	.140	.203	.203	.279	.279	.361	.361	.457	.457	.564
17.7165	19.6850	.0060	.0085	.0085	.0115	.0115	.0150	.0150	.0200	.0200	.0254
450	500	.152	.216	.216	.292	.292	.381	.381	.508	.508	.645
19.6850	22.0472	.0065	.0090	.0090	.0120	.0120	.0160	.0160	.0210	.0210	.0264
500	560	.165	.229	.229	.305	.305	.406	.406	.533	.533	.671
22.0472	24.8031	.0070	.0100	.0100	.0140	.0140	.0190	.0190	.0240	.0240	.0294
560	630	.178	.254	.254	.356	.356	.483	.483	.610	.610	.747
24.8031	27.9528	.0075	.0110	.0110	.0150	.0150	.0200	.0200	.0250	.0250	.0304
630	710	.191	.279	.279	.381	.381	.508	.508	.635	.635	.772
27.9528	31.4961	.0085	.0130	.0130	.0180	.0180	.0230	.0230	.0280	.0280	.0334
710	800	.216	.330	.330	.457	.457	.584	.584	.711	.711	.848
31.4961	39.3701	.0095	.0140	.0140	.0190	.0190	.0240	.0240	.0300	.0300	.0364
800	1000	.241	.356	.356	.483	.483	.610	.610	.762	.762	.925

If the Radial Clearance of any Inch Series bearing is critical to the performance of the bearing or the equipment, the value should be verified by ARB Engineering before ordering.

# INTERNAL CLEARANCES

**Table XXI Radial Clearance for Spherical Roller Bearings, Straight Bore**

BEARING BORE		RADIAL CLEARANCE (INTERNAL)									
B		C2		NORMAL		C3		C4		C5	
OVER	INCL.	MIN.	MAX.	MIN.	MAX.	MIN.	MAX.	MIN.	MAX.	MIN.	MAX.
mm/in.	mm/in.	mm/in.	mm/in.	mm/in.	mm/in.	mm/in.	mm/in.	mm/in.	mm/in.	mm/in.	mm/in.
100	120	.040	.075	.075	.120	.120	.160	.160	.210	.210	.260
3.9370	4.7244	.0016	.0030	.0030	.0047	.0047	.0063	.0063	.0083	.0083	.0102
120	140	.050	.095	.095	.145	.145	.190	.190	.240	.240	.300
4.7244	5.5118	.0020	.0037	.0037	.0057	.0057	.0075	.0075	.0094	.0094	.0118
140	160	.060	.110	.110	.170	.170	.220	.220	.280	.280	.350
5.5118	6.2992	.0024	.0043	.0043	.0067	.0067	.0087	.0087	.0110	.0110	.0138
160	180	.065	.120	.120	.180	.180	.240	.240	.310	.310	.390
6.2992	7.0866	.0026	.0047	.0047	.0071	.0071	.0094	.0094	.0122	.0122	.0154
180	200	.070	.130	.130	.200	.200	.260	.260	.340	.340	.430
7.0866	7.8740	.0028	.0051	.0051	.0079	.0079	.0102	.0102	.0134	.0134	.0169
200	225	.080	.140	.140	.220	.220	.290	.290	.380	.380	.470
7.8740	8.8583	.0031	.0055	.0055	.0087	.0087	.0114	.0114	.0150	.0150	.0185
225	250	.090	.150	.150	.240	.240	.320	.320	.420	.420	.520
8.8583	9.8425	.0035	.0059	.0059	.0094	.0094	.0126	.0126	.0165	.0165	.0205
250	280	.100	.170	.170	.260	.260	.350	.350	.460	.460	.570
9.8425	11.0236	.0039	.0067	.0067	.0102	.0102	.0138	.0138	.0181	.0181	.0224
280	315	.110	.190	.190	.280	.280	.370	.370	.500	.500	.630
11.0236	12.4016	.0043	.0075	.0075	.0110	.0110	.0146	.0146	.0197	.0197	.0248
315	355	.120	.200	.200	.310	.310	.410	.410	.550	.550	.690
12.4016	13.9764	.0047	.0079	.0079	.0122	.0122	.0161	.0161	.0217	.0217	.0272
355	400	.130	.220	.220	.340	.340	.450	.450	.600	.600	.750
13.9764	15.7480	.0051	.0087	.0087	.0134	.0134	.0177	.0177	.0236	.0236	.0295
400	450	.140	.240	.240	.370	.370	.500	.500	.660	.660	.820
15.7480	17.7165	.0055	.0094	.0094	.0146	.0146	.0197	.0197	.0260	.0260	.0323
450	500	.140	.260	.260	.410	.410	.550	.550	.720	.720	.900
17.7165	19.6850	.0055	.0102	.0102	.0161	.0161	.0217	.0217	.0283	.0283	.0354
500	560	.150	.280	.280	.440	.440	.600	.600	.780	.780	1.000
19.6850	22.0472	.0059	.0110	.0110	.0173	.0173	.0236	.0236	.0307	.0307	.0394
560	630	.170	.310	.310	.480	.480	.650	.650	.850	.850	1.100
22.0472	24.8031	.0067	.0122	.0122	.0189	.0189	.0256	.0256	.0335	.0335	.0433
630	710	.190	.350	.350	.530	.530	.700	.700	.920	.920	1.190
24.8031	27.9528	.0075	.0138	.0138	.0209	.0209	.0276	.0276	.0362	.0362	.0469
710	800	.210	.390	.390	.580	.580	.770	.770	1.010	1.010	1.300
27.9528	31.4961	.0083	.0154	.0154	.0228	.0228	.0303	.0303	.0398	.0398	.0512
800	900	.230	.430	.430	.650	.650	.860	.860	1.120	1.120	1.440
31.4961	35.4331	.0091	.0169	.0169	.0256	.0256	.0339	.0339	.0441	.0441	.0567
900	1000	.260	.480	.480	.710	.710	.930	.930	1.220	1.220	1.570
35.4331	39.3701	.0102	.0189	.0189	.0280	.0280	.0366	.0366	.0480	.0480	.0618
1000	1120	.290	.530	.530	.780	.780	1.020	1.020	1.330	1.330	1.720
39.3701	44.0945	.0114	.0209	.0209	.0307	.0307	.0402	.0402	.0524	.0524	.0677
1120	1250	.320	.580	.580	.860	.860	1.120	1.120	1.460	1.460	1.870
44.0945	49.2126	.0126	.0228	.0228	.0339	.0339	.0441	.0441	.0575	.0575	.0736
1250	1400	.350	.640	.640	.950	.950	1.240	1.240	1.620	1.620	2.060
49.2126	55.1181	.0138	.0252	.0252	.0374	.0374	.0488	.0488	.0638	.0638	.0811
1400	1600	.400	.720	.720	1.060	1.060	1.380	1.380	1.800	1.800	2.300
55.1181	62.9921	.0157	.0283	.0283	.0417	.0417	.0543	.0543	.0709	.0709	.0906

**Table XXII Radial Clearance for Spherical Roller Bearings, Tapered Bore**

BEARING BORE		RADIAL CLEARANCE (INTERNAL)									
B		C2		NORMAL		C3		C4		C5	
OVER	INCL.	MIN.	MAX.	MIN.	MAX.	MIN.	MAX.	MIN.	MAX.	MIN.	MAX.
mm/in.	mm/in.	mm/in.	mm/in.	mm/in.	mm/in.	mm/in.	mm/in.	mm/in.	mm/in.	mm/in.	mm/in.
100	120	.065	.100	.100	.135	.135	.170	.170	.220	.220	.280
3.9370	4.7244	.0026	.0039	.0039	.0053	.0053	.0067	.0067	.0087	.0087	.0110
120	140	.080	.120	.120	.160	.160	.200	.200	.260	.260	.330
4.7244	5.5118	.0031	.0047	.0047	.0063	.0063	.0079	.0079	.0102	.0102	.0130
140	160	.090	.130	.130	.180	.180	.230	.230	.300	.300	.380
5.5118	6.2992	.0035	.0051	.0051	.0071	.0071	.0091	.0091	.0118	.0118	.0150
160	180	.100	.140	.140	.200	.200	.260	.260	.340	.340	.430
6.2992	7.0866	.0039	.0055	.0055	.0079	.0079	.0102	.0102	.0134	.0134	.0169
180	200	.110	.160	.160	.220	.220	.290	.290	.370	.370	.470
7.0866	7.8740	.0043	.0063	.0063	.0087	.0087	.0114	.0114	.0146	.0146	.0185
200	225	.120	.180	.180	.250	.250	.320	.320	.410	.410	.520
7.8740	8.8583	.0047	.0071	.0071	.0098	.0098	.0126	.0126	.0161	.0161	.0205
225	250	.140	.200	.200	.270	.270	.350	.350	.450	.450	.570
8.8583	9.8425	.0055	.0079	.0079	.0106	.0106	.0138	.0138	.0177	.0177	.0224
250	280	.150	.220	.220	.300	.300	.390	.390	.490	.490	.620
9.8425	11.0236	.0059	.0087	.0087	.0118	.0118	.0154	.0154	.0193	.0193	.0244
280	315	.170	.240	.240	.330	.330	.430	.430	.540	.540	.680
11.0236	12.4016	.0067	.0094	.0094	.0130	.0130	.0169	.0169	.0213	.0213	.0268
315	355	.190	.270	.270	.360	.360	.470	.470	.590	.590	.740
12.4016	13.9764	.0075	.0106	.0106	.0142	.0142	.0185	.0185	.0232	.0232	.0291
355	400	.210	.300	.300	.400	.400	.520	.520	.650	.650	.820
13.9764	15.7480	.0083	.0118	.0118	.0157	.0157	.0205	.0205	.0256	.0256	.0323
400	450	.230	.330	.330	.440	.440	.570	.570	.720	.720	.910
15.7480	17.7165	.0091	.0130	.0130	.0173	.0173	.0224	.0224	.0283	.0283	.0358
450	500	.260	.370	.370	.490	.490	.630	.630	.790	.790	1.000
17.7165	19.6850	.0102	.0146	.0146	.0193	.0193	.0248	.0248	.0311	.0311	.0394
500	560	.290	.410	.410	.540	.540	.680	.680	.870	.870	1.100
19.6850	22.0472	.0114	.0161	.0161	.0213	.0213	.0268	.0268	.0343	.0343	.0433
560	630	.320	.460	.460	.600	.600	.760	.760	.980	.980	1.230
22.0472	24.8031	.0126	.0181	.0181	.0236	.0236	.0299	.0299	.0386	.0386	.0484
630	710	.350	.510	.510	.670	.670	.850	.850	1.090	1.090	1.360
24.8031	27.9528	.0138	.0201	.0201	.0264	.0264	.0335	.0335	.0429	.0429	.0535
710	800	.390	.570	.570	.750	.750	.960	.960	1.220	1.220	1.500
27.9528	31.4961	.0154	.0224	.0224	.0295	.0295	.0378	.0378	.0480	.0480	.0591
800	900	.440	.640	.640	.840	.840	1.070	1.070	1.370	1.370	1.690
31.4961	35.4331	.0173	.0252	.0252	.0331	.0331	.0421	.0421	.0539	.0539	.0665
900	1000	.490	.710	.710	.930	.930	1.190	1.190	1.520	1.520	1.860
35.4331	39.3701	.0193	.0280	.0280	.0366	.0366	.0469	.0469	.0598	.0598	.0732
1000	1120	.530	.770	.770	1.030	1.030	1.300	1.300	1.670	1.670	2.050
39.3701	44.0945	.0209	.0303	.0303	.0406	.0406	.0512	.0512	.0657	.0657	.0807
1120	1250	.570	.830	.830	1.120	1.120	1.420	1.420	1.830	1.830	2.250
44.0945	49.2126	.0224	.0327	.0327	.0441	.0441	.0559	.0559	.0720	.0720	.0886
1250	1400	.620	.910	.910	1.230	1.230	1.560	1.560	2.000	2.000	2.450
49.2126	55.1181	.0244	.0358	.0358	.0484	.0484	.0614	.0614	.0787	.0787	.0965
1400	1600	.680	1.000	1.000	1.350	1.350	1.720	1.720	2.200	2.200	2.700
55.1181	62.9921	.0268	.0394	.0394	.0531	.0531	.0677	.0677	.0866	.0866	.1063

# FITTING PRACTICE

**Table XXIII Inner Race/Shaft Fitting Practices, Ball & Roller Bearings**  
Applies to ISO Normal & ABEC-1/RBEC-1 Tolerances, Solid Steel Shafts.

OPERATING CONDITION	LOADING RATIO	EXAMPLES	BEARING BORE	BALL & ANGULAR CONTACT BEARINGS CLASS FIT*	CYLINDRICAL ROLLER BEARINGS CLASS FIT*	SPHERICAL ROLLER BEARINGS CLASS FIT*
Outer Race Rotation	All	Wheel on Dead Shafy, Sheave	All (mm)	g6	g6	g6
Inner Race Rotation	15 < C/P	Fans, Pumps	75 - 140 140 - 320 320 - 500 500 - Up	j6	k6 m6 n6 p6	k6 m6 n6 p6
	7 < C/P < 15	Pinion Shaft, Presses, Motors	75 - 140 140 - 320 320 - 500 500 - Up	k6	m6 n6 p6 r6	n6 p6 r6 r7
	3 < C/P < 7	Output Shafts	75 - 140 140 - 320 320 - 500 500 - Up	m6	n6 p6 r6 r7	n6 p6 r6 r7
	1 < C/P < 3	Rolling Mills, U-Joints	75 - 200 200 - Up	- -	s6 s7	s6 s7

**Table XXIV Outer Race/Housing Fitting Practices, Ball & Roller Bearings**  
Applies to ISO Normal & ABEC-1/RBEC-1 Tolerances

OPERATING CONDITION	LOADING RATIO	EXAMPLES	BEARING O.D.	BEARING TYPE	CLASS FIT*
Outer Race Rotation	15 < C/P 7 < C/P < 15 C/P < 7	Sheaves	All	All	M7
		Track Wheels	All	All	N7
		Crankshafts	All	All	P7
Outer Race Rotation	All All	Gear Drives Kilns	All	All	H7
			All	All	F7

\* All fits based on Metric dimensioned bearings. For Inch dimensions, pick the closest Metric value.

**Table XXV Inner Race(Cone)/Shaft Fitting Practice,**  
Applies to Inch Series Tapered Roller Bearings, Solid Steel Shaft

BEARING BORE RANGE		ROTATING SHAFT		STATIONARY SHAFT	
B		SHAFT O.D. DEVIATION	RESULTANT FIT	SHAFT O.D. DEVIATION	RESULTANT FIT
OVER	INCLUDING				
INCHES	INCHES	INCHES	INCHES	INCHES	INCHES
8.0000	12.0000	+.0015/+.0025	.0005T/.0025T	0/+.0010	.0100L/.0100T
12.0000	24.0000	+.0030/+.0050	.0010T/.0050T	0/+.0020	.0020L/.0020T
24.0000	36.0000	+.0045/+.0075	.0015T/.0075T	0/+.0030	.0030L/.0030T
36.0000	48.0000	+.0060/+.0100	.0020T/.0100T	0/+.0040	.0040L/.0040T
48.0000	60.0000	+.0070/+.0120	.0020T/.0120T	0/+.0050	.0050L/.0050T

**Table XXVI Outer Race(Cup)/Housing Bore Fitting Practice,**  
Applies to Inch Series Tapered Roller Bearings

BEARING O.D. RANGE		STATIONARY SHAFT		ROTATING HOUSING	
D		HOUSING I.D. DEVIATION	RESULTANT FIT	HOUSING I.D. DEVIATION	RESULTANT FIT
OVER	INCLUDING				
INCHES	INCHES	INCHES	INCHES	INCHES	INCHES
8.0000	12.0000	+.0020/+.0030	.0010L/.0030L	-.0020/-.0030	.0020T/.0040T
12.0000	24.0000	+.0040/+.0060	.0020L/.0060L	-.0020/-.0040	.0020T/.0060T
24.0000	36.0000	+.0060/+.0090	.0030L/.0090L	-.0020/-.0050	.0020T/.0080T
36.0000	48.0000	+.0080/+.0120	.0040L/.0120L	-.0020/-.0060	.0020T/.0100T
48.0000	60.0000	+.0100/+.0150	.0050L/.0150L	-.0020/-.0070	.0020T/.0120T



Table XXVII-A ISO Shaft Fits, Millimeter Values, g6 Through k6

BEARING BORE		FIT CLASSES											
		g6			h6			j6			k6		
B		SHAFT O.D.		FIT*	SHAFT O.D.		FIT*	SHAFT O.D.		FIT*	SHAFT O.D.		FIT*
MAX.	MIN.	MAX.	MIN.		MAX.	MIN.		MAX.	MIN.		MAX.	MIN.	
mm	mm	mm	mm	mm	mm	mm	mm	mm	mm	mm	mm	mm	mm
80	79.980	79.988	79.966		80.000	79.948		80.013	79.991		80.025	80.003	
85	84.980	84.988	84.966		85.000	84.948		85.013	84.991		85.025	85.003	
90	89.980	89.988	89.966		90.000	89.948		90.013	89.991		90.025	90.003	
95	94.980	94.988	94.966	.034L	95.000	94.948	.022L	95.013	94.991	.009L	95.025	95.003	.003T
100	99.980	99.988	99.966	.008T	100.000	99.948	.020T	100.013	99.991	.033T	100.025	100.003	.045T
105	104.980	104.988	104.966		105.000	104.948		105.013	104.991		105.025	105.003	
110	109.980	109.988	109.966		110.000	109.948		110.013	109.991		110.025	110.003	
115	114.980	114.988	114.966		115.000	114.948		115.013	114.991		115.025	115.003	
120	119.980	119.988	119.966		120.000	119.948		120.013	119.991		120.025	120.003	
125	124.975	124.986	124.961		125.000	124.937		125.014	124.989		125.028	125.003	
130	129.975	129.986	129.961		130.000	129.937		130.014	129.989		130.028	130.003	
140	139.975	139.986	139.961	.039L	140.000	139.937	.025L	140.014	139.989	.011L	140.028	140.003	.003T
150	149.975	149.986	149.961	.011T	150.000	149.937	.025T	150.014	149.989	.039T	150.028	150.003	.053T
160	159.975	159.986	159.961		160.000	159.937		160.014	159.989		160.028	160.003	
170	169.975	169.986	169.961		170.000	169.937		170.014	169.989		170.028	170.003	
180	179.975	179.986	179.961		180.000	179.937		180.014	179.989		180.028	180.003	
190	189.970	189.985	189.956		190.000	189.928		190.016	189.987		190.033	190.004	
200	199.970	199.985	199.956	.044L	200.000	199.928	.029L	200.016	199.987	.013L	200.033	200.004	.004T
220	219.970	219.985	219.956	.015T	220.000	219.928	.030T	220.016	219.987	.046T	220.033	220.004	.063T
240	239.970	239.985	239.956		240.000	239.928		240.016	239.987		240.033	240.004	
250	249.970	249.985	249.956		250.000	249.928		250.016	249.987		250.033	250.004	
260	259.965	259.983	259.951		260.000	259.919		260.016	259.984		260.036	260.004	
280	279.965	279.983	279.951	.049L	280.000	279.919	.032L	280.016	279.984	.016L	280.036	280.004	.004T
300	299.965	299.983	299.951	.018T	300.000	299.919	.035T	300.016	299.984	.051T	300.036	300.004	.071T
315	314.965	314.983	314.951		315.000	314.919		315.016	314.984		315.036	315.004	
320	319.960	319.982	319.946		320.000	319.964		320.018	319.982		320.040	320.004	
340	339.960	339.982	339.946		340.000	339.964		340.018	339.982		340.040	340.004	
355	354.960	354.982	354.946	.054L	355.000	354.964	.036L	355.018	354.982	.018L	355.040	355.004	.004T
360	359.960	359.982	359.946	.022T	360.000	359.964	.040T	360.018	359.982	.058T	360.040	360.004	.080T
380	379.960	379.982	379.946		380.000	379.964		380.018	379.982		380.040	380.004	
400	399.960	399.982	399.946		400.000	399.964		400.018	399.982		400.040	400.004	
420	419.955	419.980	419.940		420.000	419.960		420.020	419.980		420.045	420.005	
440	439.955	439.980	439.940		440.000	439.960		440.020	439.980		440.045	440.005	
450	449.955	449.980	449.940	.060L	450.000	449.960	.040L	450.020	449.980	.020L	450.045	450.005	.005T
460	459.955	459.980	459.940	.025T	460.000	459.960	.045T	460.020	459.980	.065T	460.045	460.005	.090T
480	479.955	479.980	479.940		480.000	479.960		480.020	479.980		480.045	480.005	
500	499.955	499.980	499.940		500.000	499.960		500.020	499.980		500.045	500.005	
530	529.950	529.978	529.934		530.000	529.956		530.022	529.978		530.044	530.000	
560	559.950	559.978	559.934	.066L	560.000	559.956	.044L	560.022	559.978	.022L	560.044	560.000	.000
600	599.950	599.978	599.934	.028T	600.000	599.956	.050T	600.022	599.978	.072T	600.044	600.000	.094T
630	629.950	629.978	629.934		630.000	629.956		630.022	629.978		630.044	630.000	
670	669.925	669.976	669.926		670.000	669.950		670.025	669.975		670.050	670.000	
710	709.925	709.976	709.926	.074L	710.000	709.950	.050L	710.025	709.975	.025L	710.050	710.000	.000
750	749.925	749.976	749.926	.051T	750.000	749.950	.075T	750.025	749.975	.100T	750.050	750.000	.125T
800	799.925	799.976	799.926		800.000	799.950		800.025	799.975		800.050	800.000	
850	849.900	849.974	849.918		850.000	849.944		850.028	849.972		850.056	850.000	
900	899.900	899.974	899.918	.082L	900.000	899.944	.056L	900.028	899.972	.028L	900.056	900.000	.000
950	949.900	949.974	949.918	.074T	950.000	949.944	.100T	950.028	949.972	.128T	950.056	950.000	.156T
1000	999.900	999.974	999.918		1000.000	999.944		1000.028	999.972		1000.056	1000.000	
1060	1059.875	1059.972	1059.906		1060.000	1059.934		1060.033	1059.967		1060.066	1060.000	
1120	1119.875	1119.972	1119.906	.094L	1120.000	1119.934	.066L	1120.033	1119.967	.033L	1120.066	1120.000	.000
1180	1179.875	1179.972	1179.906	.074T	1180.000	1179.934	.125T	1180.033	1179.967	.158T	1180.066	1180.000	.191T
1250	1249.875	1249.972	1249.906		1250.000	1249.934		1250.033	1249.967		1250.066	1250.000	
1320	1319.840	1319.970	1319.892		1320.000	1319.922		1320.039	1319.961		1320.078	1320.000	
1400	1399.840	1399.970	1399.892	.108L	1400.000	1399.922	.078L	1400.039	1399.961	.039L	1400.078	1400.000	.000
1500	1499.840	1499.970	1499.892	.130T	1500.000	1499.922	.160T	1500.039	1499.961	.199T	1500.078	1500.000	.238T
1600	1599.840	1599.970	1599.892		1600.000	1599.922		1600.039	1599.961		1600.078	1600.000	

\* L for loose and T for tight

# SHAFT FITS, METRIC

Table XXVII-B ISO Shaft Fits, Millimeter Values, m5 Through p6

BEARING BORE		FIT CLASSES											
		m5			m6			n6		p6			
B		SHAFT O.D.		FIT*	SHAFT O.D.		FIT*	SHAFT O.D.		FIT*	SHAFT O.D.		FIT*
MAX.	MIN.	MAX.	MIN.		MAX.	MIN.		MAX.	MIN.		MAX.	MIN.	
mm	mm	mm	mm	mm	mm	mm	mm	mm	mm	mm	mm	mm	mm
80	79.980	80.028	80.013		80.035	80.013		80.045	80.023		80.059	80.037	
85	84.980	85.028	85.013		85.035	85.013		85.045	85.023		85.059	85.037	
90	89.980	90.028	90.013		90.035	90.013		90.045	90.023		90.059	90.037	
95	94.980	95.028	95.013	.013T	95.035	95.013	.013T	95.045	95.023	.023T	95.059	95.037	.037T
100	99.980	100.028	100.013	.048T	100.035	100.013	.055T	100.045	100.023	.065T	100.059	100.037	.079T
105	104.980	105.028	105.013		105.035	105.013		105.045	105.023		105.059	105.037	
110	109.980	110.028	110.013		110.035	110.013		110.045	110.023		110.059	110.037	
115	114.980	115.028	115.013		115.035	115.013		115.045	115.023		115.059	115.037	
120	119.980	120.028	120.013		120.035	120.013		120.045	120.023		120.059	120.037	
125	124.975	125.033	125.015		125.040	125.015		125.052	125.027		125.068	125.043	
130	129.975	130.033	130.015		130.040	130.015		130.052	130.027		130.068	130.043	
140	139.975	140.033	140.015	.015T	140.040	140.015	.015T	140.052	140.027	.027T	140.068	140.043	.043T
150	149.975	150.033	150.015	.058T	150.040	150.015	.065T	150.052	150.027	.077T	150.068	150.043	.093T
160	159.975	160.033	160.015		160.040	160.015		160.052	160.027		160.068	160.043	
170	169.975	170.033	170.015		170.040	170.015		170.052	170.027		170.068	170.043	
180	179.975	180.033	180.015		180.040	180.015		180.052	180.027		180.068	180.043	
190	189.970	190.037	190.017		190.046	190.017		190.060	190.031		190.079	190.050	
200	199.970	200.037	200.017	.017T	200.046	200.017	.017T	200.060	200.031	.031T	200.079	200.050	.050T
220	219.970	220.037	220.017	.067T	220.046	220.017	.076T	220.060	220.031	.090T	220.079	220.050	.109T
240	239.970	240.037	240.017		240.046	240.017		240.060	240.031		240.079	240.050	
250	249.970	250.037	250.017		250.046	250.017		250.060	250.031		250.079	250.050	
260	259.965	260.043	260.020		260.052	260.020		260.066	260.034		260.088	260.056	
280	279.965	280.043	280.020	.020T	280.052	280.020	.020T	280.066	280.034	.034T	280.088	280.056	.056T
300	299.965	300.043	300.020	.078T	300.052	300.020	.087T	300.066	300.034	.101T	300.088	300.056	.123T
315	314.960	315.043	315.020		315.052	315.020		315.066	315.034		315.088	315.056	
320	319.960	320.046	320.021		320.057	320.021		320.073	320.037		320.098	320.062	
340	339.960	340.046	340.021		340.057	340.021		340.073	340.037		340.098	340.062	
355	354.960	355.046	355.021	.021T	355.057	355.021	.021T	355.073	355.037	.037T	355.098	355.062	.062T
360	359.960	360.046	360.021	.086T	360.057	360.021	.097T	360.073	360.037	.113T	360.098	360.062	.138T
380	379.960	380.046	380.021		380.057	380.021		380.073	380.037		380.098	380.062	
400	399.960	400.046	400.021		400.057	400.021		400.073	400.037		400.098	400.062	
420	419.955	420.050	420.023		420.063	420.023		420.080	420.040		420.108	420.068	
440	439.955	440.050	440.023		440.063	440.023		440.080	440.040		440.108	440.068	
450	449.955	450.050	450.023	.023T	450.063	450.023	.023T	450.080	450.040	.040T	450.108	450.068	.068T
460	459.955	460.050	460.023	.095T	460.063	460.023	.108T	460.080	460.040	.125T	460.108	460.068	.153T
480	479.955	480.050	480.023		480.063	480.023		480.080	480.040		480.108	480.068	
500	499.955	500.050	500.023		500.063	500.023		500.080	500.040		500.108	500.068	
530	529.950	530.058	530.026		530.070	530.026		530.088	530.044		530.122	530.078	
560	559.950	560.058	560.026	.026T	560.070	560.026	.026T	560.088	560.044	.044T	560.122	560.078	.078T
600	599.950	600.058	600.026	.108T	600.070	600.026	0.12T	600.088	600.044	.138T	600.122	600.078	.172T
630	629.950	630.058	630.026		630.070	630.026		630.088	630.044		630.122	630.078	
670	669.925	670.066	670.030		670.080	670.030		670.100	670.050		670.138	670.088	
710	709.925	710.066	710.030	.030T	710.080	710.030	.030T	710.100	710.050	.050T	710.138	710.088	.088T
750	749.925	750.066	750.030	.141T	750.080	750.030	.155T	750.100	750.050	.175T	750.138	750.088	.213T
800	799.925	800.066	800.030		800.080	800.030		800.100	800.050		800.138	800.088	
850	849.900	850.074	850.034		850.090	850.034		850.112	850.056		850.156	850.100	
900	899.900	900.074	900.034	.034T	900.090	900.034	.034T	900.112	900.056	.056T	900.156	900.100	.100T
950	949.900	950.074	950.034	.174T	950.090	950.034	.190T	950.112	950.056	.212T	950.156	950.100	.256T
1000	999.900	1000.074	1000.034		1000.090	1000.034		1000.112	1000.056		1000.156	1000.100	
1060	1059.875	1060.087	1060.040		1060.106	1060.040		1060.132	1060.066		1060.186	1060.120	
1120	1119.875	1120.087	1120.040	.040T	1120.106	1120.040	.040T	1120.132	1120.066	.066T	1120.186	1120.120	.120T
1180	1179.875	1180.087	1180.040	.212T	1180.106	1180.040	.231T	1180.132	1180.066	.257T	1180.186	1180.120	.311T
1250	1249.875	1250.087	1250.040		1250.106	1250.040		1250.132	1250.066		1250.186	1250.120	
1320	1319.840	1320.103	1320.048		1320.126	1320.048		1320.156	1320.078		1320.218	1320.140	
1400	1399.840	1400.103	1400.048	.048T	1400.126	1400.048	.048T	1400.156	1400.078	.078T	1400.218	1400.140	.140T
1500	1499.840	1500.103	1500.048	.263T	1500.126	1500.048	.286T	1500.156	1500.078	.316T	1500.218	1500.140	.378T
1600	1599.840	1600.103	1600.048		1600.126	1600.048		1600.156	1600.078		1600.218	1600.140	

\* L for loose and T for tight

**Table XXVII-C ISO Shaft Fits, Millimeter Values, r6 Through s7**

BEARING BORE		FIT CLASSES											
		r6			r7			s6		s7			
B		SHAFT O.D.		FIT*	SHAFT O.D.		FIT*	SHAFT O.D.		FIT*	SHAFT O.D.		FIT*
MAX.	MIN.	MAX.	MIN.		MAX.	MIN.		MAX.	MIN.		MAX.	MIN.	
mm	mm	mm	mm	mm	mm	mm	mm	mm	mm	mm	mm	mm	mm
80	79.980	80.073	80.051		80.086	80.051		80.093	80.071		80.106	80.071	
85	84.980	85.073	85.051	.051T	85.086	85.051	.051T	85.093	85.071	.071T	85.106	85.071	.071T
90	89.980	90.073	90.051	.093T	90.086	90.051	.106T	90.093	90.071	.113T	90.106	90.071	.126T
95	94.980	95.073	95.051		95.086	95.051		95.093	95.071		95.106	95.071	
100	99.980	100.073	100.051		100.086	100.051		100.093	100.071		100.106	100.071	
105	104.980	105.076	105.054		105.089	105.054		105.101	105.079		105.114	105.079	
110	109.980	110.076	110.054	.054T	110.089	110.054	.054T	110.101	110.079	.079T	110.114	110.079	.079T
115	114.980	115.076	115.054	.096T	115.089	115.054	.109T	115.101	115.079	.121T	115.114	115.079	.134T
120	119.980	120.076	120.054		120.089	120.054		120.101	120.079		120.114	120.079	
125	124.975	125.088	125.063	.063T	125.103	125.063	.063T	125.117	125.092	.092T	125.132	125.092	.092T
130	129.975	130.088	130.063	.113T	130.103	130.063	.128T	130.117	130.092	.142T	130.132	130.092	.157T
140	139.975	140.088	140.063		140.103	140.063		140.117	140.092		140.132	140.092	
150	149.975	150.090	150.065	.065T	150.105	150.065	.065T	150.125	150.100	.100T	150.140	150.100	.100T
160	159.975	160.090	160.065	.115T	160.105	160.065	.130T	160.125	160.100	.150T	160.140	160.100	.165T
170	169.975	170.093	170.068	.068T	170.108	170.068	.068T	170.133	170.108	.108T	170.148	170.108	.108T
180	179.975	180.093	180.068	.118T	180.108	180.068	.133T	180.133	180.108	.158T	180.148	180.108	.173T
190	189.970	190.106	190.077	.077T	190.123	190.077	.077T	190.151	190.122	.122T	190.168	190.122	.122T
200	199.970	200.106	200.077	.136T	200.123	200.077	.153T	200.151	200.122	.181T	200.168	200.122	.198T
220	219.970	220.109	220.080	**	220.126	220.080	**	220.159	220.130	**	220.176	220.130	**
240	239.970	240.113	240.084	.084T	240.130	240.084	.084T	240.169	240.140	.140T	240.186	240.140	.140T
250	249.970	250.113	250.084	.143T	250.130	250.084	.160T	250.169	250.140	.199T	250.186	250.140	.216T
260	259.965	260.126	260.094	.094T	260.146	260.094	.094T	260.190	260.158	.158T	260.210	260.158	.158T
280	279.965	280.126	280.094	.161T	280.146	280.094	.181T	280.190	280.158	.225T	280.210	280.158	.245T
300	299.965	300.130	300.098	.098T	300.150	300.098	.098T	300.202	300.170	.170T	300.222	300.170	.170T
315	314.960	315.130	315.098	.165T	315.150	315.098	.185T	315.202	315.170	.237T	315.222	315.170	.257T
320	319.960	320.144	320.108	.108T	320.165	320.108	.108T	320.226	320.190	.190T	320.247	320.190	.190T
340	339.960	340.144	340.108	.184T	340.165	340.108	.205T	340.226	340.190	.266T	340.247	340.190	.287T
355	354.960	355.144	355.108		355.165	355.108		355.226	355.190		355.247	355.190	
360	359.960	360.150	360.114	.114T	360.171	360.114	.114T	360.244	360.208	.208T	360.265	360.208	.208T
380	379.960	380.150	380.114	.190T	380.171	380.114	.211T	380.244	380.208	.284T	380.265	380.208	.305T
400	399.960	400.150	400.114		400.171	400.114		400.244	400.208		400.265	400.208	
420	419.955	420.166	420.126	.126T	420.189	420.126	.126T	420.272	420.232	.232T	420.295	420.232	.232T
440	439.955	440.166	440.126	.211T	440.189	440.126	.234T	440.272	440.232	.317T	440.295	440.232	.340T
450	449.955	450.166	450.126		450.189	450.126		450.272	450.232		450.295	450.232	
460	459.955	460.172	460.132	.132T	460.195	460.132	.132T	460.292	460.252	.252T	460.315	460.252	.252T
480	479.955	480.172	480.132	.217T	480.195	480.132	.240T	480.292	480.252	.337T	480.315	480.252	.360T
500	499.955	500.172	500.132		500.195	500.132		500.292	500.252		500.315	500.252	
530	529.950	530.194	530.150	.150T	530.220	530.150	.150T	530.324	530.280	.280T	530.350	530.280	.280T
560	559.950	560.194	560.150	.244T	560.220	560.150	.270T	560.324	560.280	.374T	560.350	560.280	.400T
600	599.950	600.199	600.155	.155T	600.225	600.155	.155T	600.354	600.310	.310T	600.380	600.310	.310T
630	629.950	630.199	630.155	.249T	630.225	630.155	.275T	630.354	630.310	.404T	630.380	630.310	.430T
670	669.925	670.225	670.175	.175T	670.255	670.175	.175T	670.390	670.340	.340T	670.420	670.340	.340T
710	709.925	710.225	710.175	.300T	710.255	710.175	.330T	710.390	710.340	.465T	710.420	710.340	.495T
750	749.925	750.235	750.185	.185T	750.265	750.185	.185T	750.430	750.380	.380T	750.460	750.380	.380T
800	799.925	800.235	800.185	.310T	800.265	800.185	.340T	800.430	800.380	.505T	800.460	800.380	.535T
850	849.900	850.266	850.210	.210T	850.300	850.210	.210T	850.486	850.430	.430T	850.520	850.430	.430T
900	899.900	900.266	900.210	.366T	900.300	900.210	.400T	900.486	900.430	.586T	900.520	900.430	.620T
950	949.900	950.276	950.220	.220T	950.310	950.220	.220T	950.526	950.470	.470T	950.560	950.470	.470T
1000	999.900	1000.276	1000.220	.376T	1000.310	1000.220	.410T	1000.526	1000.470	.626T	1000.560	1000.470	.660T
1060	1059.875	1060.316	1060.250	.250T	1060.355	1060.250	.250T	1060.586	1060.520	.520T	1060.625	1060.520	.520T
1120	1119.875	1120.316	1120.250	.441T	1120.355	1120.250	.480T	1120.586	1120.520	.711T	1120.625	1120.520	.750T
1180	1179.875	1180.326	1180.260	.260T	1180.365	1180.260	.260T	1180.646	1180.580	.580T	1180.685	1180.580	.580T
1250	1249.875	1250.326	1250.260	.451T	1250.365	1250.260	.490T	1250.646	1250.580	.771T	1250.685	1250.580	.810T
1320	1319.840	1320.378	1320.300	.300T	1320.425	1320.300	.300T	1320.718	1320.640	.640T	1320.765	1320.640	.640T
1400	1399.840	1400.378	1400.300	.538T	1400.425	1400.300	.585T	1400.718	1400.640	.878T	1400.765	1400.640	.925T
1500	1499.840	1500.408	1500.330	.330T	1500.455	1500.330	.330T	1500.798	1500.720	.720T	1500.845	1500.720	.720T
1600	1599.840	1600.408	1600.330	.568T	1600.455	1600.330	.615T	1600.798	1600.720	.958T	1600.845	1600.720	1.005T

\* L for loose and T for tight

\*\* 220mm Fits: r6 - .080T/.139T; r7 - .080T/.156T; s6 - .130T/.189T; s7 - .130T/.206T.

# SHAFT FITS, INCH

Table XXVIII-A ISO Shaft Fits, Inch Values, g6 Through k6

BEARING BORE			FIT CLASSES											
			g6			h6			j6			k6		
B			SHAFT O.D.		FIT*	SHAFT O.D.		FIT*	SHAFT O.D.		FIT*	SHAFT O.D.		FIT*
NOM.	MAX.	MIN.	MAX.	MIN.		MAX.	MIN.		MAX.	MIN.		MAX.	MIN.	
mm	In.	In.	In.	In.	In.	In.	In.	In.	In.	In.	In.	In.	In.	In.
80	3.1496	3.1488	3.1491	3.1483		3.1496	3.1487		3.1501	3.1493		3.1506	3.1497	
85	3.3465	3.3457	3.3460	3.3451		3.3465	3.3456		3.3470	3.3461		3.3474	3.3466	
90	3.5433	3.5425	3.5428	3.5420		3.5433	3.5424		3.5438	3.5430		3.5443	3.5434	
95	3.7402	3.7394	3.7397	3.7388	.0013L	3.7402	3.7393	.0009L	3.7407	3.7398	.0004L	3.7411	3.7403	.0001T
100	3.9370	3.9362	3.9365	3.9357	.0003T	3.9370	3.9361	.0008T	3.9375	3.9367	.0013T	3.9380	3.9371	.0018T
105	4.1339	4.1331	4.1334	4.1325		4.1339	4.1330		4.1344	4.1335		4.1348	4.1340	
110	4.3307	4.3299	4.3302	4.3294		4.3307	4.3298		4.3312	4.3304		4.3317	4.3308	
115	4.5276	4.5268	4.5271	4.5262		4.5276	4.5267		4.5281	4.5272		4.5285	4.5277	
120	4.7244	4.7236	4.7239	4.7231		4.7244	4.7235		4.7249	4.7241		4.7254	4.7245	
125	4.9213	4.9205	4.9207	4.9197		4.9213	4.9203		4.9218	4.9208		4.9224	4.9214	
130	5.1181	5.1171	5.1176	5.1166		5.1181	5.1171		5.1187	5.1177		5.1192	5.1182	
140	5.5118	5.5108	5.5113	5.5103	.0015L	5.5118	5.5108	.0010L	5.5124	5.5114	.0004L	5.5129	5.5119	.0001T
150	5.9055	5.9045	5.9050	5.9040	.0004T	5.9055	5.9045	.0010T	5.9061	5.9051	.0015T	5.9066	5.9056	.0021T
160	6.2992	6.2982	6.2987	6.2977		6.2992	6.2982		6.2998	6.2988		6.3003	6.2993	
170	6.6929	6.6919	6.6924	6.6914		6.6929	6.6919		6.6935	6.6925		6.6940	6.6930	
180	7.0866	7.0856	7.0861	7.0851		7.0866	7.0856		7.0872	7.0862		7.0877	7.0867	
190	7.4803	7.4791	7.4797	7.4786		7.4803	7.4792		7.4809	7.4798		7.4816	7.4805	
200	7.8740	7.8728	7.8734	7.8723	.0017L	7.8740	7.8729	.0011L	7.8746	7.8735	.0005L	7.8753	7.8742	.0002T
220	8.6614	8.6602	8.6608	8.6597	.0006T	8.6614	8.6603	.0012T	8.6620	8.6609	.0018T	8.6627	8.6616	.0025T
240	9.4488	9.4476	9.4482	9.4471		9.4488	9.4477		9.4494	9.4483		9.4501	9.4490	
250	9.8425	9.8413	9.8419	9.8408		9.8425	9.8414		9.8431	9.8420		9.8438	9.8427	
260	10.2362	10.2348	10.2356	10.2343		10.2362	10.2350		10.2369	10.2356		10.2376	10.2364	
280	11.0236	11.0222	11.0230	11.0217	.0019L	11.0236	11.0224	.0013L	11.0243	11.0230	.0006L	11.0250	11.0238	.0002T
300	11.8110	11.8096	11.8104	11.8091	.0007T	11.8110	11.8098	.0014T	11.8117	11.8104	.0023T	11.8124	11.8112	.0028T
315	12.4016	12.4000	12.4009	12.3996		12.4016	12.4003		12.4022	12.4009		12.4030	12.4017	
320	12.5984	12.5969	12.5977	12.5963		12.5984	12.5970		12.5991	12.5977		12.6000	12.5986	
340	13.3858	13.3843	13.3851	13.3837		13.3858	13.3844		13.3865	13.3851		13.3874	13.3860	
355	13.9764	13.9748	13.9757	13.9743	.0021L	13.9764	13.9750	.0014L	13.9771	13.9757	.0007L	13.9780	13.9765	.0002T
360	14.1732	14.1717	14.1725	14.1711	.0009T	14.1732	14.1718	.0016T	14.1739	14.1725	.0023T	14.1748	14.1734	.0031T
380	14.9606	14.9591	14.9599	14.9585		14.9606	14.9592		14.9613	14.9599		14.9622	14.9608	
400	15.7480	15.7465	15.7473	15.7459		15.7480	15.7466		15.7487	15.7473		15.7496	15.7482	
420	16.5354	16.5337	16.5346	16.5331		16.5354	16.5339		16.5362	16.5346		16.5372	16.5356	
440	17.3228	17.3211	17.3220	17.3205		17.3228	17.3213		17.3236	17.3220		17.3246	17.3230	
450	17.7165	17.7148	17.7157	17.7142	.0024L	17.7165	17.7150	.0016L	17.7173	17.7157	.0008L	17.7183	17.7167	.0002T
460	18.1102	18.1085	18.1094	18.1079	.0010T	18.1102	18.1087	.0018T	18.1110	18.1094	.0026T	18.1120	18.1104	.0035T
480	18.8976	18.8959	18.8969	18.8953		18.8976	18.8961		18.8984	18.8969		18.8994	18.8978	
500	19.6850	19.6833	19.6843	19.6827		19.6850	19.6835		19.6858	19.6843		19.6868	19.6852	
530	20.8661	20.8642	20.8653	20.8635		20.8661	20.8644		20.8670	20.8653		20.8679	20.8661	
560	22.0472	22.0453	22.0464	22.0446	.0026L	22.0472	22.0455	.0017L	22.0481	22.0464	.0009L	22.0490	22.0472	.0000
600	23.6220	23.6201	23.6212	23.6194	.0011T	23.6220	23.6203	.0020T	23.6229	23.6212	.0028T	23.6238	23.6220	.0037T
630	24.8031	24.8012	24.8023	24.8006		24.8031	24.8014		24.8040	24.8023		24.8049	24.8031	
670	26.3780	26.3750	26.3770	26.3750		26.3780	26.3760		26.3789	26.3770		26.3799	26.3780	
710	27.9528	27.9498	27.9518	27.9498	.0029L	27.9528	27.9508	.0020L	27.9537	27.9518	.0010L	27.9547	27.9528	.0000
750	29.5276	29.5246	29.5266	29.5246	.0020T	29.5276	29.5256	.0030T	29.5285	29.5266	.0039T	29.5295	29.5276	.0049T
800	31.4961	31.4931	31.4951	31.4931		31.4961	31.4941		31.4970	31.4951		31.4980	31.4961	
850	33.4646	33.4606	33.4635	33.4613		33.4646	33.4624		33.4657	33.4635		33.4668	33.4646	
900	35.4331	35.4291	35.4320	35.4298	.0032L	35.4331	35.4309	.0022L	35.4342	35.4320	.0011L	35.4353	35.4331	.0000
950	37.4016	37.3976	37.4006	37.3983	.0029T	37.4016	37.3994	.0039T	37.4027	37.4005	.0050T	37.4038	37.4016	.0061T
1000	39.3701	39.3661	39.3691	39.3669		39.3701	39.3679		39.3712	39.3690		39.3723	39.3701	
1060	41.7323	41.7274	41.7312	41.7286		41.7323	41.7297		41.7336	41.7310		41.7349	41.7323	
1120	44.0945	44.0896	44.0934	44.0908	.0037L	44.0945	44.0919	.0026L	44.0958	44.0932	.0013L	44.0971	44.0945	.0000
1180	46.4567	46.4518	46.4556	46.4530	.0038T	46.4567	46.4541	.0049T	46.4580	46.4554	.0062T	46.4593	46.4567	.0075T
1250	49.2126	49.2077	49.2115	49.2089		49.2126	49.2100		49.2139	49.2113		49.2152	49.2126	
1320	51.9685	51.9622	51.9673	51.9643		51.9685	51.9654		51.9700	51.9670		51.9716	51.9685	
1400	55.1181	55.1118	55.1169	55.1139	.0043L	55.1181	55.1150	.0031L	55.1196	55.1166	.0015L	55.1212	55.1181	.0000
1500	59.0551	59.0488	59.0539	59.0509	.0051T	59.0551	59.0520	.0063T	59.0567	59.0536	.0078T	59.0582	59.0551	.0094T
1600	62.9921	62.9858	62.9909	62.9879		62.9921	62.9891		62.9937	62.9906		62.9952	62.9921	

\* L for loose and T for tight

**Table XXVIII-B ISO Shaft Fits, Inch Values, m5 Through p6**

BEARING BORE			FIT CLASSES											
			m5			m6			n6			p6		
B			SHAFT O.D.		FIT*	SHAFT O.D.		FIT*	SHAFT O.D.		FIT*	SHAFT O.D.		FIT*
NOM.	MAX.	MIN.	MAX.	MIN.		MAX.	MIN.		MAX.	MIN.		MAX.	MIN.	
mm	In.	In.	In.	In.	In.	In.	In.	In.	In.	In.	In.	In.	In.	In.
80	3.1496	3.1488	3.1507	3.1501		3.1510	3.1501		3.1514	3.1505		3.1519	3.1511	
85	3.3465	3.3457	3.3476	3.3470		3.3478	3.3470		3.3482	3.3474		3.3488	3.3479	
90	3.5433	3.5425	3.5444	3.5438		3.5447	3.5438		3.5451	3.5442		3.5456	3.5448	
95	3.7402	3.7394	3.7413	3.7407	.0005T	3.7415	3.7407	.0005T	3.7419	3.7411	.0009T	3.7425	3.7416	.0015T
100	3.9370	3.9362	3.9381	3.9375	.0019T	3.9384	3.9375	.0022T	3.9388	3.9379	.0026T	3.9393	3.9385	.0031T
105	4.1339	4.1331	4.1350	4.1344		4.1352	4.1344		4.1356	4.1348		4.1362	4.1353	
110	4.3307	4.3299	4.3318	4.3312		4.3321	4.3312		4.3325	4.3316		4.3330	4.3322	
115	4.5276	4.5268	4.5287	4.5281		4.5289	4.5281		4.5293	4.5285		4.5299	4.5290	
120	4.7244	4.7236	4.7255	4.7249		4.7258	4.7249		4.7262	4.7253		4.7267	4.7259	
125	4.9213	4.9203	4.9226	4.9219		4.9228	4.9219		4.9233	4.9223		4.9239	4.9230	
130	5.1181	5.1171	5.1194	5.1187		5.1197	5.1187		5.1202	5.1192		5.1208	5.1198	
140	5.5118	5.5108	5.5131	5.5124	.0006T	5.5134	5.5124	.0006T	5.5139	5.5129	.0011T	5.5145	5.5135	.0017T
150	5.9055	5.9045	5.9068	5.9061	.0023T	5.9071	5.9061	.0026T	5.9076	5.9066	.0030T	5.9082	5.9072	.0037T
160	6.2992	6.2982	6.3005	6.3000		6.3008	6.2998		6.3013	6.3003		6.3019	6.3009	
170	6.6929	6.6919	6.6942	6.6935		6.6945	6.6935		6.6950	6.6940		6.6956	6.6946	
180	7.0866	7.0856	7.0879	7.0872		7.0882	7.0872		7.0887	7.0877		7.0893	7.0883	
190	7.4803	7.4791	7.4818	7.4810		7.4821	7.4810		7.4827	7.4815		7.4834	7.4823	
200	7.8740	7.8728	7.8755	7.8747	.0007T	7.8758	7.8747	.0007T	7.8764	7.8752	.0012T	7.8771	7.8760	.0020T
220	8.6614	8.6602	8.6629	8.6621	.0026T	8.6632	8.6621	.0030T	8.6638	8.6626	.0035T	8.6645	8.6634	.0043T
240	9.4488	9.4476	9.4503	9.4495		9.4506	9.4495		9.4512	9.4500		9.4519	9.4508	
250	9.8425	9.8413	9.8440	9.8432		9.8443	9.8432		9.8449	9.8437		9.8456	9.8445	
260	10.2362	10.2348	10.2379	10.2370		10.2383	10.2370		10.2388	10.2376		10.2397	10.2384	
280	11.0236	11.0222	11.0253	11.0244	.0008T	11.0257	11.0244	.0008T	11.0262	11.0250	.0013T	11.0271	11.0258	.0022T
300	11.8110	11.8096	11.8127	11.8118	.0031T	11.8131	11.8118	.0034T	11.8136	11.8124	.0040T	11.8145	11.8132	.0048T
315	12.4016	12.4000	12.4033	12.4024		12.4036	12.4024		12.4042	12.4029		12.4050	12.4038	
320	12.5984	12.5969	12.6002	12.5993		12.6007	12.5993		12.6013	12.5999		12.6023	12.6009	
340	13.3858	13.3843	13.3876	13.3867		13.3881	13.3867		13.3887	13.3873		13.3897	13.3883	
355	13.9764	13.9748	13.9782	13.9772	.0008T	13.9786	13.9772	.0008T	13.9793	13.9778	.0015T	13.9802	13.9788	.0024T
360	14.1732	14.1717	14.1750	14.1741	.0034T	14.1755	14.1741	.0038T	14.1761	14.1747	.0044T	14.1771	14.1757	.0054T
380	14.9606	14.9591	14.9624	14.9615		14.9629	14.9615		14.9635	14.9621		14.9645	14.9631	
400	15.7480	15.7465	15.7498	15.7489		15.7503	15.7489		15.7509	15.7495		15.7519	15.7505	
420	16.5354	16.5337	16.5374	16.5363		16.5379	16.5363		16.5386	16.5370		16.5397	16.5381	
440	17.3228	17.3211	17.3248	17.3237		17.3253	17.3237		17.3260	17.3244		17.3271	17.3255	
450	17.7165	17.7148	17.7185	17.7174	.0009T	17.7190	17.7174	.0009T	17.7197	17.7181	.0016T	17.7208	17.7192	.0027T
460	18.1102	18.1085	18.1122	18.1111	.0037T	18.1127	18.1111	.0043T	18.1134	18.1118	.0049T	18.1145	18.1129	.0060T
480	18.8976	18.8959	18.8996	18.8985		18.9001	18.8985		18.9008	18.8992		18.9019	18.9003	
500	19.6850	19.6833	19.6870	19.6859		19.6875	19.6859		19.6882	19.6866		19.6893	19.6877	
530	20.8661	20.8642	20.8684	20.8672		20.8689	20.8672		20.8696	20.8679		20.8709	20.8692	
560	22.0472	22.0453	22.0495	22.0483	.0010T	22.0500	22.0483	.0010T	22.0507	22.0490	.0017T	22.0520	22.0503	.0031T
600	23.6220	23.6201	23.6243	23.6231	.0043T	23.6248	23.6231	.0047T	23.6255	23.6238	.0054T	23.6269	23.6251	.0068T
630	24.8031	24.8012	24.8054	24.8042		24.8059	24.8042		24.8066	24.8049		24.8080	24.8062	
670	26.3780	26.3750	26.3806	26.3791		26.3811	26.3791		26.3819	26.3799		26.3834	26.3814	
710	27.9528	27.9498	27.9554	27.9539	.0012T	27.9559	27.9539	.0012T	27.9567	27.9547	.0020T	27.9582	27.9562	.0035T
750	29.5276	29.5246	29.5302	29.5287	.0056T	29.5307	29.5287	.0061T	29.5315	29.5295	.0069T	29.5330	29.5310	.0084T
800	31.4961	31.4931	31.4987	31.4972		31.4992	31.4972		31.5000	31.4980		31.5015	31.4995	
850	33.4646	33.4606	33.4675	33.4659		33.4681	33.4659		33.4690	33.4668		33.4707	33.4685	
900	35.4331	35.4291	35.4360	35.4344	.0013T	35.4366	35.4344	.0013T	35.4375	35.4353	.0022T	35.4392	35.4370	.0039T
950	37.4016	37.3976	37.4045	37.4029	.0069T	37.4051	37.4029	.0075T	37.4060	37.4038	.0083T	37.4077	37.4055	.0101T
1000	39.3701	39.3661	39.3730	39.3714		39.3736	39.3714		39.3745	39.3723		39.3762	39.3740	
1060	41.7323	41.7274	41.7357	41.7339		41.7365	41.7339		41.7375	41.7349		41.7396	41.7370	
1120	44.0945	44.0896	44.0979	44.0961	.0016T	44.0987	44.0961	.0016T	44.0997	44.0971	.0026T	44.1018	44.0992	.0047T
1180	46.4567	46.4518	46.4601	46.4583	.0083T	46.4609	46.4583	.0091T	46.4619	46.4593	.0101T	46.4640	46.4614	.0122T
1250	49.2126	49.2077	49.2160	49.2142		49.2168	49.2142		49.2178	49.2152		49.2199	49.2173	
1320	51.9685	51.9622	51.9726	51.9704		51.9735	51.9704		51.9746	51.9716		51.9771	51.9740	
1400	55.1181	55.1118	55.1222	55.1200	.0019T	55.1231	55.1200	.0019T	55.1243	55.1212	.0031T	55.1267	55.1236	.0055T
1500	59.0551	59.0488	59.0592	59.0570	.0104T	59.0601	59.0570	.0113T	59.0613	59.0582	.0124T	59.0637	59.0606	.0149T
1600	62.9921	62.9858	62.9962	62.9940		62.9971	62.9940		62.9983	62.9952		63.0007	62.9976	

\* L for loose and T for tight

# SHAFT FITS, INCH

Table XXVIII-C ISO Shaft Fits, Inch Values, r6 Through s7

BEARING BORE			FIT CLASSES											
			r6			r7			s6			s7		
B			SHAFT O.D.		FIT*	SHAFT O.D.		FIT*	SHAFT O.D.		FIT*	SHAFT O.D.		FIT*
NOM.	MAX.	MIN.	MAX.	MIN.	In.	MAX.	MIN.	In.	MAX.	MIN.	In.	MAX.	MIN.	In.
mm	In.	In.	In.	In.	In.	In.	In.	In.	In.	In.	In.	In.	In.	In.
80	3.1496	3.1488	3.1525	3.1516		3.1530	3.1516		3.1533	3.1524		3.1538	3.1524	
85	3.3465	3.3457	3.3493	3.3485	.0020T	3.3498	3.3485	.0020T	3.3501	3.3493	.0028T	3.3506	3.3493	.0028T
90	3.5433	3.5425	3.5462	3.5453	.0037T	3.5467	3.5453	.0042T	3.5470	3.5461	.0044T	3.5475	3.5461	.0050T
95	3.7402	3.7394	3.7430	3.7422		3.7435	3.7422		3.7438	3.7430		3.7443	3.7430	
100	3.9370	3.9362	3.9399	3.9390		3.9404	3.9390		3.9407	3.9398		3.9412	3.9398	
105	4.1339	4.1331	4.1369	4.1360		4.1374	4.1360		4.1378	4.1370		4.1383	4.1370	
110	4.3307	4.3299	4.3337	4.3328	.0021T	4.3342	4.3328	.0021T	4.3347	4.3338	.0031T	4.3352	4.3338	.0031T
115	4.5276	4.5268	4.5306	4.5297	.0038T	4.5311	4.5297	.0043T	4.5315	4.5307	.0048T	4.5320	4.5307	.0053T
120	4.7244	4.7236	4.7274	4.7265		4.7279	4.7265		4.7284	4.7275		4.7289	4.7275	
125	4.9213	4.9203	4.9247	4.9237	.0025T	4.9253	4.9237	.0025T	4.9259	4.9249	.0036T	4.9265	4.9249	.0036T
130	5.1181	5.1171	5.1216	5.1206	.0044T	5.1222	5.1206	.0050T	5.1227	5.1217	.0056T	5.1233	5.1217	.0062T
140	5.5118	5.5108	5.5153	5.5143		5.5159	5.5143		5.5164	5.5154		5.5170	5.5154	
150	5.9055	5.9045	5.9091	5.9081	.0026T	5.9096	5.9081	.0026T	5.9104	5.9094	.0039T	5.9110	5.9094	.0039T
160	6.2992	6.2982	6.3028	6.3018	.0045T	6.3033	6.3018	.0051T	6.3041	6.3031	.0059T	6.3047	6.3031	.0065T
170	6.6929	6.6919	6.6966	6.6956	.0027T	6.6972	6.6956	.0027T	6.6981	6.6972	.0043T	6.6987	6.6972	.0043T
180	7.0866	7.0856	7.0903	7.0893	.0046T	7.0909	7.0893	.0052T	7.0919	7.0909	.0062T	7.0924	7.0909	.0068T
190	7.4803	7.4791	7.4845	7.4833	.0030T	7.4852	7.4833	.0030T	7.4863	7.4851	.0048T	7.4869	7.4851	.0048T
200	7.8740	7.8728	7.8782	7.8770	.0054T	7.8789	7.8770	.0060T	7.8800	7.8788	.0071T	7.8806	7.8788	.0078T
220	8.6614	8.6602	8.6657	8.6646	**	8.6664	8.6646	**	8.6677	8.6665	**	8.6683	8.6665	**
240	9.4488	9.4476	9.4533	9.4521	.0033T	9.4539	9.4521	.0033T	9.4555	9.4543	.0055T	9.4561	9.4543	.0055T
250	9.8425	9.8413	9.8470	9.8458	.0056T	9.8476	9.8458	.0063T	9.8492	9.8480	.0078T	9.8498	9.8480	.0085T
260	10.2362	10.2348	10.2412	10.2399	.0037T	10.2420	10.2399	.0037T	10.2437	10.2424	.0062T	10.2445	10.2424	.0062T
280	11.0236	11.0222	11.0286	11.0273	.0063T	11.0294	11.0273	.0071T	11.0311	11.0298	.0089T	11.0319	11.0298	.0096T
300	11.8110	11.8096	11.8161	11.8149	.0039T	11.8169	11.8149	.0039T	11.8190	11.8177	.0067T	11.8198	11.8177	.0067T
315	12.4016	12.4000	12.4067	12.4054	.0065T	12.4075	12.4054	.0073T	12.4095	12.4083	.0093T	12.4103	12.4083	.0101T
320	12.5984	12.5969	12.6041	12.6027	.0043T	12.6049	12.6027	.0043T	12.6073	12.6059	.0075T	12.6081	12.6059	.0075T
340	13.3858	13.3843	13.3915	13.3901	.0072T	13.3923	13.3901	.0081T	13.3947	13.3933	.0105T	13.3956	13.3933	.0113T
355	13.9764	13.9748	13.9820	13.9806		13.9829	13.9806		13.9853	13.9839		13.9861	13.9839	
360	14.1732	14.1717	14.1791	14.1777	.0045T	14.1800	14.1777	.0045T	14.1828	14.1814	.0082T	14.1837	14.1814	.0082T
380	14.9606	14.9591	14.9665	14.9651	.0075T	14.9674	14.9651	.0083T	14.9702	14.9688	.0112T	14.9711	14.9688	.0120T
400	15.7480	15.7465	15.7539	15.7525		15.7548	15.7525		15.7576	15.7562		15.7585	15.7562	
420	16.5354	16.5337	16.5420	16.5404	.0050T	16.5429	16.5404	.0050T	16.5461	16.5446	.0091T	16.5470	16.5446	.0091T
440	17.3228	17.3211	17.3294	17.3278	.0083T	17.3303	17.3278	.0092T	17.3335	17.3320	.0125T	17.3344	17.3320	.0134T
450	17.7165	17.7148	17.7231	17.7215		17.7240	17.7215		17.7272	17.7257		17.7281	17.7257	
460	18.1102	18.1085	18.1170	18.1154	.0052T	18.1179	18.1154	.0052T	18.1217	18.1202	.0099T	18.1226	18.1202	.0099T
480	18.8976	18.8959	18.9044	18.9028	.0085T	18.9053	18.9028	.0094T	18.9091	18.9076	.0133T	18.9100	18.9076	.0142T
500	19.6850	19.6833	19.6918	19.6902		19.6927	19.6902		19.6965	19.6950		19.6974	19.6950	
530	20.8661	20.8642	20.8728	20.8712	.0059T	20.8748	20.8712	.0059T	20.8789	20.8772	.0110T	20.8799	20.8772	.0110T
560	22.0472	22.0453	22.0549	22.0531	.0096T	22.0559	22.0531	.0106T	22.0600	22.0583	.0147T	22.0610	22.0583	.0157T
600	23.6220	23.6201	23.6299	23.6281	.0061T	23.6309	23.6281	.0061T	23.6360	23.6343	.0122T	23.6370	23.6343	.0122T
630	24.8031	24.8012	24.8110	24.8093	.0098T	24.8120	24.8093	.0108T	24.8171	24.8154	.0159T	24.8181	24.8154	.0169T
670	26.3780	26.3750	26.3868	26.3848	.0069T	26.3880	26.3848	.0069T	26.3933	26.3913	.0134T	26.3945	26.3913	.0134T
710	27.9528	27.9498	27.9616	27.9596	.0118T	27.9628	27.9596	.0130T	27.9681	27.9661	.0183T	27.9693	27.9661	.0195T
750	29.5276	29.5246	29.5368	29.5348	.0073T	29.5380	29.5348	.0073T	29.5445	29.5425	.0150T	29.5457	29.5425	.0150T
800	31.4961	31.4931	31.5053	31.5033	.0122T	31.5065	31.5033	.0134T	31.5130	31.5110	.0199T	31.5142	31.5110	.0211T
850	33.4646	33.4606	33.4750	33.4728	.0083T	33.4764	33.4728	.0083T	33.4837	33.4815	.0169T	33.4850	33.4815	.0169T
900	35.4331	35.4291	35.4435	35.4413	.0144T	35.4449	35.4413	.0157T	35.4522	35.4500	.0231T	35.4535	35.4500	.0244T
950	37.4016	37.3976	37.4124	37.4102	.0087T	37.4138	37.4102	.0087T	37.4223	37.4201	.0185T	37.4236	37.4201	.0185T
1000	39.3701	39.3661	39.3809	39.3787	.0148T	39.3823	39.3787	.0161T	39.3908	39.3886	.0246T	39.3921	39.3886	.0260T
1060	41.7323	41.7274	41.7447	41.7421	.0098T	41.7463	41.7421	.0098T	41.7554	41.7528	.0205T	41.7569	41.7528	.0205T
1120	44.0945	44.0896	44.1069	44.1043	.0174T	44.1085	44.1043	.0189T	44.1176	44.1150	.0280T	44.1191	44.1150	.0295T
1180	46.4567	46.4518	46.4695	46.4669	.0102T	46.4711	46.4669	.0102T	46.4821	46.4795	.0228T	46.4837	46.4795	.0228T
1250	49.2126	49.2077	49.2254	49.2228	.0178T	49.2270	49.2228	.0193T	49.2380	49.2354	.0304T	49.2396	49.2354	.0319T
1320	51.9685	51.9622	51.9834	51.9803	.0118T	51.9852	51.9803	.0118T	51.9968	51.9937	.0252T	51.9986	51.9937	.0252T
1400	55.1181	55.1118	55.1330	55.1299	.0212T	55.1348	55.1299	.0230T	55.1464	55.1433	.0346T	55.1482	55.1433	.0364T
1500	59.0551	59.0488	59.0712	59.0681	.0130T	59.0730	59.0681	.0130T	59.0865	59.0835	.0283T	59.0884	59.0835	.0283T
1600	62.9921	62.9858	63.0082	63.0051	.0224T	63.0100	63.0051	.0242T	63.0235	63.0205	.0377T	63.0254	63.0205	.0396T

\* L for loose and T for tight

\*\* 220mm Fits: r6 - .0032T/.0055T; r7 - .0032T/.0062T; s6 - .0051T/.0075T; s7 - .0051T/.0081T.



Table XXIX ISO Housing Fits, Millimeter Values, F7 Through P7

BEARING O.D.		FIT CLASSES													
		F7		H7		M7		N7		P7					
D		HOUSING I.D.		FIT*	HOUSING I.D.		FIT*	HOUSING I.D.		FIT*	HOUSING I.D.		FIT*		
MAX.	MIN.	MIN.	MAX.		MIN.	MAX.		MIN.	MAX.		MIN.	MAX.		MIN.	MAX.
mm	mm	mm	mm	mm	mm	mm	mm	mm	mm	mm	mm	mm	mm	mm	mm
125	124.982	125.043	125.083		125.000	125.040		124.960	125.000		124.948	124.988		124.932	124.972
130	129.982	130.043	130.083	.101L	130.000	130.040	.058L	129.960	130.000	.018L	129.948	129.988	.006L	129.932	129.972
140	139.982	140.043	140.083	.043L	140.000	140.040	.000	139.960	140.000	.040T	139.948	139.988	.052T	139.932	139.972
150	149.982	150.043	150.083		150.000	150.040		149.960	150.000		149.948	149.988		149.932	149.972
160	159.975	160.043	160.083	.108L	160.000	160.040	.065L	159.960	160.000	.025L	159.948	159.988	.013L	159.932	159.972
170	169.975	170.043	170.083	.043L	170.000	170.040	.000	169.960	170.000	.040T	169.948	169.988	.052T	169.932	169.972
180	179.975	180.043	180.083		180.000	180.040		179.960	180.000		179.948	179.988		179.932	179.972
190	189.970	190.050	190.096		190.000	190.046		189.954	190.000		189.940	189.986		189.921	189.967
200	199.970	200.050	200.096	.126L	200.000	200.046	.076L	199.954	200.000	.030L	199.940	199.986	.016L	199.921	199.967
220	219.970	220.050	220.096	.050L	220.000	220.046	.000	219.954	220.000	.046T	219.940	219.986	.060T	219.921	219.967
240	239.970	240.050	240.096		240.000	240.046		239.954	240.000		239.940	239.986		239.921	239.967
250	249.970	250.050	250.096		250.000	250.046		249.954	250.000		249.940	249.986		249.921	249.967
260	259.965	260.056	260.108		260.000	260.052		259.948	260.000		259.934	259.986		259.912	259.964
280	279.965	280.056	280.108	.143L	280.000	280.052	.087L	279.948	280.000	.035L	279.934	279.986	.021L	279.912	279.964
300	299.965	300.056	300.108	.056L	300.000	300.052	.000	299.948	300.000	.052T	299.934	299.986	.066T	299.912	299.964
315	314.965	315.056	315.108		315.000	315.052		314.948	315.000		314.934	314.986		314.912	314.964
320	319.960	320.062	320.119		320.000	320.057		319.943	320.000		319.927	319.984		319.902	319.959
340	339.960	340.062	340.119		340.000	340.057		339.943	340.000		339.927	339.984		339.902	339.959
355	354.960	355.062	355.119	.159L	355.000	355.057	.097L	354.943	355.000	.040L	354.927	354.984	.024L	354.902	354.959
360	359.960	360.062	360.119	.062L	360.000	360.057	.000	359.943	360.000	.057T	359.927	359.984	.073T	359.902	359.959
380	379.960	380.062	380.119		380.000	380.057		379.943	380.000		379.927	379.984		379.902	379.959
400	399.960	400.062	400.119		400.000	400.057		399.943	400.000		399.927	399.984		399.902	399.959
420	419.955	420.068	420.131		420.000	420.063		419.937	420.000		419.920	419.983		419.892	419.955
440	439.955	440.068	440.131		440.000	440.063		439.937	440.000		439.920	439.983		439.892	439.955
450	449.955	450.068	450.131	.176L	450.000	450.063	.108L	449.937	450.000	.045L	449.920	449.983	.028L	449.892	449.955
460	459.955	460.068	460.131	.068L	460.000	460.063	.000	459.937	460.000	.063T	459.920	459.983	.080T	459.892	459.955
480	479.955	480.068	480.131		480.000	480.063		479.937	480.000		479.920	479.983		479.892	479.955
500	499.955	500.068	500.131		500.000	500.063		499.937	500.000		499.920	499.983		499.892	499.955
530	529.950	530.076	530.146		530.000	530.070		529.904	530.000		529.886	529.956		529.852	529.922
560	559.950	560.076	560.146	.196L	560.000	560.070	.120L	559.904	560.000	.024L	559.886	559.956	.006L	559.852	559.922
600	599.950	600.076	600.146	.076L	600.000	600.070	.000	599.904	600.000	.096T	599.886	599.956	.114T	599.852	599.922
630	629.950	630.076	630.146		630.000	630.070		629.904	630.000		629.886	629.956		629.852	629.922
670	669.925	670.080	670.160		670.000	670.080		669.890	670.000		669.870	669.950		669.832	669.912
710	709.925	710.080	710.160	.235L	710.000	710.080	.155L	709.890	710.000	.045L	709.870	709.950	.025L	709.832	709.912
750	749.925	750.080	750.160	.080L	750.000	750.080	.000	749.890	750.000	.110T	749.870	749.950	.130T	749.832	749.912
800	799.925	800.080	800.160		800.000	800.080		799.890	800.000		799.870	799.950		799.832	799.912
850	849.900	850.086	850.176		850.000	850.090		849.876	849.966		849.854	849.944		849.810	849.900
900	899.900	900.086	900.176	.276L	900.000	900.090	.190L	899.876	899.966	.066L	899.854	899.944	.044L	899.810	899.900
950	949.900	950.086	950.176	.086L	950.000	950.090	.000	949.876	949.966	.124T	949.854	949.944	.146T	949.810	949.900
1000	999.900	1000.086	1000.176		1000.000	1000.090		999.876	999.966		999.854	999.944		999.810	999.900
1060	1059.875	1060.098	1060.203		1060.000	1060.105		1059.855	1059.960		1059.829	1059.934		1059.775	1059.880
1120	1119.875	1120.098	1120.203	.328L	1120.000	1120.105	.230L	1119.855	1119.960	.085L	1119.829	1119.934	.059L	1119.775	1119.880
1180	1179.875	1180.098	1180.203	.098L	1180.000	1180.105	.000	1179.855	1179.960	.145T	1179.829	1179.934	.171T	1179.775	1179.880
1250	1249.875	1250.098	1250.203		1250.000	1250.105		1249.855	1249.960		1249.829	1249.934		1249.775	1249.880
1320	1319.840	1320.110	1320.235		1320.000	1320.125		1319.827	1319.952		1319.797	1319.922		1319.735	1319.860
1400	1399.840	1400.110	1400.235	.395L	1400.000	1400.125	.285L	1399.827	1399.952	.112L	1399.797	1399.922	.082L	1399.735	1399.860
1500	1499.840	1500.110	1500.235	.110L	1500.000	1500.125	.000	1499.827	1499.952	.173T	1499.797	1499.922	.203T	1499.735	1499.860
1600	1599.840	1600.110	1600.235		1600.000	1600.125		1599.827	1599.952		1599.797	1599.922		1599.735	1599.860
1700	1699.800	1700.120	1700.270		1700.000	1700.150		1699.792	1699.942		1699.758	1699.908		1699.680	1699.830
1800	1799.800	1800.120	1800.270	.470L	1800.000	1800.150	.350L	1799.792	1799.942	.142L	1799.758	1799.908	.108L	1799.680	1799.830
1900	1899.800	1900.120	1900.270	.120L	1900.000	1900.150	.000	1899.792	1899.942	.208T	1899.758	1899.908	.242T	1899.680	1899.830
2000	1999.800	2000.120	2000.270		2000.000	2000.150		1999.792	2000.000		1999.758	1999.908		1999.680	1999.830

\* L for loose and T for tight

# HOUSING FITS, INCH

Table XXX ISO Housing Fits, Inch Values, F7 Through P7

BEARING O.D.			FIT CLASSES														
			F7			H7			M7			N7			P7		
D			HOUSING I.D.		FIT*	HOUSING I.D.		FIT*	HOUSING I.D.		FIT*	HOUSING I.D.		FIT*	HOUSING I.D.		FIT*
NOM.	MAX.	MIN.	MIN.	MAX.	In.	MIN.	MAX.	In.	MIN.	MAX.	In.	MIN.	MAX.	In.	MIN.	MAX.	In.
mm	In.	In.	In.	In.	In.	In.	In.	In.	In.	In.	In.	In.	In.	In.	In.	In.	In.
125	4.9213	4.9206	4.9230	4.9245		4.9213	4.9228		4.9197	4.9213		4.9192	4.9208		4.9186	4.9202	
130	5.1181	5.1174	5.1198	5.1214	.0040L	5.1181	5.1197	.0023L	5.1165	5.1181	.0007L	5.1161	5.1176	.0002L	5.1154	5.1170	.0004T
140	5.5118	5.5111	5.5135	5.5151	.0017L	5.5118	5.5134	.0000	5.5102	5.5118	.0016T	5.5098	5.5113	.0020T	5.5091	5.5107	.0027T
150	5.9055	5.9048	5.9072	5.9088		5.9055	5.9071		5.9039	5.9055		5.9035	5.9050		5.9028	5.9044	
160	6.2992	6.2982	6.3009	6.3025	.0043L	6.2992	6.3008	.0026L	6.2976	6.2992	.0100L	6.2972	6.2987	.0005L	6.2965	6.2981	.0001T
170	6.6929	6.6919	6.6946	6.6962	.0017L	6.6929	6.6945	.0000	6.6913	6.6929	.0016T	6.6909	6.6924	.0020T	6.6902	6.6918	.0027T
180	7.0866	7.0856	7.0883	7.0899		7.0866	7.0882		7.0850	7.0866		7.0846	7.0861		7.0839	7.0855	
190	7.4803	7.4791	7.4823	7.4841		7.4803	7.4821		7.4785	7.4803		7.4780	7.4798		7.4772	7.4790	
200	7.8740	7.8728	7.8760	7.8778	.0050L	7.8740	7.8758	.0030L	7.8722	7.8740	.0012L	7.8717	7.8735	.0006L	7.8709	7.8727	.0001T
220	8.6614	8.6602	8.6634	8.6652	.0020L	8.6614	8.6632	.0000	8.6596	8.6614	.0018T	8.6591	8.6609	.0024T	8.6583	8.6601	.0031T
240	9.4488	9.4476	9.4508	9.4526		9.4488	9.4506		9.4470	9.4488		9.4465	9.4483		9.4457	9.4475	
250	9.8425	9.8413	9.8445	9.8463		9.8425	9.8443		9.8407	9.8425		9.8402	9.8420		9.8394	9.8412	
260	10.2362	10.2348	10.2384	10.2405		10.2362	10.2383		10.2342	10.2362		10.2336	10.2357		10.2328	10.2348	
280	11.0236	11.0222	11.0258	11.0279	.0056L	11.0236	11.0257	.0034L	11.0216	11.0236	.0014L	11.0210	11.0231	.0008L	11.0202	11.0222	.0000
300	11.8110	11.8096	11.8132	11.8153	.0022L	11.8110	11.8131	.0000	11.8090	11.8110	.0020T	11.8084	11.8105	.0026T	11.8076	11.8096	.0035T
315	12.4016	12.4002	12.4038	12.4058		12.4016	12.4036		12.3995	12.4016		12.3990	12.4010		12.3981	12.4002	
320	12.5984	12.5969	12.6009	12.6031		12.5984	12.6007		12.5962	12.5984		12.5956	12.5978		12.5946	12.5968	
340	13.3858	13.3843	13.3883	13.3905		13.3858	13.3881		13.3836	13.3858		13.3830	13.3852		13.3820	13.3842	
355	13.9764	13.9748	13.9788	13.9811	.0063L	13.9764	13.9786	.0038L	13.9741	13.9764	.0016L	13.9735	13.9757	.0009L	13.9725	13.9748	.0000
360	14.1732	14.1717	14.1757	14.1779	.0024L	14.1732	14.1755	.0000	14.1710	14.1732	.0022T	14.1704	14.1726	.0029T	14.1694	14.1716	.0039T
380	14.9606	14.9591	14.9631	14.9653		14.9606	14.9629		14.9584	14.9606		14.9578	14.9600		14.9568	14.9590	
400	15.7480	15.7465	15.7505	15.7527		15.7480	15.7503		15.7458	15.7480		15.7452	15.7474		15.7442	15.7464	
420	16.5354	16.5337	16.5381	16.5406		16.5354	16.5379		16.5330	16.5354		16.5323	16.5348		16.5312	16.5337	
440	17.3228	17.3211	17.3255	17.3280		17.3228	17.3253		17.3204	17.3228		17.3197	17.3222		17.3186	17.3211	
450	17.7165	17.7148	17.7192	17.7217	.0069L	17.7165	17.7190	.0043L	17.7141	17.7165	.0018L	17.7134	17.7159	.0011L	17.7123	17.7148	.0000
460	18.1102	18.1085	18.1129	18.1154	.0027L	18.1102	18.1127	.0000	18.1078	18.1102	.0025T	18.1071	18.1096	.0031T	18.1060	18.1085	.0043T
480	18.8976	18.8959	18.9003	18.9028		18.8976	18.9001		18.8952	18.8976		18.8945	18.8970		18.8934	18.8959	
500	19.6850	19.6833	19.6877	19.6902		19.6850	19.6875		19.6826	19.6850		19.6819	19.6844		19.6808	19.6833	
530	20.8661	20.8642	20.8691	20.8719		20.8661	20.8689		20.8624	20.8651		20.8617	20.8644		20.8603	20.8631	
560	22.0472	22.0453	22.0502	22.0530	.0077L	22.0472	22.0500	.0047L	22.0435	22.0462	.0009L	22.0428	22.0455	.0002L	22.0414	22.0442	.0011T
600	23.6220	23.6201	23.6250	23.6278	.0030L	23.6220	23.6248	.0000	23.6183	23.6210	.0038T	23.6176	23.6203	.0045T	23.6162	23.6190	.0058T
630	24.8031	24.8012	24.8061	24.8089		24.8031	24.8059		24.7994	24.8021		24.7987	24.8014		24.7973	24.8001	
670	26.3780	26.3750	26.3811	26.3843		26.3780	26.3811		26.3736	26.3768		26.3728	26.3760		26.3713	26.3745	
710	27.9528	27.9498	27.9559	27.9591	.0093L	27.9528	27.9559	.0061L	27.9484	27.9516	.0018L	27.9476	27.9508	.0010L	27.9461	27.9493	.0005T
750	29.5276	29.5246	29.5307	29.5339	.0031L	29.5276	29.5307	.0000	29.5232	29.5264	.0043T	29.5224	29.5256	.0051T	29.5209	29.5241	.0066T
800	31.4961	31.4931	31.4992	31.5024		31.4961	31.4992		31.4917	31.4949		31.4909	31.4941		31.4894	31.4926	
850	33.4646	33.4606	33.4680	33.4715		33.4646	33.4681		33.4597	33.4632		33.4588	33.4624		33.4571	33.4606	
900	35.4331	35.4291	35.4365	35.4400	.0109L	35.4331	35.4366	.0075L	35.4282	35.4317	.0026L	35.4273	35.4309	.0017L	35.4256	35.4291	.0000
950	37.4016	37.3976	37.4050	37.4085	.0034L	37.4016	37.4051	.0000	37.3967	37.4002	.0049T	37.3958	37.3994	.0057T	37.3941	37.3976	.0075T
1000	39.3701	39.3661	39.3735	39.3770		39.3701	39.3736		39.3652	39.3687		39.3643	39.3679		39.3626	39.3661	
1060	41.7323	41.7274	41.7361	41.7403		41.7323	41.7364		41.7266	41.7307		41.7256	41.7297		41.7234	41.7276	
1120	44.0945	44.0896	44.0983	44.1025	.0129L	44.0945	44.0986	.0091L	44.0888	44.0929	.0033L	44.0878	44.0919	.0023L	44.0856	44.0898	.0002L
1180	46.4567	46.4518	46.4606	46.4647	.0039L	46.4567	46.4608	.0000	46.4510	46.4551	.0057T	46.4500	46.4541	.0067T	46.4478	46.4520	.0089T
1250	49.2126	49.2077	49.2165	49.2206		49.2126	49.2167		49.2069	49.2110		49.2059	49.2100		49.2037	49.2079	
1320	51.9685	51.9622	51.9728	51.9778		51.9685	51.9734		51.9617	51.9666		51.9605	51.9654		51.9581	51.9630	
1400	55.1181	55.1118	55.1224	55.1274	.0156L	55.1181	55.1230	.0112L	55.1113	55.1162	.0044L	55.1101	55.1150	.0032L	55.1077	55.1126	.0008L
1500	59.0551	59.0488	59.0594	59.0644	.0043L	59.0551	59.0600	.0000	59.0483	59.0532	.0068T	59.0471	59.0520	.0080T	59.0447	59.0496	.0104T
1600	62.9921	62.9858	62.9965	63.0014		62.9921	62.9970		62.9853	62.9902		62.9841	62.9891		62.9817	62.9866	
1700	66.9291	66.9213	66.9339	66.9398		66.9291	66.9350		66.9209	66.9269		66.9196	66.9255		66.9165	66.9224	
1800	70.8661	70.8583	70.8709	70.8768	.0185L	70.8661	70.8720	.0138L	70.8580	70.8639	.0056L	70.8566	70.8625	.0043L	70.8535	70.8594	.0012L
1900	74.8031	74.7953	74.8079	74.8138	.0047L	74.8031	74.8091	.0000	74.7950	74.8009	.0082T	74.7936	74.7995	.0095T	74.7906	74.7965	.0126T
2000	78.7402	78.7323	78.7449	78.7508		78.7402	78.7461		78.7320	78.7379		78.7306	78.7365		78.7276	78.7335	

\* L for loose and T for tight



**Table XXXI Cylindrical Roller Thrust, Inch  
Deviation of Shaft Diameters from Nominal**

BEARING BORE B		BORE TOLERANCE NORMAL		SHAFT O.D. DEVIATION		RESULTANT FIT	
OVER	INCL.	MIN.	MAX.	MIN.	MAX.	MIN.	MAX.
In./mm	In./mm	In./mm	In./mm	In./mm	In./mm	In./mm	In./mm
0.0000	3.0000	-.0010	0	-.0010	-.0020	.0000	.0020L
0.0000	76.200	-.025	0	-.025	-.051	0	.051 L
3.0000	8.0000	-.0015	0	-.0015	-.0025	.0000	.0025L
76.2000	203.200	-.038	0	-.038	-.076	0	.076 L
8.0000	13.0000	-.0018	0	-.0018	-.0033	.0000	.0033L
203.200	330.200	.046	0	.046	-.084	0	.084 L
13.0000	18.0000	-.0020	0	-.0020	-.0040	.0000	.0040L
330.200	457.200	-.051	0	-.051	-.102	0	.102 L
18.0000	24.0000	-.0025	0	-.0025	-.0045	.0000	.0045L
457.200	609.600	-.063	0	-.063	-.114	0	.114 L
24.0000	30.0000	-.0030	0	-.0030	-.0050	.0000	.0050L
609.6000	762.000	-.076	0	-.076	-.127	0	.127 L

**Table XXXII Cylindrical Roller Thrust, Inch  
Deviation of Housing Diameters from Nominal**

BEARING BORE D		O.D. TOLERANCE NORMAL		HOUSING I.D. DEVIATION		RESULTANT FIT	
OVER	INCL.	MIN.	MAX.	MIN.	MAX.	MIN.	MAX.
In./mm	In./mm	In./mm	In./mm	In./mm	In./mm	In./mm	In./mm
6.0000	11.0000	0	+.0015	+.0015	+.0030	.0000	.0030 L
152.400	279.400	0	+.038	+.038	+.076	0	.076 L
11.0000	19.0000	0	+.0020	+.0020	+.0040	.0000	.0040 L
279.400	482.600	0	+.051	+.051	+.102	0	.102 L
19.0000	26.0000	0	+.0025	+.0025	+.0055	.0000	.0055 L
482.600	660.400	0	+.063	+.063	+.140	0	.140 L
26.0000	38.0000	0	+.0030	+.0030	+.0070	.0000	.0070 L
660.400	965.200	0	+.076	+.076	+.178	0	.178 L
38.0000	50.0000	0	+.0040	+.0040	+.0080	.0000	.0080 L
965.200	1270.000	0	+.102	+.102	+.203	0	.203 L
50.0000	62.0000	0	+.0050	+.0050	+.0100	.0000	.0100 L
1270.000	1574.800	0	+.127	+.127	+.254	0	.254 L

## CONVERSION FACTORS

### CONVERSIONS - BEARING RELATED

#### Bearing Capacity

To convert from	to	Multiply by	To convert from	to	Multiply by
Newtons (N)	Pounds (force)	0.22481	Pounds (force)	Newtons (N)	4.4482
kiloNewtons (kN)	Newtons (N)	1000.0	Newtons (N)	kiloNewtons (kN)	.001
kiloNewtons (kN)	Pounds (force)	224.81	Pounds (force)	kiloNewtons (kN)	.0044482
*C1million	**C90million	.2593	C90million	C1million	3.8572

\* 1 million revolutions is often expressed as 33.333 RPM for 500 Hours.

\*\* 90 million revolutions is often expressed as 500 RPM for 3000 Hours.

### CONVERSIONS - GENERAL

#### Length

To convert from	to	Multiply by	To convert from	to	Multiply by
Milimeters	Inches	.03937	Inches	Milimeters	25.4
Centimeters	Inches	.3937	Inches	Centimeters	2.54
Meters	Inches	39.3701	Inches	Meters	.0254
Meters	Feet	3.2808	Feet	Meters	.3048
Meters	Yards	1.0937	Yards	Meters	.9144
Kilometers	Miles	.6214	Miles	Kilometers	1.6093
Kilometers	Nautical Miles	.53996	Nautical Miles	Kilometers	1.852
Miles	Nautical Miles	.86898	Nautical Miles	Miles	1.15078

#### Velocity

To convert from	to	Multiply by	To convert from	to	Multiply by
Meters/second	Feet/Second	3.2808	Feet/second	Meters/Second	.3048
Meters/Second	Feet/Minute	196.850	Feet/Minute	Meters/Second	.00508
Kilometers/Hour	Miles/Hour	.6214	Miles/Hour	Kilometers/Hour	1.6093
Kilometers/Hour	Knots	.53996	Knots	Kilometers/Hour	1.852
Kilometers/Hour	Meters/Second	.2778	Meters/Second	Kilometers/Hour	3.600
Miles/Hour	Feet/Second	1.4667	Feet/Second	Miles/Hour	.6818

#### Area

To convert from	to	Multiply by	To convert from	to	Multiply by
Sq. Centimeters	Sq. Inches	.155	Sq. Inches	Sq. Centimeters	6.4516
Sq. Centimeters	Sq. Feet	.00108	Sq. Feet	Sq. Centimeters	929.030
Sq. Meters	Sq. Feet	10.764	Sq. Feet	Sq. Meters	.0929
Sq. Meters	Sq. Yards	1.196	Sq. Yards	Sq. Meters	.8361
Sq. Kilometers	Sq. Miles	.3861	Sq. Miles	Sq. Kilometers	2.58999

## CONVERSIONS - GENERAL

### Volume

To convert from	to	Multiply by	To convert from	to	Multiply by
Cubic Centimeters	Cubic Inches	0.06102	Cubic Inches	Cubic Centimeters	16.3871
Liters	Pints	2.1134	Pints	Liters	0.4732
Liters	Quarts	1.0567	Quarts	Liters	0.9464
Liters	Gallons	.2642	Gallons	Liters	3.7854
Liters	Cubic Inches	61.024	Cubic Inches	Liters	.01639
Liters	Cubic Feet	.03531	Cubic Feet	Liters	28.3168
Liters	Cubic Meters	.0010	Cubic Meters	Liters	1000.0
Liters	Milliliters	1000.0	Milliliters	Liters	.0010
Cubic Meters	Pints	2113.3764	Pints	Cubic Meters	.000473
Cubic Meters	Quarts	1056.6882	Quarts	Cubic Meters	.0009464
Cubic Meters	Gallons	264.1721	Gallons	Cubic Meters	.003785
Cubic Meters	Cubic Inches	61,023.7	Cubic Inches	Cubic Meters	.0000164
Cubic Meters	Cubic Feet	35.3147	Cubic Feet	Cubic Meters	.02832
Cubic Meters	Cubic Yards	1.30795	Cubic Yards	Cubic Meters	.76455
Gallons	Cubic Inches	231.0	Cubic Inches	Gallons	.00433
Gallons	Cubic Feet	.1337	Cubic Feet	Gallons	7.48052
Quarts	Cubic Inches	57.75	Cubic Inches	Quarts	.01732
Quarts	Cubic Feet	.03342	Cubic Feet	Quarts	29.92208

### Mass

To convert from	to	Multiply by	To convert from	to	Multiply by
Grams	Ounces	.035274	Ounces	Grams	28.34949
Grams	Pounds	.002205	Pounds	Grams	453.59
Grams	Kilograms	.0010	Kilograms	Grams	1000.0
Kilograms	Pounds	2.2046	Pounds	Kilograms	.4536
Kilograms	Ounces	35.274	ounces	Kilograms	.02835
Tons, Metric	Tons	1.1023	Tons	Tons, Metric	.9072
Tons, Metric	Kilograms	1000.0	Kilograms	Tons, Metric	.0010

### Force

To convert from	to	Multiply by	To convert from	to	Multiply by
Dynes	Newtons	.00001	Newtons	Dynes	100,000
Newtons	Kilograms-Force	.1020	Kilograms-Force	Newtons	9.8066
Newtons	Pounds-Force	.2248	Pounds-Force	Newtons	4.4482

## Bearing Design Type Designations

Design Designation	Bearing Type	Design Designation	Bearing Type
222_CA	Spherical Roller Bearing	CDA	Cylindrical Roller Bearing
223_CA	Spherical Roller Bearing	CDD	Cylindrical Roller Bearing
230_CA	Spherical Roller Bearing	CE	Cylindrical Roller Bearing
231_CA	Spherical Roller Bearing	CEX	Cylindrical Roller Bearing
232_CA	Spherical Roller Bearing	CF	Cylindrical Roller Bearing
238_CA	Spherical Roller Bearing	CJ	Cylindrical Roller Bearing
239_CA	Spherical Roller Bearing	CK	Cylindrical Roller Bearing
240_CA	Spherical Roller Bearing	CM	Cylindrical Roller Bearing
241_CA	Spherical Roller Bearing	CMZ	Cylindrical Roller Bearing
2TDIW	Tapered Roller Bearing	CN	Cylindrical Roller Bearing
A	Cylindrical Roller Bearing	CPP	Cylindrical Roller Bearing
AB	Angular Ball Thrust Brg.	CRK	Cylindrical Roller Bearing
ABD	Angular Ball Thrust Brg.	CZ	Cylindrical Roller Bearing
AC	Cylindrical Roller Bearing	DGB	Deep Groove Ball Bearing
AD	Cylindrical Roller Bearing	ECS	Cylindrical Roller Bearing
ADA	Cylindrical Roller Bearing	HCS	Cylindrical Roller Bearing
ADD	Cylindrical Roller Bearing	N	Cylindrical Roller Bearing
AD-D	Cylindrical Roller Bearing	NCF	Cylindrical Roller Bearing
AD-DK	Cylindrical Roller Bearing	NF	Cylindrical Roller Bearing
ADF	Cylindrical Roller Bearing	NJ	Cylindrical Roller Bearing
ADL	Cylindrical Roller Bearing	NJG	Cylindrical Roller Bearing
ADP	Cylindrical Roller Bearing	NN	Cylindrical Roller Bearing
AD-SM	Cylindrical Roller Bearing	NNC	Cylindrical Roller Bearing
AE	Cylindrical Roller Bearing	NNCF	Cylindrical Roller Bearing
AE	Cylindrical Roller Bearing	NNCL	Cylindrical Roller Bearing
AEX	Cylindrical Roller Bearing	NNU	Cylindrical Roller Bearing
A-F	Cylindrical Roller Bearing	NP	Cylindrical Roller Bearing
A-H	Cylindrical Roller Bearing	NU	Cylindrical Roller Bearing
AKK	Cylindrical Roller Bearing	NUP	Cylindrical Roller Bearing
AKK-F	Cylindrical Roller Bearing	SCS	Cylindrical Roller Bearing
AM	Cylindrical Roller Bearing	T	Tapered Roller Thrust Brg.
AMZ	Cylindrical Roller Bearing	TDI	Tapered Roller Bearing
AN	Cylindrical Roller Bearing	TDIE	Tapered Roller Bearing
APP	Cylindrical Roller Bearing	TDIW	Tapered Roller Bearing
ARK	Cylindrical Roller Bearing	TDO	Tapered Roller Bearing
ASD-H	Cylindrical Roller Bearing	TDP	Cylindrical Roller Thrust Brg.
AS-H	Cylindrical Roller Bearing	T-F	Cylindrical Roller Thrust Brg.
ASW-H	Cylindrical Roller Bearing	TP	Cylindrical Roller Thrust Brg.
ASW-H	Cylindrical Roller Bearing	TPC	Cylindrical Roller Thrust Brg.
AT-H	Cylindrical Roller Bearing	TPS	Cylindrical Roller Thrust Brg.
ATM-H	Cylindrical Roller Bearing	TQITS	Tapered Roller Bearing
ATP	Cylindrical Roller Bearing	TQO	Tapered Roller Bearing
ATS-H	Cylindrical Roller Bearing	TQOK	Tapered Roller Bearing
ATW-H	Cylindrical Roller Bearing	TQOKS	Tapered Roller Bearing
ATX-H	Cylindrical Roller Bearing	TQOS	Tapered Roller Bearing
ATXW-H	Cylindrical Roller Bearing	TQOSE	Tapered Roller Bearing
AVFT	Tapered Roller Thrust Brg.	TQUS	Tapered Roller Bearing
AW-H	Cylindrical Roller Bearing	TS	Tapered Roller Bearing
AZ	Cylindrical Roller Bearing	TTP	Cylindrical Roller Thrust Brg.
BAC	Angular Contact Bearing	VFT	Tapered Roller Thrust Brg.
BAC-D	Angular Contact Bearing	VFTV	Tapered Roller Thrust Brg.
BT	Ball Thrust Bearing	VFTX	Tapered Roller Thrust Brg.
CC	Cylindrical Roller Bearing	VVFT	Tapered Roller Thrust Brg.
CD	Cylindrical Roller Bearing	WTPC	Cylindrical Roller Thrust Brg.

Bearing Number	Pg.	Bearing Number	Pg.	Bearing Number	Pg.	Bearing Number	Pg.	Bearing Number	Pg.	Bearing Number	Pg.
100A791	118	101TD0632CD	191	105CM175	118	110CE183	118	115AM791	118	120ADA791	120
100A797	118	101TS632	180	105CM789	118	110CE789	118	115BT510	230	120ADD791	120
100AC791	118	102TDI636	198	105CM796	118	110CE796	118	115CC183	118	120AE791	120
100AC797	118	102TDI652	198	105DGB471	18	110CM175	118	115CC789	118	120AM791	120
100AD791	118	102TD0534CD	192	105TD0623CD	192	110CM183	118	115CC796	118	120BT511	230
100AD797	118	102TD0603CD	191	105TD0682CD	192	110CM789	118	115CD183	118	120BT512	230
100ADA791	118	102TD0613CD	191	105TQ0752	204	110CM796	118	115CD789	118	120CC193	120
100ADA797	118	102TD0623CD	191	105TS604	181	110DGB480	18	115CD796	118	120CC780	118
100ADD791	118	102TD0642CD	191	105TS623	181	110TDI619	199	115CDA183	118	120CC789	120
100ADD797	118	102TD0652CD	191	105TS682	181	110TD0574CD	192	115CDA789	118	120CC796	120
100AE791	118	102TS534	181	1062TDIW702	204	110TD0593CD	192	115CDA796	118	120CD193	120
100AE797	118	102TS603	181	106TDI702	198	110TD0692CD	192	115CDD183	118	120CD780	118
100AM791	118	102TS613	181	106TD0702CD	192	110TD0702CD	192	115CDD789	118	120CD789	120
100AM797	118	102TS623	180	106TQITS702	212	110TQ0596	204	115CDD796	118	120CD796	120
100BT433	230	102TS642	180	106TQ0702	204	110TQ0705	204	115CE183	118	120CDA193	120
100BT437	230	102TS652	180	106TS702	181	110TQ0715	204	115CE789	118	120CDA780	118
100CC789	118	102TS702	180	107TD0672CD	192	110TS574	181	115CE796	118	120CDA789	120
100CC796	118	1052TDIW752	204	107TS672	181	110TS593	181	115CM183	118	120CDA796	120
100CD789	118	105A791	118	1102TDIW596	204	110TS692	181	115CM789	118	120CDD193	120
100CD796	118	105AC791	118	1102TDIW705	204	110TS702	181	115CM796	118	120CDD780	118
100CDA789	118	105AD791	118	1102TDIW715	204	1122TDIW752	204	115DGB510	18	120CDD789	120
100CDA796	118	105ADA791	118	110A187	118	112TD0578CD	192	115DGB511	18	120CDD796	120
100CDD789	118	105ADD791	118	110A791	118	112TD0603	192	115TDI529	199	120CE193	120
100CDD796	118	105AE791	118	110AC187	118	112TD0613	192	115TD0525	193	120CE780	118
100CE789	118	105AM791	118	110AC791	118	112TQ0752	204	115TD0564CD	192	120CE789	120
100CE796	118	105BT470	230	110AD187	118	112TS603	181	115TD0623CD	192	120CE796	120
100CM789	118	105BT471	230	110AD791	118	112TS613	181	115TD0637CD	192	120CM193	120
100CM796	118	105CC141	118	110ADA187	118	112TS752	181	115TS525	181	120CM780	118
100DGB440	18	105CC174	118	110ADA791	118	1132TDIW713	204	115TS564	181	120CM789	120
100TDI575	198	105CC175	118	110ADD187	118	113TDI713	199	115TS565	181	120CM796	120
100TDI586	198	105CC789	118	110ADD791	118	113TD0713CD	192	115TS623	181	120DGB519	18
100TDI712	198	105CC796	118	110AE187	118	113TQ0713	204	117TD0672CD	193	120DGB520	18
100TD0485	191	105CD141	118	110AE791	118	113TS713	181	117TS672	181	120TDI606	199
100TD0513	191	105CD174	118	110AM187	118	114TQITS713	212	117TS692	181	120TDI682	199
100TD0515CD	191	105CD175	118	110AM791	118	115A152	118	1182TDIW713	204	120TDI685	199
100TD0573CD	191	105CD789	118	110BT472	230	115A187	118	118TDI713	199	120TDI735	199
100TD0603CD	191	105CD796	118	110BT473	230	115A791	118	118TDIE684A	203	120TDIE547L	203
100TD0613CD	191	105CDA141	118	110CC175	118	115AC152	118	118TDIE684C	203	120TDIE617A	203
100TD0622CD	191	105CDA174	118	110CC183	118	115AC187	118	118TD0615CD	193	120TDIE617E	203
100TD0642CD	191	105CDA175	118	110CC789	118	115AC791	118	118TD0713CD	193	120TD0545CD	193
100TD0702CD	191	105CDA789	118	110CC796	118	115AD152	118	118TQ0713	204	120TD0613	193
100TD0712CD	191	105CDA796	118	110CD175	118	115AD187	118	118TQ0S7012	211	120TD0623CD	193
100TS454	180	105CDD141	118	110CD183	118	115AD791	118	118TS615	181	120TD0682CD	193
100TS485	180	105CDD174	118	110CD789	118	115ADA152	118	118TS713	182	120TD0693CD	193
100TS513	180	105CDD175	118	110CD796	118	115ADA187	118	1202TDIW606	204	120TQITS713	212
100TS515	180	105CDD789	118	110CDA175	118	115ADA791	118	1202TDIW613	204	120TQ0606	204
100TS573	180	105CDD796	118	110CDA183	118	115ADD152	118	1202TDIW623	204	120TQ0613	204
100TS593	180	105CE141	118	110CDA789	118	115ADD187	118	1202TDIW705A	204	120TQ0623	204
100TS603	180	105CE174	118	110CDA796	118	115ADD791	118	1202TDIW735	204	120TQ0705A	204
100TS622	180	105CE175	118	110CDD175	118	115AE152	118	1202TDIW745	204	120TQ0735	204
100TS632	180	105CE789	118	110CDD183	118	115AE187	118	120A791	120	120TQ0745	204
100TS642	180	105CE796	118	110CDD789	118	115AE791	118	120AB700	231	120TS545	182
100TS702	179	105CM141	118	110CDD796	118	115AM152	118	120AC791	120	120TS613	182
100TS712	179	105CM174	118	110CE175	118	115AM187	118	120AD791	120	120TS614	182

Bearing Number	Pg.	Bearing Number	Pg.	Bearing Number	Pg.	Bearing Number	Pg.	Bearing Number	Pg.	Bearing Number	Pg.
120TS623	182	125TQ0752	204	130TDI683	199	135CM918	120	140CC780	120	145AE193	122
120TS682	182	125TS515	182	130TDI745	199	135DGB580	18	140CC789	122	145AE791	122
120TS693	182	125TS535	182	130TDO623ACD	193	135DGB581	18	140CC796	122	145AM193	122
122TDO553	193	125TS692	182	130TDO672CD	193	135TDI645	199	140CC920	120	145AM791	122
123TS634	182	125TS712	182	130TDO683CD	193	135TD0643	193	140CD780	120	145CC780	122
1252TDIW713	204	125TS713	182	130TQ0683	204	135TQ0753	205	140CD789	122	145CC789	122
1252TDIW752	204	126A191	120	130TQ0745	204	135TQ0754	205	140CD796	122	145CC796	122
125A610	120	126AC191	120	130TQ0754	205	135TQ0755	205	140CD920	120	145CC920	122
125A791	120	126AD191	120	130TS623A	182	135TQ0S7610	211	140CDA780	120	145CD780	122
125AC610	120	126ADA191	120	130TS672	183	135TQ0SE7510	211	140CDA789	122	145CD789	122
125AC791	120	126ADD191	120	130TS672B	183	135TS643	183	140CDA796	122	145CD796	122
125AD610	120	126AE191	120	130TS682	183	1362TDIW713	205	140CDA920	120	145CD920	122
125AD791	120	126AM191	120	130TS683	183	1362TDIW725	205	140CDD780	120	145CDA780	122
125ADA610	120	126VFTV922	255	130TS702	183	1362TDIW743	205	140CDD789	122	145CDA789	122
125ADA791	120	126VFTX922	255	1312TDIW703	205	136TDI713	199	140CDD796	122	145CDA796	122
125ADD610	120	127TQITS713	212	131TDI703	199	136TDO713CD	193	140CDD920	120	145CDA920	122
125ADD791	120	128TS535	182	131TDO703CD	193	136TDO722CD	193	140CE780	120	145CDD780	122
125AE610	120	1302TDIW683	204	131TQ0703	205	136TQ0713	205	140CE789	122	145CDD789	122
125AE791	120	1302TDIW745	204	131TS703	183	136TQ0725	205	140CE796	122	145CDD796	122
125AM610	120	1302TDIW754	205	133TQITS725	212	136TQ0743	205	140CE920	120	145CDD920	122
125AM791	120	130A791	120	1352TDIW753	205	136TS712	183	140CM780	120	145CE780	122
125BT550	230	130AC791	120	1352TDIW754	205	136TS713	183	140CM789	122	145CE789	122
125CC172	120	130AD791	120	1352TDIW755	205	136TS722	183	140CM796	122	145CE796	122
125CC780	120	130ADA791	120	135A791	120	136TS742	183	140CM920	120	145CE920	122
125CC789	120	130ADD791	120	135AC791	120	137TDO683CD	193	140DGB588	19	145CM780	122
125CC796	120	130AE791	120	135AD791	120	137TDO703CD	193	140DGB589	19	145CM789	122
125CD172	120	130AM791	120	135ADA791	120	137TS703	183	140TDI712	199	145CM796	122
125CD780	120	130BT551	230	135ADD791	120	138TQITS713	212	140TDI733	199	145CM920	122
125CD789	120	130CC193	120	135AE791	120	1402TDIW732	205	140TDI735	199	145DGB610	19
125CD796	120	130CC784	120	135AM791	120	1402TDIW733	205	140TDO712CD	193	145DGB611	19
125CDA172	120	130CC789	120	135BT580	230	1402TDIW735	205	140TDO713CD	193	145TDI605	199
125CDA780	120	130CC796	120	135CC780	120	1402TDIW784	205	140TDO732CD	193	145TDI704	199
125CDA789	120	130CD193	120	135CC789	120	140A205	122	140TQ0732	205	145TD0613CD	194
125CDA796	120	130CD784	120	135CC796	120	140A791	122	140TQ0733	205	145TD0704CD	194
125CDD172	120	130CD789	120	135CC918	120	140A921	122	140TQ0735	205	145TQ0704	205
125CDD780	120	130CD796	120	135CD780	120	140AC205	122	140TQ0784	205	145TS595	183
125CDD789	120	130CDA193	120	135CD789	120	140AC791	122	140TS536	183	145TS605	183
125CDD796	120	130CDA784	120	135CD796	120	140AC921	122	140TS692	183	145TS613	183
125CE172	120	130CDA789	120	135CD918	120	140AD205	122	140TS712	183	145TS704	183
125CE780	120	130CDA796	120	135CDA780	120	140AD791	122	140TS713	183	146AB660	231
125CE789	120	130CDD193	120	135CDA789	120	140AD921	122	140TS722	183	146TDO743CD	194
125CE796	120	130CDD784	120	135CDA796	120	140ADA205	122	140TS732	183	146TQITS704	212
125CM172	120	130CDD789	120	135CDA918	120	140ADA791	122	141TQITS733	212	146TS743	183
125CM780	120	130CDD796	120	135CDD780	120	140ADA921	122	1452TDIW704	205	1472TDIW755	205
125CM789	120	130CE193	120	135CDD789	120	140ADD205	122	145A193	122	147TDI755	199
125CM796	120	130CE784	120	135CDD796	120	140ADD791	122	145A791	122	147TQ0755	205
125DGB550	18	130CE789	120	135CDD918	120	140ADD921	122	145AC193	122	147TS713	183
125DGB551	18	130CE796	120	135CE780	120	140AE205	122	145AC791	122	148TQITS707	212
125TDI713	199	130CM193	120	135CE789	120	140AE791	122	145AD193	122	148VFTV926	255
125TDO515	193	130CM784	120	135CE796	120	140AE921	122	145AD791	122	148VFTX926	255
125TDO712CD	193	130CM789	120	135CE918	120	140AM205	122	145ADA193	122	150A791	122
125TDO713CD	193	130CM796	120	135CM780	120	140AM791	122	145ADA791	122	150AB701	231
125TQITS752	212	130DGB553	18	135CM789	120	140AM921	122	145ADD193	122	150AC791	122
125TQ0713	204	130DGB554	18	135CM796	120	140BT581	230	145ADD791	122	150AD791	122

Bearing Number	Pg.	Bearing Number	Pg.	Bearing Number	Pg.	Bearing Number	Pg.	Bearing Number	Pg.	Bearing Number	Pg.
150ADA791	122	155AC791	122	160AC791	124	160TD0722CD	194	165CDD780	124	170CD789	124
150ADD791	122	155AD791	122	160AD225	122	160TD0742CD	194	165CDD789	124	170CD796	124
150AE791	122	155ADA791	122	160AD791	124	160TD0753CD	194	165CDD796	124	170CDA225	124
150AM791	122	155ADD791	122	160ADA225	122	160TQ0694	206	165CDD923	124	170CDA233	124
150BT610	230	155AE791	122	160ADA791	124	160TQ0727	206	165CE780	124	170CDA780	124
150CC214	122	155AM791	122	160ADD225	122	160TQ0743	206	165CE789	124	170CDA789	124
150CC784	122	155CC780	122	160ADD791	124	160TQ0745	206	165CE796	124	170CDA796	124
150CC789	122	155CC789	122	160AE225	122	160TQ0754	206	165CE923	124	170CDD225	124
150CC796	122	155CC796	122	160AE791	124	160TS537	185	165CM780	124	170CDD233	124
150CD214	122	155CC920	122	160AM225	122	160TS603	185	165CM789	124	170CDD780	124
150CD784	122	155CD780	122	160AM791	124	160TS642	184	165CM796	124	170CDD789	124
150CD789	122	155CD789	122	160BT640	230	160TS663	185	165CM923	124	170CDD796	124
150CD796	122	155CD796	122	160CC234	124	160TS673	185	165DGB660	19	170CE225	124
150CDA214	122	155CD920	122	160CC780	122	160TS673A	185	165TDI577	200	170CE233	124
150CDA784	122	155CDA780	122	160CC789	124	160TS694	185	165TD0577	195	170CE780	124
150CDA789	122	155CDA789	122	160CC796	124	160TS703	185	165TQITS704	212	170CE789	124
150CDA796	122	155CDA796	122	160CC922	122	160TS722	184	167AB702	231	170CE796	124
150CDD214	122	155CDA920	122	160CD234	124	160TS742	184	167TD0625	195	170CM225	124
150CDD784	122	155CDD780	122	160CD780	122	160TS743	184	167TS625	185	170CM233	124
150CDD789	122	155CDD789	122	160CD789	124	160TS753	184	169TD0713CD	195	170CM780	124
150CDD796	122	155CDD796	122	160CD796	124	1612TDIW753	206	169TS713	185	170CM789	124
150CE214	122	155CDD920	122	160CD922	122	161TD0673	195	1702TDIW713	206	170CM796	124
150CE784	122	155CE780	122	160CDA234	124	161TD0713	195	1702TDIW756	206	170DGB661	19
150CE789	122	155CE789	122	160CDA780	122	161TD0753CD	195	1702TDIW762	206	170TDI686	200
150CE796	122	155CE796	122	160CDA789	124	161TQ0753	206	170A222	124	170TDI756	200
150CM214	122	155CE920	122	160CDA796	124	161TQOS7513	211	170A230	124	170TDI762	200
150CM784	122	155CM780	122	160CDA922	122	161TS673	185	170A791	124	170TD0637	195
150CM789	122	155CM789	122	160CDD234	124	161TS713	185	170AB500	231	170TD0643	195
150CM796	122	155CM796	122	160CDD780	122	161VFTV930	255	170AC222	124	170TD0723CD	195
150DGB613	19	155CM920	122	160CDD789	124	161VFTX930	255	170AC230	124	170TD0752	195
150DGB614	19	155DGB615	19	160CDD796	124	1632TDIW704	206	170AC791	124	170TD0762CD	195
150TD0654CD	194	155DGB640	19	160CDD922	122	163TDI704	200	170AD222	124	170TQ0713	206
150TD0704CD	194	155TDI723	199	160CE234	124	163TD0704CD	195	170AD230	124	170TQ0756	206
150TD0752CD	194	155TD0702CD	194	160CE780	122	163TQ0704	206	170AD791	124	170TQ0762	206
150TS654	184	155TD0723CD	194	160CE789	124	163TS704	185	170ADA222	124	170TS637	185
150TS704	184	155TQ0725	206	160CE796	124	165A791	124	170ADA230	124	170TS643	185
150TS752	184	155TS702	184	160CE922	122	165AC791	124	170ADA791	124	170TS643A	185
1512TDIW694	205	155TS723	184	160CM234	124	165AD791	124	170ADD222	124	170TS723	185
1512TDIW753	205	156TD0712CD	194	160CM780	122	165ADA791	124	170ADD230	124	170TS751	185
151TDI694	199	156TD0733CD	194	160CM789	124	165ADD791	124	170ADD791	124	170TS752	185
151TD0694CD	194	156TS712	184	160CM796	124	165AE791	124	170AE222	124	170TS762	185
151TD0753CD	194	156TS733	184	160CM922	122	165AM791	124	170AE230	124	172VFTV934	255
151TQ0694	205	157TDIE617B	203	160DGB647	19	165CC780	124	170AE791	124	173TD0673	195
151TQ0753	205	157TDIE619A	203	160DGB648	19	165CC789	124	170AM222	124	173TS673	185
151TQOS7015	211	157TDIE619B	203	160TDI607	199	165CC796	124	170AM230	124	175A791	124
151TS644	184	157TDIE619H	203	160TDI694	199	165CC923	124	170AM791	124	175AC791	124
151TS694	184	1602TDIW694	206	160TDI727	199	165CD780	124	170CC225	124	175AD791	124
151TS753	184	1602TDIW727	206	160TDI745	199	165CD789	124	170CC233	124	175ADA791	124
152TD0713CD	194	1602TDIW743	206	160TD0537	195	165CD796	124	170CC780	124	175ADD791	124
152TS713	184	1602TDIW745	206	160TD0603	195	165CD923	124	170CC789	124	175AE791	124
153TQITS694	212	1602TDIW754	206	160TD0663	195	165CDA780	124	170CC796	124	175AM791	124
153TQUS7613	211	160A225	122	160TD0673	195	165CDA789	124	170CD225	124	175CC212	124
1552TDIW725	206	160A791	124	160TD0694	195	165CDA796	124	170CD233	124	175CC250	124
155A791	122	160AC225	122	160TD0703	194	165CDA923	124	170CD780	124		



Bearing Number	Pg.	Bearing Number	Pg.	Bearing Number	Pg.	Bearing Number	Pg.	Bearing Number	Pg.	Bearing Number	Pg.
175CC780	124	180A236	126	180TDI608	200	1882TDIW7019	206	190TQ0765	206	196TD0763CD	196
175CC789	124	180A760	126	180TDI693	200	188TDI705	200	190TQ0783	206	196TS763	187
175CC796	124	180A791	126	180TDI763	200	188TD0705CD	196	190TQ0SE7913	211	1972TDIW705	207
175CC924	124	180AB605	231	180TDI765	200	188TQ07019	206	190TS763	186	197A287	128
175CD212	124	180AC227	126	180TD0634	196	188TS705	186	190TS782	186	197AC287	128
175CD250	124	180AC236	126	180TD0693	195	1902TDIW7516	207	190TS783	186	197AD287	128
175CD780	124	180AC760	126	180TD0743CD	195	1902TDIW765	206	190VFTX940	255	197ADA287	128
175CD789	124	180AC791	126	180TD0763CD	195	1902TDIW783	206	1922TDIW743	207	197ADD287	128
175CD796	124	180AD227	126	180TQ0765	206	190A791	126	1922TDIW763	207	197AE287	128
175CD924	124	180AD236	126	180TQ0774	206	190AC791	126	1922TDIW773	207	197AM287	128
175CDA212	124	180AD760	126	180TS634	186	190AD791	126	192AB607	231	197TD0705CD	196
175CDA250	124	180AD791	126	180TS693	186	190ADA791	126	192TDI773	200	197TQ0705	207
175CDA780	124	180ADA227	126	180TS743	186	190ADD791	126	192TD0743ACD	196	197TS705	187
175CDA789	124	180ADA236	126	180TS753	186	190AE791	126	192TD0743CD	196	2002TDIW6718	207
175CDA796	124	180ADA760	126	180TS763	186	190AM791	126	192TD0773CD	196	2002TDIW737	207
175CDA924	124	180ADA791	126	185A600	126	190CC232	126	192TQITS705	213	200A243	128
175CDD212	124	180ADD227	126	185A791	126	190CC243	126	192TQ0743	207	200A253	128
175CDD250	124	180ADD236	126	185AC600	126	190CC780	126	192TQ0763	207	200A787	128
175CDD780	124	180ADD760	126	185AC791	126	190CC789	126	192TQ0773	207	200AB850	231
175CDD789	124	180ADD791	126	185AD600	126	190CC796	126	192TQUS7714	211	200ABD722	233
175CDD796	124	180AE227	126	185AD791	126	190CD232	126	192TS743	186	200AC243	128
175CDD924	124	180AE236	126	185ADA600	126	190CD243	126	192TS743A	186	200AC253	128
175CE212	124	180AE760	126	185ADA791	126	190CD780	126	192TS763B	186	200AC787	128
175CE250	124	180AE791	126	185ADD600	126	190CD789	126	192TS773	186	200AD243	128
175CE780	124	180AM227	126	185ADD791	126	190CD796	126	195A787	126	200AD253	128
175CE789	124	180AM236	126	185AE600	126	190CDA232	126	195A796	128	200AD787	128
175CE796	124	180AM760	126	185AE791	126	190CDA243	126	195AB470	231	200ADA243	128
175CE924	124	180AM791	126	185AM600	126	190CDA780	126	195AC787	126	200ADA253	128
175CM212	124	180CC233	126	185AM791	126	190CDA789	126	195AD787	126	200ADA787	128
175CM250	124	180CC789	126	185CC225	126	190CDA796	126	195ADA787	126	200ADD243	128
175CM780	124	180CC796	126	185CC780	126	190CDD232	126	195ADD787	126	200ADD253	128
175CM789	124	180CC925	126	185CC789	126	190CDD243	126	195AE787	126	200ADD787	128
175CM796	124	180CD233	126	185CC796	126	190CDD780	126	195AM787	126	200AE243	128
175CM924	124	180CD789	126	185CD225	126	190CDD789	126	195CC780	126	200AE253	128
175DGB680	19	180CD796	126	185CD780	126	190CDD796	126	195CC786	126	200AE787	128
175TD0704CD	195	180CD925	126	185CD789	126	190CE232	126	195CC796	128	200AM243	128
175TS704	185	180CDA233	126	185CD796	126	190CE243	126	195CD780	126	200AM253	128
1762TDIW704	206	180CDA789	126	185CDA225	126	190CE780	126	195CD786	126	200AM787	128
176TDI704	200	180CDA796	126	185CDA780	126	190CE789	126	195CD796	128	200CC780	128
176TD0673	195	180CDA925	126	185CDA789	126	190CE796	126	195CDA780	126	200CC786	128
176TD0704CD	195	180CDD233	126	185CDA796	126	190CM232	126	195CDA786	126	200CC796	128
176TQ0704	206	180CDD789	126	185CDD225	126	190CM243	126	195CDA796	128	200CC928	128
176TS704	185	180CDD796	126	185CDD780	126	190CM780	126	195CDD780	126	200CD780	128
176TS791	185	180CDD925	126	185CDD789	126	190CM789	126	195CDD786	126	200CD786	128
1772TDIW763	206	180CE233	126	185CDD796	126	190CM796	126	195CDD796	128	200CD796	128
177TQ0763	206	180CE789	126	185CE225	126	190DGB696	19	195CE780	126	200CD928	128
177TS753	186	180CE796	126	185CE780	126	190TDI705	200	195CE786	126	200CDA780	128
178TQITS704	212	180CE925	126	185CE789	126	190TDI747	200	195CE796	128	200CDA786	128
179TDI6116	200	180CM233	126	185CE796	126	190TDI783	200	195CM780	126	200CDA796	128
179TD0605	195	180CM789	126	185CM225	126	190TDIE667H	203	195CM786	126	200CDA928	128
179TS605	186	180CM796	126	185CM780	126	190TD0763CD	196	195CM796	128	200CDD780	128
1802TDIW765	206	180CM925	126	185CM789	126	190TD0783CD	196	195DGB710	19	200CDD786	128
1802TDIW774	206	180DGB687	19	185CM796	126	190TQ0SE7813	211	195VFTV938	255	200CDD796	128
180A227	126	180TDI5314	200	185DGB695	19	190TQ07516	207	195VFTX938	255	200CDD928	128



Bearing Number	Pg.	Bearing Number	Pg.	Bearing Number	Pg.	Bearing Number	Pg.	Bearing Number	Pg.	Bearing Number	Pg.
200CE780	128	205CM293	128	215A263	128	220AC296	130	2252TDIW706	207	23064 CA	217
200CE786	128	205CM780	128	215A791	128	220AC791	130	225A284	130	23068 CA	217
200CE796	128	205CM789	128	215AC263	128	220AD284	130	225A791	130	23072 CA	217
200CE928	128	205DGB725	19	215AC791	128	220AD296	130	225AC284	130	23076CA	218
200CM780	128	205TD0713CD	196	215AD263	128	220AD791	130	225AC791	130	23080 CA	218
200CM786	128	205TQ0737	207	215AD791	128	220ADA284	130	225AD284	130	23084 CA	218
200CM796	128	205TS713	187	215ADA263	128	220ADA296	130	225AD791	130	23088 CA	219
200CM928	128	206VFTX942	255	215ADA791	128	220ADA791	130	225ADA284	130	23092 CA	219
200DGB717	19	206VFTX942	255	215ADD263	128	220ADD284	130	225ADA791	130	23096 CA	219
200TDI737	200	208TQITS7010	213	215ADD791	128	220ADD296	130	225ADD284	130	230A300	130
200TDIE6411A	203	210A274	128	215AE263	128	220ADD791	130	225ADD791	130	230A791	130
200TDIE707A	203	210A791	128	215AE791	128	220AE284	130	225AE284	130	230AC300	130
200TD0615CD	196	210AC274	128	215AM263	128	220AE296	130	225AE791	130	230AC791	130
200TD0693CD	196	210AC791	128	215AM791	128	220AE791	130	225AM284	130	230AD300	130
200TQITS737	213	210AD274	128	215CC252	128	220AM284	130	225AM791	130	230AD791	130
200TQ06718	207	210AD791	128	215CC789	128	220AM296	130	225CC789	130	230ADA300	130
200TQ0737	207	210ADA274	128	215CC928	128	220AM791	130	225CC931	130	230ADA791	130
200TQ0S7814	211	210ADA791	128	215CC929	128	220CC346	130	225CD789	130	230ADD300	130
200TS615	187	210ADD274	128	215CD252	128	220CC789	130	225CD931	130	230ADD791	130
200TS693	187	210ADD791	128	215CD789	128	220CD346	130	225CDA789	130	230AE300	130
201AB615	231	210AE274	128	215CD928	128	220CD789	130	225CDA931	130	230AE791	130
2022TDIW768	207	210AE791	128	215CD929	128	220CDA346	130	225CDD789	130	230AM300	130
202AB620	231	210AM274	128	215CDA252	128	220CDA789	130	225CDD931	130	230AM791	130
202ABD723	233	210AM791	128	215CDA789	128	220CDD346	130	225CE789	130	230CC680	130
202TDI768	201	210CC780	128	215CDA928	128	220CDD789	130	225CE931	130	230CC789	130
202TD0703CD	196	210CC789	128	215CDA929	128	220CE346	130	225CM789	130	230CC932	130
202TQ0768	207	210CC929	128	215CDD252	128	220CE789	130	225CM931	130	230CD680	130
202TS703	187	210CD780	128	215CDD789	128	220CM346	130	225TDI706	201	230CD789	130
2042TDIW7010	207	210CD789	128	215CDD928	128	220CM789	130	225TD0706CD	197	230CD932	130
204TDI7010	201	210CD929	128	215CDD929	128	220TDI625	201	225TQ0706	207	230CDA680	130
204TQ07010	207	210CDA780	128	215CE252	128	220TDI6418	201	225TS706	187	230CDA789	130
2052TDIW737	207	210CDA789	128	215CE789	128	220TDI748	201	227AB302	231	230CDA932	130
205A791	128	210CDA929	128	215CE928	128	220TDI753	201	228TQITS706	213	230CDD680	130
205AC791	128	210CDD780	128	215CE929	128	220TDI764	201	228VFTV950	255	230CDD789	130
205AD791	128	210CDD789	128	215CM252	128	220TDI778	201	228VFTX950	255	230CDD932	130
205ADA791	128	210CDD929	128	215CM789	128	220TD0625CD	197	230/1000 CA	223	230CE680	130
205ADD791	128	210CE780	128	215CM928	128	220TD0753CD	197	230/1060 CA	223	230CE789	130
205AE791	128	210CE789	128	215CM929	128	220TD0763CD	197	230/500 CA	219	230CE932	130
205AM791	128	210CE929	128	215TD0743CD	196	220TD0764CD	197	230/530 CA	220	230CM680	130
205CC293	128	210CM780	128	215TQITS705	213	220TQ0753	207	230/560 CA	220	230CM789	130
205CC780	128	210CM789	128	215TS743	187	220TQ07616	207	230/600 CA	220	230CM932	130
205CC789	128	210CM929	128	216TD0793CD	197	220TQ07617	207	230/630 CA	221	230TDI655	201
205CD293	128	210DGB726	19	216TD0803CD	197	220TS625	187	230/670 CA	221	230TDI769	201
205CD780	128	210TDI683	201	216TS793	187	220TS753	187	230/710 CA	221	230TDI777	201
205CD789	128	210TD0683CD	196	216TS803	187	220TS763	187	230/750 CA	221	230TD0655CD	197
205CDA293	128	210TS683	187	218VFTV946	255	220TS764	187	230/800 CA	222	230TQ07618	208
205CDA780	128	210TS842	187	218VFTX946	255	220TS772	187	230/850 CA	222	230TQ0774	208
205CDA789	128	210VFTX944	255	2202TDIW753	207	22256CA	216	230/900 CA	223	230TQ0803	208
205CDD293	128	2112TDIW7022	207	2202TDIW7616	207	22260 CA	216	230/950 CA	223	230TQS07618	211
205CDD780	128	211TDI705	201	2202TDIW7617	207	22264 CA	217	2302TDIW7618	208	230TS655	187
205CDD789	128	211TD0705CD	196	220A284	130	22268 CA	217	2302TDIW774	208	230TS822	187
205CE293	128	211TQ07022	207	220A296	130	22272 CA	217	2302TDIW803	208	231/1000 CA	223
205CE780	128	211TS705	187	220A791	130	22356CA	216	23056CA	216	231/500 CA	219
205CE789	128	212TS852	187	220AC284	130	22380 CA	218	23060 CA	216	231/530 CA	220

Bearing Number	Pg.	Bearing Number	Pg.	Bearing Number	Pg.	Bearing Number	Pg.	Bearing Number	Pg.	Bearing Number	Pg.
231/560 CA	220	235CDD789	130	23988 CA	219	240ADD791	130	241/560 CA	220	250ADA791	132
231/600 CA	221	235CDD932	130	23992 CA	219	240AE318	130	241/600 CA	221	250ADD304	132
231/630 CA	221	235CE789	130	23996 CA	219	240AE327	130	241/630 CA	221	250ADD791	132
231/670 CA	221	235CE932	130	239TD0763CD	197	240AE791	130	241/670 CA	221	250AE304	132
231/710 CA	221	235CM789	130	239TD0773CD	197	240AM318	130	241/710 CA	221	250AE791	132
231/750 CA	222	235CM932	130	239TS763	188	240AM327	130	241/750 CA	222	250AM304	132
231/800 CA	222	235TDI6211	201	239TS773	188	240AM791	130	241/800 CA	222	250AM791	132
231/850 CA	222	2372TDIW7011	208	239TS803	188	240CC225	126	241/850 CA	222	250CC789	132
23156CA	216	237TD0753CD	197	240/1000 CA	223	240CC300	130	241/900 CA	223	250CD789	132
23160 CA	216	237TQ07011	208	240/1060 CA	223	240CC305	130	24156CA	216	250CDA789	132
23164CA	217	237TS753	187	240/1120CA	223	240CC313	130	24160 CA	216	250CDD789	132
23168 CA	217	237TS773	187	240/1180CA	223	240CC789	130	24164 CA	217	250CE789	132
23172 CA	217	238/1000 CA	223	240/1250CA	223	240CD225	126	24168 CA	217	250CM789	132
23176 CA	218	238/1060 CA	223	240/500 CA	219	240CD300	130	24172CA	217	250DGB354	19
23180 CA	218	238/1180CA	223	240/530 CA	220	240CD305	130	24176 CA	218	250TDI7012	201
23184 CA	218	238/500 CA	219	240/560 CA	220	240CD313	130	24180 CA	218	250TD0687	197
23188 CA	219	238/630 CA	221	240/600 CA	220	240CD789	130	24184 CA	219	250TQ07025	208
23192 CA	219	238/670 CA	221	240/630 CA	221	240CDA225	126	24188 CA	219	250TS687	188
23196 CA	219	238/750 CA	221	240/670 CA	221	240CDA300	130	24192 CA	219	252AB505	232
232/530 CA	220	238/850 CA	222	240/710 CA	221	240CDA305	130	24196 CA	219	252VFTV958	255
232/560 CA	220	23856CA	216	240/750 CA	221	240CDA313	130	245A325	132	252VFTX958	255
232/600 CA	221	23860 CA	216	240/800 CA	222	240CDA789	130	245A791	132	253TQTS754	213
232/630 CA	221	23864 CA	217	240/850 CA	222	240CDD225	126	245AB612	232	2542TDIW754	208
232/670 CA	221	23868 CA	217	240/900 CA	223	240CDD300	130	245AB716	231	254TDI7510	201
232/750 CA	222	23872 CA	217	240/950 CA	223	240CDD305	130	245ABD725	233	254TQ0754	208
23256CA	216	23896 CA	219	2402TDIW7026	208	240CDD313	130	245AC325	132	2552TDIW7112	208
23260 CA	217	238AB304	231	2402TDIW758	208	240CDD789	130	245AC791	132	255A791	132
23264 CA	217	238TQTS7011	213	2402TDIW773	208	240CE225	126	245AD325	132	255AC791	132
23268 CA	217	239/1000 CA	223	24056CA	216	240CE300	130	245AD791	132	255AD791	132
23272 CA	217	239/1060 CA	223	24060 CA	216	240CE305	130	245ADA325	132	255ADA791	132
23276 CA	218	239/1120CA	223	24064 CA	217	240CE313	130	245ADA791	132	255ADD791	132
23280 CA	218	239/1180CA	223	24068 CA	217	240CE789	130	245ADD325	132	255AE791	132
23284 CA	219	239/1250CA	223	24072 CA	217	240CM225	126	245ADD791	132	255AM791	132
23288 CA	219	239/1320CA	223	24076 CA	218	240CM300	130	245AE325	132	255CC789	132
23292 CA	219	239/500 CA	219	24080 CA	218	240CM305	130	245AE791	132	255CD789	132
23296 CA	219	239/530 CA	220	24084CA	218	240CM313	130	245AM325	132	255CDA789	132
233AB303	231	239/560 CA	220	24088 CA	219	240CM789	130	245AM791	132	255CDD789	132
2342TDIW7024	208	239/600 CA	220	24092 CA	219	240TDI7112	201	245CC789	132	255CE789	132
234TDI7011	201	239/630 CA	221	24096 CA	219	240TDI758	201	245CD789	132	255CM789	132
234TQ07024	208	239/670 CA	221	240A318	130	240TDI773	201	245CDA789	132	255TDI6310	201
235A791	130	239/710 CA	221	240A327	130	240TD0753CD	197	245CDD789	132	255TDI7112	201
235ABD724	233	239/750 CA	221	240A791	130	240TD0773CD	197	245CE789	132	255TQ07112	208
235AC791	130	239/800 CA	222	240AB715	231	240TQ07026	208	245CM789	132	2582TDIW7012	208
235AD791	130	239/850 CA	222	240AC318	130	240TQ0758	208	249/800 CA	222	258TDI7012	201
235ADA791	130	239/900 CA	223	240AC327	130	240TQ0773	208	249/850 CA	222	258TQ07012	208
235ADD791	130	239/950 CA	223	240AC791	130	240TS753	188	249/950 CA	223	2592TDIW6225	208
235AE791	130	23956CA	216	240AD318	130	240TS773	188	2502TDIW7025	208	259TDI776	201
235AM791	130	23960 CA	216	240AD327	130	240TS783	188	250A304	132	259TQ06225	208
235CC789	130	23964 CA	217	240AD791	130	240TS803	188	250A791	132	259TS813	188
235CC932	130	23968 CA	217	240ADA318	130	240VFTV954	255	250AC304	132	2602TDIW6212	208
235CD789	130	23972 CA	217	240ADA327	130	240VFTX954	255	250AC791	132	2602TDIW776	208
235CD932	130	23976 CA	217	240ADA791	130	241/1000CA	223	250AD304	132	2602TDIW8114	208
235CDA789	130	23980 CA	218	240ADD318	130	241/500 CA	220	250AD791	132	260A791	132
235CDA932	130	23984 CA	218	240ADD327	130	241/530 CA	220	250ADA304	132	260A796	132

Bearing Number	Pg.	Bearing Number	Pg.	Bearing Number	Pg.	Bearing Number	Pg.	Bearing Number	Pg.	Bearing Number	Pg.
260AB635	232	267TD1755	202	275CD789	132	285AB705	232	295A396	134	300ADA892	134
260AC791	132	267TQ07521	208	275CDA789	132	285AC350	134	295A691	134	300ADD387	134
260AC796	132	267TQOS7521	211	275CDD789	132	285AC791	134	295A791	134	300ADD791	134
260AD791	132	267TS755	189	275CE789	132	285AD350	134	295AC396	134	300ADD891	134
260AD796	132	2682TDIW7027	208	275CM789	132	285AD791	134	295AC691	134	300ADD892	134
260ADA791	132	268TD1707	202	275TS852	189	285ADA350	134	295AC791	134	300AE387	134
260ADA796	132	268TQ07027	208	2782TDIW7622	209	285ADA791	134	295AD396	134	300AE791	134
260ADD791	132	268TS707	189	278TQ07622	209	285ADD350	134	295AD691	134	300AE891	134
260ADD796	132	2702TDIW783	209	2802TDIW7812	209	285ADD791	134	295AD791	134	300AE892	134
260AE791	132	270A347	132	2802TDIW783	209	285AE350	134	295ADA396	134	300AM387	134
260AE796	132	270A791	132	280A344	132	285AE791	134	295ADA691	134	300AM791	134
260AM791	132	270AC347	132	280A367	132	285AM350	134	295ADA791	134	300AM891	134
260AM796	132	270AC791	132	280A791	134	285AM791	134	295ADD396	134	300AM892	134
260CC314	132	270AD347	132	280AC344	132	285CC363	134	295ADD691	134	300CC383	134
260CC789	132	270AD791	132	280AC367	132	285CC367	134	295ADD791	134	300CC680	134
260CD314	132	270ADA347	132	280AC791	134	285CC789	134	295AE396	134	300CC789	134
260CD789	132	270ADA791	132	280AD344	132	285CD363	134	295AE691	134	300CD383	134
260CDA314	132	270ADD347	132	280AD367	132	285CD367	134	295AE791	134	300CD680	134
260CDA789	132	270ADD791	132	280AD791	134	285CD789	134	295AM396	134	300CD789	134
260CDD314	132	270AE347	132	280ADA344	132	285CDA363	134	295AM691	134	300CDA383	134
260CDD789	132	270AE791	132	280ADA367	132	285CDA367	134	295AM791	134	300CDA680	134
260CE314	132	270AM347	132	280ADA791	134	285CDA789	134	295CC789	134	300CDA789	134
260CE789	132	270AM791	132	280ADD344	132	285CDD363	134	295CD789	134	300CDD383	134
260CM314	132	270CC324	132	280ADD367	132	285CDD367	134	295CDA789	134	300CDD680	134
260CM789	132	270CC343	132	280ADD791	134	285CDD789	134	295CDD789	134	300CDD789	134
260TDI6212	202	270CC789	132	280AE344	132	285CE363	134	295CE789	134	300CE383	134
260TDI813	201	270CD324	132	280AE367	132	285CE367	134	295CM789	134	300CE680	134
260TD0813CD	197	270CD343	132	280AE791	134	285CE789	134	295TQITS756	213	300CE789	134
260TQ06212	208	270CD789	132	280AM344	132	285CM363	134	295TQ06627	209	300CM383	134
260TQ0776	208	270CDA324	132	280AM367	132	285CM367	134	295TQ07029	209	300CM680	134
260TQ08114	208	270CDA343	132	280AM791	134	285CM789	134	295TQ0756	209	300CM789	134
260TS705	188	270CDA789	132	280CC363	132	285TD0793CD	197	295TS756	189	300DGB404	19
260TS763	188	270CDD324	132	280CC789	134	285TS793	189	295TS783	189	300TDI5912	202
260TS773	188	270CDD343	132	280CD363	132	2872TDIW7029	209	2982TDIW7031	209	300TDI6412	202
260TS813	188	270CDD789	132	280CD789	134	2872TDIW7822	209	298TQ07031	209	300TDI7015	202
262AB502	232	270CE324	132	280CDA363	132	287TQ07029	209	2TDIW32201	207	300TDI7114	202
263TQITS7012	213	270CE343	132	280CDA789	134	287TQ07822	209	2TDIW32203	207	300TD0793CD	197
265A791	132	270CE789	132	280CDD363	132	290A791	134	3002TDIW5925	209	300TQ07031	209
265AC791	132	270CM324	132	280CDD789	134	290AC791	134	3002TDIW7114	209	300TQ05925	209
265AD791	132	270CM343	132	280CE363	132	290AD791	134	300A387	134	300TQ07114	209
265ADA791	132	270CM789	132	280CE789	134	290ADA791	134	300A791	134	300TS793	189
265ADD791	132	270TDIE739A	203	280CM363	132	290ADD791	134	300A891	134	300TS853	189
265AE791	132	270TD0783	197	280CM789	134	290AE791	134	300A892	134	302AB510	232
265AM791	132	270TQ0783	209	280TD0773CD	197	290AM791	134	300AC387	134	302AB624	232
265CC789	132	270TQUS7816	211	280TQ07812	209	290CC789	134	300AC791	134	305ABD727	233
265CD789	132	270TS783	189	280TQ0783	209	290CD789	134	300AC891	134	305TS803	189
265CDA789	132	275A791	132	280TQUS7815	211	290CDA789	134	300AC892	134	306TQITS7015	213
265CDD789	132	275AC791	132	280TS773	189	290CDD789	134	300AD387	134	3072TDIW6433	209
265CE789	132	275AD791	132	2812TDIW7027	209	290CE789	134	300AD791	134	307TQ06433	209
265CM789	132	275ADA791	132	281TQ07027	209	290CM789	134	300AD891	134	309AB707	232
265TS707	188	275ADD791	132	2822TDIW7622	209	293TQITS7047	213	300AD892	134	3102TDIW6433	209
265TS842	188	275AE791	132	282TQ07622	209	2952TDIW6627	209	300ADA387	134	310AB503	232
266ABD726	233	275AM791	132	285A350	134	2952TDIW7029	209	300ADA791	134	310AB625	232
2672TDIW7521	208	275CC789	132	285A791	134	2952TDIW756	209	300ADA891	134	310TDI6616	202

Bearing Number	Pg.	Bearing Number	Pg.	Bearing Number	Pg.	Bearing Number	Pg.	Bearing Number	Pg.	Bearing Number	Pg.
310TQ06433	209	340TQ07626	210	400ADA504	136	420AM484	136	450CD513	136	47CDA789	112
3122TDIW7032	209	3432TDIW7428	210	400ADD452	136	420CC523	136	450CDA513	136	47CDA796	112
312ABD728	233	343TQITS736	213	400ADD504	136	420CD523	136	450CDD513	136	47CDA797	112
312TQ07032	209	343TQ07428	210	400AE452	136	420CDA523	136	450CE513	136	47CDD789	112
315TDIE7311A	203	3452TDIW728	210	400AE504	136	420CDD523	136	450CM513	136	47CDD796	112
317AB307	232	345TDI7215	202	400AM452	136	420CE523	136	455TS804	189	47CDD797	112
320A407	134	345TQ0728	210	400AM504	136	420CM523	136	45A267	112	47CE789	112
320AC407	134	352TQITS728	213	400CC463	136	420TQ07730	210	45A791	112	47CE796	112
320AD407	134	3552TDIW7017	210	400CD463	136	420TS803	189	45A797	112	47CE797	112
320ADA407	134	355TDI7017	202	400CDA463	136	420TS872	189	45AC267	112	47CM789	112
320ADD407	134	355TQ07017	210	400CDD463	136	4212TDIW7635	210	45AC791	112	47CM796	112
320AE407	134	360A423	136	400CE463	136	421TQ07635	210	45AC797	112	47CM797	112
320AM407	134	360A425	136	400CM463	136	42A791	112	45AD267	112	480CC544	136
3252TDIW7133	210	360AC423	136	400DGB504	19	42A797	112	45AD791	112	480CD544	136
325TDI7116	202	360AC425	136	400TS804	189	42AC791	112	45AD797	112	480CDA544	136
325TQ07133	210	360AD423	136	402AB717	232	42AC797	112	45ADA267	112	480CDD544	136
325TS793	189	360AD425	136	405ABD729	233	42AD791	112	45ADA791	112	480CE544	136
3262TDIW7230	210	360ADA423	136	40A791	112	42AD797	112	45ADA797	112	480CM544	136
326TQITS727	213	360ADA425	136	40A797	112	42ADA791	112	45ADD267	112	500TD0882	197
326TQ07230	210	360ADD423	136	40AC791	112	42ADA797	112	45ADD791	112	50A350	112
329TS803	189	360ADD425	136	40AC797	112	42ADD791	112	45ADD797	112	50A791	112
330CC413	134	360AE423	136	40AD791	112	42ADD797	112	45AE267	112	50A795	112
330CD413	134	360AE425	136	40AD797	112	42AE791	112	45AE791	112	50A797	112
330CDA413	134	360AM423	136	40ADA791	112	42AE797	112	45AE797	112	50AC350	112
330CDD413	134	360AM425	136	40ADA797	112	42AM791	112	45AM267	112	50AC791	112
330CE413	134	3692TDIW7315	210	40ADD791	112	42AM797	112	45AM791	112	50AC795	112
330CM413	134	369TDI7315	202	40ADD797	112	42CC190	112	45AM797	112	50AC797	112
330TQITS726	213	369TQ07315	210	40AE791	112	42CC789	112	45CC789	112	50AD350	112
330TS803	189	3702TDIW7018	210	40AE797	112	42CC796	112	45CC796	112	50AD791	112
337TS784	189	370TDI7018	202	40AM791	112	42CD190	112	45CD789	112	50AD795	112
3402TDIW7117	210	370TQ07018	210	40AM797	112	42CD789	112	45CD796	112	50AD797	112
3402TDIW736	210	385A445	136	40CC789	112	42CD796	112	45CDA789	112	50ADA350	112
3402TDIW7433	210	385AC445	136	40CC796	112	42CDA190	112	45CDA796	112	50ADA791	112
3402TDIW7626	210	385AD445	136	40CD789	112	42CDA789	112	45CDD789	112	50ADA795	112
340A425	134	385ADA445	136	40CD796	112	42CDA796	112	45CDD796	112	50ADA797	112
340AC425	134	385ADD445	136	40CDA789	112	42CDD190	112	45CE789	112	50ADD350	112
340AD425	134	385AE445	136	40CDA796	112	42CDD789	112	45CE796	112	50ADD791	112
340ADA425	134	385AM445	136	40CDD789	112	42CDD796	112	45CM789	112	50ADD795	112
340ADD425	134	385TD0862	197	40CDD796	112	42CE190	112	45CM796	112	50ADD797	112
340AE425	134	385TS862	189	40CE789	112	42CE789	112	4722TDIW7519	210	50AE350	112
340AM425	134	3952TDIW7730	210	40CE796	112	42CE796	112	472TQ07519	210	50AE791	112
340CC681	134	395TQITS767	213	40CM789	112	42CM190	112	47A791	112	50AE795	112
340CD681	134	395TQ07730	210	40CM796	112	42CM789	112	47AC791	112	50AE797	112
340CDA681	134	3962TDIW7814	210	410AB718	232	42CM796	112	47AD791	112	50AM350	112
340CDD681	134	396TDI7814	202	412ABD730	233	430TS823	189	47ADA791	112	50AM791	112
340CE681	134	396TQ07814	210	418TS872	189	440CC504	136	47ADD791	112	50AM795	112
340CM681	134	399TS804	189	4202TDIW7730	210	440CD504	136	47AE791	112	50AM797	112
340TDI7117	202	400A452	136	420A484	136	440CDA504	136	47AM791	112	50CC789	112
340TDI7312	202	400A504	136	420AB721	232	440CDD504	136	47CC789	112	50CC796	112
340TDI7612	202	400AC452	136	420AC484	136	440CE504	136	47CC796	112	50CD789	112
340TQITS7612	213	400AC504	136	420AD484	136	440CM504	136	47CC797	112	50CD796	112
340TQ07117	210	400AD452	136	420ADA484	136	4482TDIW7536	210	47CD789	112	50CDA789	112
340TQ0736	210	400AD504	136	420ADD484	136	448TQ07536	210	47CD796	112	50CDA796	112
340TQ07433	210	400ADA452	136	420AE484	136	450CC513	136	47CD797	112	50CDD789	112

Bearing Number	Pg.	Bearing Number	Pg.	Bearing Number	Pg.	Bearing Number	Pg.	Bearing Number	Pg.	Bearing Number	Pg.
50CDD796	112	60CD789	114	70AD797	114	75AE791	116	80CC796	116	85CDA789	116
50CE789	112	60CD796	114	70ADA113	114	75AE797	116	80CD101	116	85CDD680	116
50CE796	112	60CDA187	114	70ADA791	114	75AM791	116	80CD789	116	85CDD789	116
50CM789	112	60CDA789	114	70ADA797	114	75AM797	116	80CD796	116	85CE680	116
50CM796	112	60CDA796	114	70ADD113	114	75CC111	114	80CDA101	116	85CE789	116
530AB719	232	60CDD187	114	70ADD791	114	75CC789	116	80CDA789	116	85CM680	116
5402TDIW7840	210	60CDD789	114	70ADD797	114	75CC796	116	80CDA796	116	85CM789	116
540AB720	232	60CDD796	114	70AE113	114	75CD111	114	80CDD101	116	85DGB392	18
540TQ07840	210	60CE187	114	70AE791	114	75CD789	116	80CDD789	116	85TDI605	198
541ABD731	233	60CE789	114	70AE797	114	75CD796	116	80CDD796	116	85TD0537CD	190
550TD0824	197	60CE796	114	70AM113	114	75CDA111	114	80CE101	116	85TD0602CD	190
55A791	114	60CM187	114	70AM791	114	75CDA789	116	80CE789	116	85TS602	178
55AC791	114	60CM789	114	70AM797	114	75CDA796	116	80CE796	116	86TDI613	198
55AD791	114	60CM796	114	70CC102	114	75CDD111	114	80CM101	116	87BT392	229
55ADA791	114	65A791	114	70CC102S	114	75CDD789	116	80CM789	116	87TDI625	198
55ADD791	114	65A797	114	70CC789	114	75CDD796	116	80CM796	116	87TS464	178
55AE791	114	65AC791	114	70CC796	114	75CE111	114	80DGB360	18	88TD0573CD	190
55AM791	114	65AC797	114	70CD102	114	75CE789	116	80DGB362	18	88TS573	179
55CC789	114	65AD791	114	70CD102S	114	75CE796	116	80TDI563	198	88TS632	179
55CC796	114	65AD797	114	70CD789	114	75CM111	114	80TD0503	190	89TD0533	190
55CC797	114	65ADA791	114	70CD796	114	75CM789	116	80TD0553CD	190	89TS533	179
55CD789	114	65ADA797	114	70CDA102	114	75CM796	116	80TS424	178	90A791	116
55CD796	114	65ADD791	114	70CDA102S	114	78TD0524CD	190	80TS503	178	90A797	116
55CD797	114	65ADD797	114	70CDA789	114	78TS514	178	80TS553	178	90AC791	116
55CDA789	114	65AE791	114	70CDA796	114	78TS524	178	80TS563	178	90AC797	116
55CDA796	114	65AE797	114	70CDD102	114	78TS553A	178	81TDI613	198	90AD791	116
55CDA797	114	65AM791	114	70CDD102S	114	79TS553	178	81TD0563CD	190	90AD797	116
55CDD789	114	65AM797	114	70CDD789	114	79TS563	178	81TD0613CD	190	90ADA791	116
55CDD796	114	65CC291	114	70CDD796	114	80A113	116	81TS424	178	90ADA797	116
55CDD797	114	65CC789	114	70CE102	114	80A791	116	81TS573	178	90ADD791	116
55CE789	114	65CC796	114	70CE102S	114	80A797	116	81TS613	178	90ADD797	116
55CE796	114	65CD291	114	70CE789	114	80AC113	116	82BT390	229	90AE791	116
55CE797	114	65CD789	114	70CE796	114	80AC791	116	82TD0592CD	190	90AE797	116
55CM789	114	65CD796	114	70CM102	114	80AC797	116	82TS592	178	90AM791	116
55CM796	114	65CDA291	114	70CM102S	114	80AD113	116	85A145	116	90AM797	116
55CM797	114	65CDA789	114	70CM789	114	80AD791	116	85A791	116	90BT393	229
60A293	114	65CDA796	114	70CM796	114	80AD797	116	85AC145	116	90BT394	229
60A791	114	65CDD291	114	72A115	114	80ADA113	116	85AC791	116	90BT395	229
60AC293	114	65CDD789	114	72AC115	114	80ADA791	116	85AD145	116	90CC789	116
60AC791	114	65CDD796	114	72AD115	114	80ADA797	116	85AD791	116	90CC796	116
60AD293	114	65CE291	114	72ADA115	114	80ADD113	116	85ADA145	116	90CD789	116
60AD791	114	65CE789	114	72ADD115	114	80ADD791	116	85ADA791	116	90CD796	116
60ADA293	114	65CE796	114	72AE115	114	80ADD797	116	85ADD145	116	90CDA789	116
60ADA791	114	65CM291	114	72AM115	114	80AE113	116	85ADD791	116	90CDA796	116
60ADD293	114	65CM789	114	75A791	116	80AE791	116	85AE145	116	90CDD789	116
60ADD791	114	65CM796	114	75A797	116	80AE797	116	85AE791	116	90CDD796	116
60AE293	114	70A113	114	75AC791	116	80AM113	116	85AM145	116	90CE789	116
60AE791	114	70A791	114	75AC797	116	80AM791	116	85AM791	116	90CE796	116
60AM293	114	70A797	114	75AD791	116	80AM797	116	85BT391	229	90CM789	116
60AM791	114	70AC113	114	75AD797	116	80BT346	229	85CC680	116	90CM796	116
60CC187	114	70AC791	114	75ADA791	116	80BT347	229	85CC789	116	90DGB402	18
60CC789	114	70AC797	114	75ADA797	116	80BT348	229	85CD680	116	90TDI544	198
60CC796	114	70AD113	114	75ADD791	116	80CC101	116	85CD789	116	90TDI565	198
60CD187	114	70AD791	114	75ADD797	116	80CC789	116	85CDA680	116	90TDI643	198



Bearing Number	Pg.	Bearing Number	Pg.	Bearing Number	Pg.	Bearing Number	Pg.	Bearing Number	Pg.	Bearing Number	Pg.
90TD0474CD	190	95TD0544CD	191	A30406H	142	A5148	106	AC5028	96	AC5320	94
90TD0544	190	95TD0612CD	191	A30407H	142	A5150	106	AC5030	98	AC5321	94
90TD0573CD	190	95TD0652CD	191	A30409	142	A5152	108	AC5032	98	AC5322	96
90TD0632CD	190	95TD00594CD	191	A30410H	142	A5156	108	AC5034	100	AC5324	96
90TD0642CD	190	95TS474	179	A30411H	142	A5160	110	AC5036	100	AC5326	96
90TS454	179	95TS494	179	A30414H	142	A5164	110	AC5038	102	AC5328	98
90TS474	179	95TS544	179	A30425H	142	A5218	94	AC5040	102	AC5330	98
90TS544	179	95TS592	179	A30426	142	A5219	94	AC5044	104	AC5332	100
90TS642	179	95TS602	179	A30427H	142	A5220	94	AC5048	106	AC5334	100
91TD0653CD	190	95TS612	179	A30428H	142	A5221	94	AC5052	108	AC5336	102
91TS653	179	95TS652	179	A318H	139	A5222	96	AC5056	108	AC5338	102
92BT430	230	96TDI643	198	A320H	139	A5224	96	AC5060	110	AC5340	102
92TDI614	198	96TD0643CD	191	A324H	140	A5226	96	AC5064	110	AC5342	104
92TD0614CD	191	96TS643	179	A326H	140	A5228	98	AC5128	96	AC5344	104
92TD0622CD	190	97A134	116	A4331	159	A5230	98	AC5130	98	AC5346	106
92TS614	179	97AC134	116	A4331F	159	A5232	98	AC5132	98	AC5348	106
92TS622	179	97AD134	116	A4333F	159	A5234	100	AC5134	100	AC5350	106
95A430	116	97ADA134	116	A4467	159	A5236	100	AC5136	100	AC5352	108
95A625	116	97ADD134	116	A4568	159	A5238	102	AC5138	102	AC5356	108
95A791	116	97AE134	116	A4587	159	A5240	102	AC5140	102	AC5360	110
95A796	116	97AM134	116	A4587F	159	A5242	104	AC5142	104	AC5364	110
95AC430	116	97BT432	230	A4588	159	A5244	104	AC5144	104	AD215H	138
95AC625	116	97TDI614	198	A4588F	159	A5246	106	AC5146	104	AD216H	138
95AC791	116	97TD0614CD	191	A4787	159	A5248	106	AC5148	106	AD217H	138
95AC796	116	97TD0652CD	191	A4787F	159	A5250	106	AC5150	106	AD218H	139
95AD430	116	97TD0702CD	191	A4789	159	A5252	108	AC5152	108	AD219H	139
95AD625	116	97TS614	179	A4791	159	A5256	108	AC5156	108	AD220H	139
95AD791	116	97TS652	179	A4791F	159	A5260	110	AC5160	110	AD222H	139
95AD796	116	97TS702	179	A4793	159	A5264	110	AC5164	110	AD224H	140
95ADA430	116	98CC142	118	A5024	96	A5318	94	AC5218	94	AD226H	140
95ADA625	116	98CD142	118	A5026	96	A5319	94	AC5219	94	AD228H	140
95ADA791	116	98CDA142	118	A5028	96	A5320	94	AC5220	94	AD232H	141
95ADA796	116	98CDD142	118	A5030	98	A5321	94	AC5221	94	AD234H	141
95ADD430	116	98CE142	118	A5032	98	A5322	96	AC5222	96	AD3144SM15	158
95ADD625	116	98CM142	118	A5034	100	A5324	96	AC5224	96	AD3144SM16	158
95ADD791	116	A215H	138	A5036	100	A5326	96	AC5226	96	AD33904DK	173
95ADD796	116	A216H	138	A5038	102	A5328	98	AC5228	98	AD41012DK	172
95AE430	116	A217H	138	A5040	102	A5330	98	AC5230	98	AD41020D	162
95AE625	116	A218H	138	A5044	104	A5332	100	AC5232	98	AD41021D	162
95AE791	116	A219H	139	A5048	106	A5334	100	AC5234	100	AD41023D	162
95AE796	116	A220H	139	A5052	108	A5336	102	AC5236	100	AD41051D	162
95AM430	116	A222H	139	A5056	108	A5338	102	AC5238	102	AD41056D	162
95AM625	116	A224H	140	A5060	110	A5340	102	AC5240	102	AD41057D	162
95AM791	116	A226H	140	A5064	110	A5342	104	AC5242	104	AD41058D	162
95AM796	116	A228H	140	A5128	96	A5344	104	AC5244	104	AD41110D	162
95BT431	230	A230H	140	A5130	98	A5346	106	AC5246	106	AD41112D	162
95CC789	116	A232H	141	A5132	98	A5348	106	AC5248	106	AD41114D	163
95CD789	116	A30097H	142	A5134	100	A5350	106	AC5250	106	AD41119D	162
95CDA789	116	A30394H	142	A5136	100	A5352	108	AC5252	108	AD41120D	163
95CDD789	116	A30398H	142	A5138	102	A5356	108	AC5256	108	AD41121D	163
95CE789	116	A30399H	142	A5140	102	A5360	110	AC5260	110	AD41123D	162
95CM789	116	A30400H	142	A5142	104	A5364	110	AC5264	110	AD41139DK	172
95DGB431	18	A30401H	142	A5144	104	AC5024	96	AC5318	94	AD41141DK	172
95TDI577	198	A30402H	142	A5146	104	AC5026	96	AC5319	94	AD41160D	163

Bearing Number	Pg.	Bearing Number	Pg.	Bearing Number	Pg.	Bearing Number	Pg.	Bearing Number	Pg.	Bearing Number	Pg.
AD41164D	162	AD41660D	165	AD42111D	168	AD43504D	171	AD4925D	162	AD5222	96
AD41168D	163	AD41709DK	173	AD42112D	168	AD43505D	171	AD4935D	162	AD5222SM16	157
AD41183D	163	AD41711DK	173	AD42113D	168	AD43601D	171	AD4941D	162	AD5222SM18	156
AD41186D	163	AD41717D	166	AD42209DK	173	AD43702DK	173	AD4943D	162	AD5222SM19	157
AD41187DK	172	AD41720D	166	AD42213D	168	AD43703D	171	AD4949D	161	AD5222SM22	156
AD41217DK	172	AD41722D	165	AD42223D	168	AD43705D	171	AD5024	96	AD5224	96
AD41220D	163	AD41723D	165	AD42224D	168	AD43707D	171	AD5026	96	AD5224SM10	157
AD41221D	163	AD41724D	165	AD42226D	168	AD43801D	171	AD5028	96	AD5224SM15	157
AD41239D	163	AD41726D	165	AD42227D	168	AD43802D	171	AD5030	98	AD5224SM16	156
AD41256D	163	AD41728D	166	AD42307DK	173	AD43803D	171	AD5032	98	AD5226	96
AD41257D	163	AD41729D	166	AD42308D	169	AD43804DK	173	AD5034	100	AD5226SM16	157
AD41258D	163	AD41730D	166	AD42309D	169	AD43902D	171	AD5036	100	AD5226SM17	156
AD41302DK	172	AD41732D	166	AD42310D	168	AD44004D	171	AD5038	102	AD5226SM23	157
AD41317DK	172	AD41733D	166	AD42312D	169	AD44103D	171	AD5040	102	AD5226SM24	156
AD41322D	163	AD41807DK	173	AD42314D	168	AD44302D	171	AD5044	104	AD5226SM29	156
AD41323D	164	AD41815D	166	AD42316D	168	AD44502D	171	AD5048	106	AD5228	98
AD41324D	163	AD41816D	166	AD42317D	169	AD44701D	171	AD5052	108	AD5228SM14	156
AD41327DK	172	AD41820D	166	AD42318D	169	AD44702D	171	AD5056	108	AD5228SM15	157
AD41344D	163	AD41821D	167	AD42406DK	173	AD4546D	160	AD5060	110	AD5228SM16	156
AD41353D	163	AD41822D	166	AD42411D	169	AD4549D	160	AD5064	110	AD5228SM17	157
AD41354D	164	AD41823D	166	AD42412D	169	AD45501D	171	AD5128	96	AD5230	98
AD41355D	164	AD41824D	166	AD42503DK	173	AD4552D	160	AD5130	98	AD5230SM16	156
AD41356D	164	AD41825D	166	AD42504D	169	AD4553D	160	AD5132	98	AD5230SM17	158
AD41357D	164	AD41826D	166	AD42506D	169	AD45903D	171	AD5134	100	AD5230SM20	158
AD41358D	164	AD41827D	166	AD42520D	169	AD4623D	160	AD5136	100	AD5230SM22	156
AD41359D	163	AD41828D	166	AD42522D	169	AD4639D	160	AD5138	102	AD5232	98
AD41420D	164	AD41829D	166	AD42610D	169	AD4640D	160	AD5140	102	AD5232SM15	158
AD41421D	164	AD41830D	167	AD42620D	169	AD4642D	160	AD51408DK	172	AD5232SM16	156
AD41430D	164	AD41831D	167	AD42621D	169	AD4646D	160	AD51409D	164	AD5232SM18	158
AD41437D	164	AD41832D	167	AD42702DK	173	AD4698D	160	AD5142	104	AD5234	100
AD41438D	164	AD41833D	167	AD42704D	169	AD4719D	160	AD5144	104	AD5234SM10	158
AD41439D	164	AD41901D	167	AD42705D	169	AD4732D	161	AD5146	104	AD5234SM15	158
AD41440D	164	AD41910D	167	AD42706D	169	AD4733D	160	AD5148	106	AD5236	100
AD41441D	164	AD41912D	167	AD42812D	169	AD4737D	160	AD5150	106	AD5236SM17	156
AD41442D	164	AD41914D	167	AD42813D	170	AD4739D	160	AD5152	108	AD5236SM19	158
AD41443D	164	AD41931D	167	AD42901D	170	AD4741D	160	AD5156	108	AD5236SM25	158
AD41444D	164	AD41933D	167	AD42904D	170	AD4742D	161	AD5160	110	AD5238	102
AD41514DDK	172	AD41934D	167	AD42907D	170	AD4743D	161	AD5164	110	AD5238SM15	158
AD41520D	165	AD41936D	167	AD42908D	170	AD4749D	160	AD5218	94	AD5238SM16	158
AD41521D	165	AD41937D	167	AD43006D	170	AD4750D	161	AD5218SM10	157	AD5240	102
AD41522DK	172	AD42005DK	173	AD43104D	170	AD4752D	161	AD5218SM16	157	AD5240SM17	158
AD41544D	165	AD42006D	168	AD43108D	170	AD4763D	161	AD5218SM17	156	AD5240SM19	158
AD41545D	165	AD42008D	168	AD43204D	170	AD4783DK	172	AD5219	94	AD5242	104
AD41546DK	173	AD42021D	167	AD43207D	170	AD4785DK	172	AD5219SM10	157	AD5244	104
AD41620D	165	AD42022D	162	AD43208D	170	AD4828D	161	AD5219SM15	157	AD5244SM10	158
AD41621D	165	AD42024D	167	AD43302D	170	AD4835D	161	AD5219SM16	156	AD5244SM19	158
AD41626DK	173	AD42026D	167	AD43304D	170	AD4836D	161	AD5219SM20	157	AD5244SM20	156
AD41653D	165	AD42028D	168	AD43305D	170	AD4838D	161	AD5220	94	AD5246	106
AD41654D	165	AD42030D	167	AD43316D	170	AD4839D	161	AD5220SM10	157	AD5248	106
AD41655D	165	AD42031D	168	AD43318D	170	AD4881DK	172	AD5220SM15	157	AD5248SM10	158
AD41656D	165	AD42032DK	173	AD43319D	170	AD4887DK	172	AD5220SM16	156	AD5248SM16	158
AD41657D	165	AD42102D	168	AD43401DK	173	AD4889DK	172	AD5220SM17*	157	AD5250	106
AD41658D	165	AD42104D	168	AD43404D	170	AD4891DK	172	AD5221	94	AD5252	108
AD41659D	165	AD42106D	168	AD43503D	170	AD4924D	161	AD5221SM10	157	AD5256	108

Bearing Number	Pg.	Bearing Number	Pg.	Bearing Number	Pg.	Bearing Number	Pg.	Bearing Number	Pg.	Bearing Number	Pg.
AD5260	110	ADA5136	100	ADA5352	108	ADD5252	108	AE5148	106	AJ	136
AD5264	110	ADA5138	102	ADA5356	108	ADD5256	108	AE5150	106	AK	136
AD5318	94	ADA5140	102	ADA5360	110	ADD5260	110	AE5152	108	AKK4335F	159
AD5319	94	ADA5142	104	ADA5364	110	ADD5264	110	AE5156	108	AKK4780	159
AD5320	94	ADA5144	104	ADD5024	96	ADD5318	94	AE5160	110	AM315H	138
AD5321	94	ADA5146	104	ADD5026	96	ADD5319	94	AE5164	110	AM316H	138
AD5322	96	ADA5148	106	ADD5028	96	ADD5320	94	AE5218	94	AM317H	138
AD5324	96	ADA5150	106	ADD5030	98	ADD5321	94	AE5219	94	AM319H	139
AD5326	96	ADA5152	108	ADD5032	98	ADD5322	96	AE5220	94	AM322H	139
AD5328	98	ADA5156	108	ADD5034	100	ADD5324	96	AE5221	94	AM4558	159
AD5330	98	ADA5160	110	ADD5036	100	ADD5326	96	AE5222	96	AM4558F	159
AD5332	100	ADA5164	110	ADD5038	102	ADD5328	98	AE5224	96	AM5024	96
AD5334	100	ADA5218	94	ADD5040	102	ADD5330	98	AE5226	96	AM5026	96
AD5336	102	ADA5219	94	ADD5044	104	ADD5332	100	AE5228	98	AM5028	96
AD5338	102	ADA5220	94	ADD5048	106	ADD5334	100	AE5230	98	AM5030	98
AD5340	102	ADA5221	94	ADD5052	108	ADD5336	102	AE5232	98	AM5032	98
AD5342	104	ADA5222	96	ADD5056	108	ADD5338	102	AE5234	100	AM5034	100
AD5344	104	ADA5224	96	ADD5060	110	ADD5340	102	AE5236	100	AM5036	100
AD5346	106	ADA5226	96	ADD5064	110	ADD5342	104	AE5238	102	AM5038	102
AD5348	106	ADA5228	98	ADD5128	96	ADD5344	104	AE5240	102	AM5040	102
AD5350	106	ADA5230	98	ADD5130	98	ADD5346	106	AE5242	104	AM5044	104
AD5352	108	ADA5232	98	ADD5132	98	ADD5348	106	AE5244	104	AM5048	106
AD5356	108	ADA5234	100	ADD5134	100	ADD5350	106	AE5246	106	AM5052	108
AD5360	110	ADA5236	100	ADD5136	100	ADD5352	108	AE5248	106	AM5056	108
AD5364	110	ADA5238	102	ADD5138	102	ADD5356	108	AE5250	106	AM5060	110
AD5601D	160	ADA5240	102	ADD5140	102	ADD5360	110	AE5252	108	AM5064	110
AD5616D	160	ADA5242	104	ADD5142	104	ADD5364	110	AE5256	108	AM5128	96
AD5760D	161	ADA5244	104	ADD5144	104	ADL	136	AE5260	110	AM5130	98
AD5762D	161	ADA5246	106	ADD5146	104	ADP	136	AE5264	110	AM5132	98
AD5828D	161	ADA5248	106	ADD5148	106	AE5024	96	AE5318	94	AM5134	100
AD5835D	161	ADA5250	106	ADD5150	106	AE5026	96	AE5319	94	AM5136	100
AD5905DK	172	ADA5252	108	ADD5152	108	AE5028	96	AE5320	94	AM5138	102
AD5910D	162	ADA5256	108	ADD5156	108	AE5030	98	AE5321	94	AM5140	102
AD5933D	161	ADA5260	110	ADD5160	110	AE5032	98	AE5322	96	AM5142	104
ADA244H	141	ADA5264	110	ADD5164	110	AE5034	100	AE5324	96	AM5144	104
ADA5024	96	ADA5318	94	ADD5218	94	AE5036	100	AE5326	96	AM5146	104
ADA5026	96	ADA5319	94	ADD5219	94	AE5038	102	AE5328	98	AM5148	106
ADA5028	96	ADA5320	94	ADD5220	94	AE5040	102	AE5330	98	AM5150	106
ADA5030	98	ADA5321	94	ADD5221	94	AE5044	104	AE5332	100	AM5152	108
ADA5032	98	ADA5322	96	ADD5222	96	AE5048	106	AE5334	100	AM5156	108
ADA5034	100	ADA5324	96	ADD5224	96	AE5052	108	AE5336	102	AM5160	110
ADA5036	100	ADA5326	96	ADD5226	96	AE5056	108	AE5338	102	AM5164	110
ADA5038	102	ADA5328	98	ADD5228	98	AE5060	110	AE5340	102	AM5218	94
ADA5040	102	ADA5330	98	ADD5230	98	AE5064	110	AE5342	104	AM5219	94
ADA5044	104	ADA5332	100	ADD5232	98	AE5128	96	AE5344	104	AM5220	94
ADA5048	106	ADA5334	100	ADD5234	100	AE5130	98	AE5346	106	AM5221	94
ADA5052	108	ADA5336	102	ADD5236	100	AE5132	98	AE5348	106	AM5222	96
ADA5056	108	ADA5338	102	ADD5238	102	AE5134	100	AE5350	106	AM5224	96
ADA5060	110	ADA5340	102	ADD5240	102	AE5136	100	AE5352	108	AM5226	96
ADA5064	110	ADA5342	104	ADD5242	104	AE5138	102	AE5356	108	AM5228	98
ADA5128	96	ADA5344	104	ADD5244	104	AE5140	102	AE5360	110	AM5230	98
ADA5130	98	ADA5346	106	ADD5246	106	AE5142	104	AE5364	110	AM5232	98
ADA5132	98	ADA5348	106	ADD5248	106	AE5144	104	AEX	136	AM5234	100
ADA5134	100	ADA5350	106	ADD5250	106	AE5146	104	AF	136	AM5236	100



Bearing Number	Pg.	Bearing Number	Pg.	Bearing Number	Pg.	Bearing Number	Pg.	Bearing Number	Pg.	Bearing Number	Pg.
AM5238	102	ATM319H	142	ATW236H	142	BAC5521D	28	BAC718/630	23	BAC7356	21
AM5240	102	ATMIR226H	142	ATX228H	142	BAC5522D	28	BAC718/670	23	BAC7360	21
AM5242	104	ATMW226H	142	ATXW215H	142	BAC5616D	28	BAC718/710	23	BAC7364	21
AM5244	104	ATP134	242	ATXW218H	142	BAC5620D	28	BAC718/750	23	BT511/500	229
AM5246	106	ATP135	242	ATXW220H	142	BAC5707D	29	BAC718/800	23	BT511/530	229
AM5248	106	ATP136	242	ATXW222H	142	BAC5722D	28	BAC718/850	23	BT51140	228
AM5250	106	ATP137	242	ATXW226H	142	BAC5724D	28	BAC718/900	23	BT51144	228
AM5252	108	ATP138	242	ATXW228H	142	BAC5725D	28	BAC718/950	23	BT51148	228
AM5256	108	ATP139	242	AVFT10052	253	BAC5740D	29	BAC71852	20	BT51152	228
AM5260	110	ATP140	242	AVFT12006	253	BAC5753	24	BAC71856	20	BT51156	228
AM5264	110	ATP141	242	AVFT14005	253	BAC5764D	28	BAC71860	21	BT51160	228
AM5318	94	ATP142	242	AVFT16006	253	BAC5766D	28	BAC71864	21	BT51164	228
AM5319	94	ATP143	242	AVFT9721	253	BAC5768D	28	BAC71868	21	BT51168	228
AM5320	94	ATP144	242	AVFT9722	253	BAC5770D	29	BAC71872	21	BT51172	228
AM5321	94	ATP145	242	AVFT9938	253	BAC5771D	29	BAC71876	21	BT51176	229
AM5322	96	ATP146	242	AVFT9939	253	BAC5774D	29	BAC71880	21	BT51180	229
AM5324	96	ATP147	242	AW215H	138	BAC5775D	29	BAC71884	22	BT51184	229
AM5326	96	ATP148	242	AW216H	138	BAC5778D	29	BAC71888	22	BT51188	229
AM5328	98	ATP149	242	AW217H	138	BAC5815D	29	BAC71892	22	BT51192	229
AM5330	98	ATP150	243	AW218H	138	BAC5817	24	BAC71896	22	BT51196	229
AM5332	100	ATP151	243	AW219H	139	BAC5818D	29	BAC719/500	22	BT51240	228
AM5334	100	ATP152	243	AW220H	139	BAC5824	24	BAC719/530	22	BT51244	228
AM5336	102	ATP153	243	AW222H	139	BAC5929D	29	BAC719/560	23	BT51248	228
AM5338	102	ATP154	243	AW224H	140	BAC5943D	29	BAC719/600	23	BT51252	228
AM5340	102	ATP155	243	AW226H	140	BAC5964	24	BAC719/630	23	BT51256	228
AM5342	104	ATP156	243	AW228H	140	BAC5965D	29	BAC719/670	23	BT51260	228
AM5344	104	ATP157	243	AW230H	140	BAC70/500	22	BAC719/710	23	BT51264	228
AM5346	106	ATP158	243	AW232H	141	BAC70/530	22	BAC719/750	23	BT51268	228
AM5348	106	ATP159	243	AW234H	141	BAC70/560	23	BAC719/800	23	BT51272	229
AM5350	106	ATP160	243	AW236H	141	BAC70/600	23	BAC71940	20	BT51340	228
AM5352	108	ATP161	243	AZ	136	BAC70/630	23	BAC71944	20	CC1030	98
AM5356	108	ATP162	243	BAC41044D	29	BAC70/670	23	BAC71948	20	CC1032	98
AM5360	110	ATP163	243	BAC41059D	29	BAC70/710	23	BAC71952	20	CC1034	100
AM5364	110	ATP164	243	BAC41151D	29	BAC70/750	23	BAC71956	20	CC1036	100
AMZ	136	ATP165	243	BAC41157	25	BAC70/800	23	BAC71960	21	CC1038	102
AN	136	ATP166	243	BAC41233	25	BAC7040	20	BAC71964	21	CC1040	102
AP	136	ATP167	243	BAC41338	25	BAC7044	20	BAC71968	21	CC1044	104
APP	136	ATP168	243	BAC41404	25	BAC7048	20	BAC71972	21	CC1048	106
ARK	136	ATP169	243	BAC41543	25	BAC7056	20	BAC71976	21	CC1052	108
AS148H	141	ATP170	243	BAC41648	25	BAC7060	21	BAC71980	21	CC1056	108
AS156H	141	ATP171	243	BAC41721	26	BAC7064	21	BAC71984	22	CC1060	110
AS240H	141	ATP172	243	BAC41814	26	BAC7068	21	BAC71988	22	CC1064	110
ASD226H	140	ATP173	243	BAC41939	26	BAC7072	21	BAC71992	22	CC128	96
ASD234H	141	ATP174	243	BAC42025	26	BAC7076	21	BAC71996	22	CC130	98
ASW226H	140	ATP313	242	BAC42033	26	BAC7080	21	BAC7240	20	CC132	98
ASW240H	141	ATP413	242	BAC42228	26	BAC7084	22	BAC7244	20	CC134	100
ASW244H	141	ATS240H	142	BAC42320	27	BAC7088	22	BAC7248	20	CC136	100
AT226H	142	ATSW240H	142	BAC42910	27	BAC7092	22	BAC7252	20	CC138	102
AT228H	142	ATW215H	142	BAC43109	27	BAC7096	22	BAC7256	21	CC140	102
AT230H	142	ATW218H	142	BAC4510D	28	BAC718/1000	23	BAC7260	21	CC142	104
AT232H	142	ATW220H	142	BAC4513D	28	BAC718/500	22	BAC7264	21	CC144	104
ATM315H	142	ATW222H	142	BAC4676D	28	BAC718/530	22	BAC7340	20	CC146	104
ATM316H	142	ATW230H	142	BAC4683D	28	BAC718/560	23	BAC7344	20	CC148	106
ATM317H	142	ATW232H	142	BAC4684D	28	BAC718/600	23	BAC7348	20	CC150	106

Bearing Number	Pg.	Bearing Number	Pg.	Bearing Number	Pg.	Bearing Number	Pg.	Bearing Number	Pg.	Bearing Number	Pg.
CC152	108	CD1038	102	CD328	98	CDA234	100	CDD140	102	CDD360	110
CC156	108	CD1040	102	CD330	98	CDA236	100	CDD142	104	CDD364	110
CC160	110	CD1044	104	CD332	100	CDA238	102	CDD144	104	CDL	136
CC164	110	CD1048	106	CD334	100	CDA240	102	CDD146	104	CDP	136
CC218	94	CD1052	108	CD336	100	CDA242	104	CDD148	106	CE1030	98
CC219	94	CD1056	108	CD338	102	CDA244	104	CDD150	106	CE1032	98
CC220	94	CD1060	110	CD340	102	CDA246	104	CDD152	108	CE1034	100
CC221	94	CD1064	110	CD342	104	CDA248	106	CDD156	108	CE1036	100
CC222	94	CD128	96	CD344	104	CDA250	106	CDD160	110	CE1038	102
CC224	96	CD130	98	CD346	106	CDA252	108	CDD164	110	CE1040	102
CC226	96	CD132	98	CD348	106	CDA256	108	CDD218	94	CE1044	104
CC228	96	CD134	100	CD350	106	CDA260	110	CDD219	94	CE1048	106
CC230	98	CD136	100	CD352	108	CDA264	110	CDD220	94	CE1052	108
CC232	98	CD138	102	CD356	108	CDA318	94	CDD221	94	CE1056	108
CC234	100	CD140	102	CD360	110	CDA319	94	CDD222	94	CE1060	110
CC236	100	CD142	104	CD364	110	CDA320	94	CDD224	96	CE1064	110
CC238	102	CD144	104	CDA1030	98	CDA321	94	CDD226	96	CE128	96
CC240	102	CD146	104	CDA1032	98	CDA322	96	CDD228	96	CE130	98
CC242	104	CD148	106	CDA1034	100	CDA324	96	CDD230	98	CE132	98
CC244	104	CD150	106	CDA1036	100	CDA326	96	CDD232	98	CE134	100
CC246	104	CD152	108	CDA1038	102	CDA328	98	CDD234	100	CE136	100
CC248	106	CD156	108	CDA1040	102	CDA330	98	CDD236	100	CE138	102
CC250	106	CD160	110	CDA1044	104	CDA332	100	CDD238	102	CE140	102
CC252	108	CD164	110	CDA1048	106	CDA334	100	CDD240	102	CE142	104
CC256	108	CD218	94	CDA1052	108	CDA336	100	CDD242	104	CE144	104
CC260	110	CD219	94	CDA1056	108	CDA338	102	CDD244	104	CE146	104
CC264	110	CD220	94	CDA1060	110	CDA340	102	CDD246	104	CE148	106
CC318	94	CD221	94	CDA1064	110	CDA342	104	CDD248	106	CE150	106
CC319	94	CD222	94	CDA128	96	CDA344	104	CDD250	106	CE152	108
CC320	94	CD224	96	CDA130	98	CDA346	106	CDD252	108	CE156	108
CC321	94	CD226	96	CDA132	98	CDA348	106	CDD256	108	CE160	110
CC322	96	CD228	96	CDA134	100	CDA350	106	CDD260	110	CE164	110
CC324	96	CD230	98	CDA136	100	CDA352	108	CDD264	110	CE218	94
CC326	96	CD232	98	CDA138	102	CDA356	108	CDD318	94	CE219	94
CC328	98	CD234	100	CDA140	102	CDA360	110	CDD319	94	CE220	94
CC330	98	CD236	100	CDA142	104	CDA364	110	CDD320	94	CE221	94
CC332	100	CD238	102	CDA144	104	CDD1030	98	CDD321	94	CE222	94
CC334	100	CD240	102	CDA146	104	CDD1032	98	CDD322	96	CE224	96
CC336	100	CD242	104	CDA148	106	CDD1034	100	CDD324	96	CE226	96
CC338	102	CD244	104	CDA150	106	CDD1036	100	CDD326	96	CE228	96
CC340	102	CD246	104	CDA152	108	CDD1038	102	CDD328	98	CE230	98
CC342	104	CD248	106	CDA156	108	CDD1040	102	CDD330	98	CE232	98
CC344	104	CD250	106	CDA160	110	CDD1044	104	CDD332	100	CE234	100
CC346	106	CD252	108	CDA164	110	CDD1048	106	CDD334	100	CE236	100
CC348	106	CD256	108	CDA218	94	CDD1052	108	CDD336	100	CE238	102
CC350	106	CD260	110	CDA219	94	CDD1056	108	CDD338	102	CE240	102
CC352	108	CD264	110	CDA220	94	CDD1060	110	CDD340	102	CE242	104
CC356	108	CD318	94	CDA221	94	CDD1064	110	CDD342	104	CE244	104
CC360	110	CD319	94	CDA222	94	CDD128	96	CDD344	104	CE246	104
CC364	110	CD320	94	CDA224	96	CDD130	98	CDD346	106	CE248	106
CD1030	98	CD321	94	CDA226	96	CDD132	98	CDD348	106	CE250	106
CD1032	98	CD322	96	CDA228	96	CDD134	100	CDD350	106	CE252	108
CD1034	100	CD324	96	CDA230	98	CDD136	100	CDD352	108	CE256	108
CD1036	100	CD326	96	CDA232	98	CDD138	102	CDD356	108	CE260	110

Bearing Number	Pg.	Bearing Number	Pg.	Bearing Number	Pg.	Bearing Number	Pg.	Bearing Number	Pg.	Bearing Number	Pg.
CE264	110	CM160	110	DBG41038	24	DGB60/500	16	DGB619/750	17	ECS623	148
CE318	94	CM164	110	DBG41149	25	DGB60/530	16	DGB619/800	17	ECS624	148
CE319	94	CM218	94	DGB41181	25	DGB60/560	17	DGB61940	14	ECS625	148
CE320	94	CM219	94	DGB41184	25	DGB60/600	17	DGB61944	14	ECS626	148
CE321	94	CM220	94	DGB41245	25	DGB60/630	17	DGB61948	14	ECS627	148
CE322	96	CM221	94	DGB41255	25	DGB60/670	17	DGB61952	14	ECS628	148
CE324	96	CM222	94	DGB41312	25	DGB60/710	17	DGB61956	14	ECS629	149
CE326	96	CM224	96	DGB41350	25	DGB60/750	17	DGB61960	15	ECS630	149
CE328	98	CM226	96	DGB41351	25	DGB60/800	17	DGB61964	15	ECS631	149
CE330	98	CM228	96	DGB41352	25	DGB6040	14	DGB61968	15	ECS632	149
CE332	100	CM230	98	DGB41402	25	DGB6044	14	DGB61972	15	ECS633	149
CE334	100	CM232	98	DGB41403	25	DGB6048	14	DGB61976	15	ECS634	149
CE336	100	CM234	100	DGB41405	25	DGB6052	14	DGB61980	15	ECS635	149
CE338	102	CM236	100	DGB41406	25	DGB6056	14	DGB61984	16	ECS636	149
CE340	102	CM238	102	DGB41526	25	DGB6060	15	DGB61988	16	ECS637	149
CE342	104	CM240	102	DGB41649	25	DGB6064	15	DGB61992	16	ECS638	149
CE344	104	CM242	104	DGB41650	25	DGB6068	15	DGB61996	16	ECS639	149
CE346	106	CM244	104	DGB41651	26	DGB6072	15	DGB6240	14	ECS640	150
CE348	106	CM246	104	DGB41652	26	DGB6076	15	DGB6244	14	ECS641	150
CE350	106	CM248	106	DGB41819	26	DGB6080	15	DGB6248	14	ECS642	150
CE352	108	CM250	106	DGB41907	26	DGB6084	16	DGB6252	14	ECS643	150
CE356	108	CM252	108	DGB41932	26	DGB6088	16	DGB6256	15	ECS644	150
CE360	110	CM256	108	DGB42011	26	DGB6092	16	DGB6260	15	ECS645	150
CE364	110	CM260	110	DGB42023	26	DGB6096	16	DGB6264	15	ECS646	150
CEX	136	CM264	110	DGB42027	26	DGB618/1000	17	DGB6340	14	ECS647	151
CF	136	CM318	94	DGB42210	26	DGB618/500	16	DGB6344	14	ECS648	151
CJ	136	CM319	94	DGB42508	27	DGB618/530	16	DGB6348	14	ECS649	151
CK	136	CM320	94	DGB42519	27	DGB618/560	17	DGB6352	14	ECS650	151
CM1030	98	CM321	94	DGB42521	27	DGB618/600	17	DGB6356	15	ECS651	151
CM1032	98	CM322	96	DGB42619	27	DGB618/630	17	DGB6360	15	ECS652	151
CM1034	100	CM324	96	DGB42707	27	DGB618/670	17	DGB6364	15	ECS653	152
CM1036	100	CM326	96	DGB42708	27	DGB618/710	17	ECS600	144	ECS654	152
CM1038	102	CM328	98	DGB42714	27	DGB618/750	17	ECS601	144	ECS655	152
CM1040	102	CM330	98	DGB42823	27	DGB618/800	17	ECS602	144	ECS656	152
CM1044	104	CM332	100	DGB42903	27	DGB618/850	17	ECS603	145	ECS657	152
CM1048	106	CM334	100	DGB42906	27	DGB618/900	17	ECS604	145	ECS658	152
CM1052	108	CM336	100	DGB43107	27	DGB618/950	17	ECS605	145	ECS659	152
CM1056	108	CM338	102	DGB43111	27	DGB61860	15	ECS606	145	ECS660	153
CM1060	110	CM340	102	DGB43306	27	DGB61864	15	ECS607	145	ECS661	153
CM1064	110	CM342	104	DGB43317	27	DGB61868	15	ECS608	146	ECS662	153
CM128	96	CM344	104	DGB43701	27	DGB61872	15	ECS609	146	ECS663	153
CM130	98	CM346	106	DGB43903	27	DGB61876	15	ECS610	146	ECS664	153
CM132	98	CM348	106	DGB45902	27	DGB61880	15	ECS611	146	ECS665	153
CM134	100	CM350	106	DGB46201	27	DGB61884	15	ECS612	146	ECS666	153
CM136	100	CM352	108	DGB4797	24	DGB61888	16	ECS613	146	ECS667	153
CM138	102	CM356	108	DGB5747	24	DGB61892	16	ECS614	147	ECS668	153
CM140	102	CM360	110	DGB5748	24	DGB61896	16	ECS615	147	ECS669	153
CM142	104	CM364	110	DGB5749	24	DGB619/500	16	ECS616	147	ECS670	153
CM144	104	CMZ	136	DGB5761	24	DGB619/530	16	ECS617	147	ECS671	153
CM146	104	CN	136	DGB5834	24	DGB619/560	17	ECS618	147	ECS672	153
CM148	106	CP	136	DGB5915	24	DGB619/600	17	ECS619	147	ECS673	153
CM150	106	CPP	136	DGB5922	24	DGB619/630	17	ECS620	147	ECS674	153
CM152	108	CRK	136	DGB5931	24	DGB619/670	17	ECS621	147	ECS675	153
CM156	108	CZ	136	DGB5963	24	DGB619/710	17	ECS622	148	ECS676	153

Bearing Number	Pg.	Bearing Number	Pg.	Bearing Number	Pg.	Bearing Number	Pg.	Bearing Number	Pg.	Bearing Number	Pg.
ECS677	154	HCS294	149	N10/560	68	N18/900	72	N1996	64	N2252E	50
ECS678	154	HCS295	149	N10/600	68	N18/950	74	N20/500E	66	N2256E	52
ECS679	154	HCS297	149	N10/630E	68	N1840	44	N20/530E	66	N2260	54
ECS680	154	HCS298	149	N10/670E	70	N1844	46	N20/560E	68	N2264	54
ECS681	154	HCS299	149	N10/710E	70	N1848	48	N20/600E	68	N2264E	56
ECS682	154	HCS30	155	N10/750E	72	N1852	50	N2026E	38	N2268	56
ECS683	154	HCS300	149	N10/800E	72	N1856	50	N2028E	38	N226E	38
ECS684	154	HCS301	149	N10/850	72	N1860E	52	N2030	40	N2272	58
ECS685	154	HCS302	149	N10/900	74	N1864	54	N2032E	40	N2276	58
ECS686	154	HCS303	149	N10/950	74	N1868	56	N2034E	42	N2280	60
ECS687	154	HCS304	150	N1020	36	N1872	56	N2036E	42	N2284	62
ECS688	154	HCS305	150	N1021	36	N1876E	58	N2038E	44	N2288	62
ECS689	154	HCS306	150	N1022	36	N1880	60	N2040E	46	N228E	40
ECS690	154	HCS307	150	N1024	38	N1884	60	N2044E	46	N2292	64
ECS691	154	HCS308	150	N1026E	38	N1888	62	N2048E	48	N230E	40
HCS21	155	HCS309	150	N1028	38	N1892	62	N2052E	50	N2315	34
HCS23	155	HCS310	150	N1030	40	N1896	64	N2056E	52	N2316E	34
HCS24	155	HCS311	150	N1032	40	N19/1000	74	N2060E	54	N2317E	34
HCS244	144	HCS312	151	N1034	42	N19/1060	74	N2064E	54	N2318E	34
HCS245	144	HCS313	151	N1036	42	N19/1120	74	N2068E	56	N2319E	34
HCS246	144	HCS314	151	N1038	44	N19/1180	76	N2072E	58	N2320E	36
HCS247	144	HCS315	151	N1040	46	N19/1250	76	N2076E	58	N2321E	36
HCS248	144	HCS316	151	N1044	46	N19/1320	76	N2080E	60	N2322E	36
HCS249	145	HCS317	151	N1048E	48	N19/1400	76	N2084E	62	N2324E	38
HCS25	155	HCS318	151	N1052	50	N19/1500E	76	N2088E	62	N2326E	38
HCS250	145	HCS319	151	N1056	52	N19/500	64	N2092E	64	N2328E	40
HCS251	145	HCS32	155	N1060	54	N19/530	66	N2096	64	N232E	40
HCS252	145	HCS320	151	N1064	54	N19/560E	66	N216E	34	N2330E	40
HCS257	145	HCS321	151	N1068	56	N19/600E	68	N217E	34	N2332E	42
HCS258	145	HCS322	151	N1072	58	N19/630E	68	N218E	34	N2334E	42
HCS259	145	HCS323	151	N1076	58	N19/670E	70	N220E	36	N2336E	44
HCS26	155	HCS324	151	N1080	60	N19/710	70	N2216E	34	N2338E	44
HCS260	145	HCS325	151	N1084	60	N19/750E	70	N2217E	34	N2340E	46
HCS261	146	HCS326	151	N1088	62	N19/800	72	N2218E	34	N2344	48
HCS262	146	HCS327	152	N1092	64	N19/850E	72	N2219E	34	N2344E	48
HCS263	146	HCS328	152	N1096	64	N19/900E	72	N221E	36	N2348	50
HCS264	146	HCS329	152	N18/1000	74	N19/950	74	N2220E	36	N234E	42
HCS269	147	HCS330	152	N18/1060	74	N1936E	42	N2221E	36	N2352E	50
HCS270	147	HCS331	152	N18/1120E	74	N1938E	44	N2222E	36	N2356E	52
HCS271	147	HCS332	152	N18/1180E	76	N1940E	44	N2224E	38	N236	44
HCS272	147	HCS333	152	N18/1250	76	N1944E	46	N2226E	38	N2360E	54
HCS273	147	HCS334	152	N18/1320E	76	N1948	48	N2228E	40	N2364	56
HCS274	147	HCS335	153	N18/1400	76	N1952E	50	N222E	36	N2368	56
HCS275	147	HCS336	153	N18/1500	76	N1956	52	N2230E	40	N236E	44
HCS276	147	HCS337	153	N18/500E	64	N1956E	52	N2232E	40	N2372	58
HCS28	155	HCS338	153	N18/530	66	N1960E	52	N2234E	42	N2376	60
HCS281	148	HCS34	155	N18/560E	66	N1964	54	N2236E	44	N238E	44
HCS282	148	HCS36	155	N18/600E	68	N1968E	56	N2238E	44	N240E	46
HCS283	148	HCS40	155	N18/630	68	N1972	56	N2240E	46	N244	48
HCS284	148	HCS44	155	N18/670	70	N1976	58	N2244	48	N244E	48
HCS285	148	HCS52	155	N18/710	70	N1980E	60	N2244E	48	N248	48
HCS286	148	HSC296	149	N18/750	70	N1984E	60	N2248	50	N252	50
HCS287	148	N10/500	66	N18/800E	72	N1988	62	N224E	38	N252E	50
HCS288	148	N10/530	66	N18/850	72	N1992	62	N2252	50	N256	52

Bearing Number	Pg.	Bearing Number	Pg.	Bearing Number	Pg.	Bearing Number	Pg.	Bearing Number	Pg.	Bearing Number	Pg.
N256E	52	N30/710	70	N320E	36	N3988	62	NCF2352V	86	NCF2972V	87
N260E	54	N3026	38	N321E	36	N3992	64	NCF28/1000V	90	NCF2976V	87
N264E	54	N3028E	40	N322E	36	N3996	64	NCF28/500V	88	NCF2980V	87
N268	56	N3030	40	N323	38	NCF18/1000V	90	NCF28/560V	89	NCF2984V	87
N272	58	N3032	40	N323E	38	NCF18/500V	88	NCF28/600V	89	NCF2988V	88
N276	58	N3034	42	N324E	38	NCF18/530V	88	NCF28/630V	89	NCF2992V	88
N28/710	70	N3036	42	N326E	38	NCF18/560V	89	NCF28/670V	89	NCF2996V	88
N280	60	N3038	44	N328E	40	NCF18/600V	89	NCF28/710V	89	NCF30/500V	88
N284	62	N3040	46	N330E	40	NCF18/630V	89	NCF28/750V	89	NCF30/530V	89
N2856E	52	N3044	46	N332E	42	NCF18/670V	89	NCF28/800V	90	NCF30/560V	89
N288	62	N3048E	48	N334	42	NCF18/710V	89	NCF28/850V	90	NCF3020V	83
N29/1000E	74	N3052E	50	N334E	42	NCF18/750V	89	NCF28/900V	90	NCF3022V	83
N29/1060E	74	N3056	52	N336	44	NCF18/800V	90	NCF28/950V	90	NCF3024V	83
N29/1120	74	N3060	54	N336E	44	NCF18/850V	90	NCF2838V	85	NCF3026V	83
N29/1180E	76	N3064E	54	N338E	44	NCF18/900V	90	NCF2840V	85	NCF3028V	83
N29/1250	76	N3068	56	N340E	46	NCF18/950V	90	NCF2844V	85	NCF3030V	84
N29/1320E	76	N3072	58	N344	48	NCF1840V	85	NCF2848V	85	NCF3032V	84
N29/1400	76	N3076E	58	N344E	48	NCF1844V	85	NCF2852V	86	NCF3034V	84
N29/1500	76	N3080	60	N348	50	NCF1848V	85	NCF2856V	86	NCF3036V	84
N29/500	66	N3084	62	N352E	50	NCF1852V	86	NCF2860V	86	NCF3038V	85
N29/530E	66	N3088	62	N356E	52	NCF1856V	86	NCF2864V	86	NCF3040V	85
N29/560	66	N3092E	64	N360	54	NCF1860V	86	NCF2872V	87	NCF3044V	85
N29/600E	68	N3096	64	N364	56	NCF1864V	86	NCF2876V	87	NCF3048V	85
N29/630E	68	N31/1320E	76	N368	56	NCF1872V	87	NCF2880V	87	NCF3052V	86
N29/670	70	N31/500E	66	N372	58	NCF1876V	87	NCF2884V	87	NCF3056V	86
N29/710E	70	N31/530	66	N376	60	NCF1880V	87	NCF2888V	87	NCF3060V	86
N29/750	70	N31/560	68	N39/1000	74	NCF1884V	87	NCF2892V	88	NCF3064V	87
N29/800	72	N31/600	68	N39/1060E	74	NCF1888V	87	NCF2896V	88	NCF3068V	87
N29/850E	72	N31/630	70	N39/1120	76	NCF1892V	88	NCF29/1000V	90	NCF3072V	87
N29/900E	72	N31/800	72	N39/1320	76	NCF1896V	88	NCF29/500V	88	NCF3076V	87
N29/950E	74	N3120	36	N39/500E	66	NCF2220V	83	NCF29/530V	89	NCF3080V	87
N292	64	N3122	36	N39/530	66	NCF2222V	83	NCF29/560V	89	NCF3084V	87
N2934	42	N3124	38	N39/560	66	NCF2224V	83	NCF29/600V	89	NCF3088V	88
N2936	42	N3128	40	N39/600	68	NCF2226V	83	NCF29/630V	89	NCF3092V	88
N2938	44	N3134	42	N39/630	68	NCF2228V	83	NCF29/670V	89	NCF3096V	88
N2940	46	N3140	46	N39/670	70	NCF2230V	84	NCF29/710V	89	NF10/500	66
N2944E	46	N3144	46	N39/710	70	NCF2232V	84	NCF29/750V	89	NF10/530	66
N2948	48	N3148	48	N39/750	72	NCF2234V	84	NCF29/800V	90	NF10/560	68
N2952	50	N3152E	50	N39/800	72	NCF2236V	84	NCF29/850V	90	NF10/600	68
N2956E	52	N3156E	52	N39/850	72	NCF2238V	85	NCF29/900V	90	NF10/630E	68
N2960E	52	N315E	34	N39/900	72	NCF2240V	85	NCF29/950V	90	NF10/670E	70
N2964	54	N3164E	54	N39/950	74	NCF2320V	83	NCF2930V	84	NF10/710E	70
N2968E	56	N3168E	56	N3940	46	NCF2322V	83	NCF2932V	84	NF10/750E	72
N2980E	60	N316E	34	N3944	46	NCF2324V	83	NCF2934V	84	NF10/800E	72
N2984	60	N3172E	58	N3948	48	NCF2326V	83	NCF2936V	84	NF10/850	72
N2988E	62	N3176	58	N3952	50	NCF2328V	83	NCF2938V	85	NF10/900	74
N2992	62	N317E	34	N3956	52	NCF2330V	84	NCF2940V	85	NF10/950	74
N2996	64	N3180	60	N3960	54	NCF2332V	84	NCF2944V	85	NF1020	36
N30/500E	66	N3184E	62	N3964	54	NCF2334V	84	NCF2948V	85	NF1021	36
N30/530	66	N3188E	62	N3968	56	NCF2336V	85	NCF2952V	86	NF1022	36
N30/560	68	N318E	34	N3972	58	NCF2338V	85	NCF2956V	86	NF1024	38
N30/600E	68	N3192E	64	N3976	58	NCF2340V	85	NCF2960V	86	NF1026E	38
N30/630	70	N3196	64	N3980	60	NCF2344V	85	NCF2964V	87	NF1028	38
N30/670	70	N319E	34	N3984	60	NCF2348V	85	NCF2968V	87	NF1030	40

Bearing Number	Pg.	Bearing Number	Pg.	Bearing Number	Pg.	Bearing Number	Pg.	Bearing Number	Pg.	Bearing Number	Pg.
NF1032	40	NF19/1000	74	NF2060E	54	NF2316E	34	NF29/1320E	76	NF3072	58
NF1034	42	NF19/1060	74	NF2064E	54	NF2317E	34	NF29/1400	76	NF3076E	58
NF1036	42	NF19/1120	74	NF2068E	56	NF2318E	34	NF29/1500	76	NF3080	60
NF1038	44	NF19/1180	76	NF2072E	58	NF2319E	34	NF29/500	66	NF3084	62
NF1040	46	NF19/1250	76	NF2076E	58	NF2320E	36	NF29/530E	66	NF3088	62
NF1044	46	NF19/1320	76	NF2080E	60	NF2321E	36	NF29/560	66	NF3092E	64
NF1048E	48	NF19/1400	76	NF2084E	62	NF2322E	36	NF29/600E	68	NF3096	64
NF1052	50	NF19/1500E	76	NF2088E	62	NF2324E	38	NF29/630E	68	NF31/1320E	76
NF1056	52	NF19/500	64	NF2092E	64	NF2326E	38	NF29/670	70	NF31/500E	66
NF1060	54	NF19/530	66	NF2096	64	NF2328E	40	NF29/710E	70	NF31/530	66
NF1064	54	NF19/560E	66	NF216E	34	NF232E	40	NF29/750	70	NF31/560	68
NF1068	56	NF19/600E	68	NF217E	34	NF2330E	40	NF29/800	72	NF31/600	68
NF1072	58	NF19/630E	68	NF218EC	34	NF2332E	42	NF29/850E	72	NF31/630	70
NF1076	58	NF19/670E	70	NF219E	34	NF2334E	42	NF29/900E	72	NF31/800	72
NF1080	60	NF19/710	70	NF220E	36	NF2336E	44	NF29/950E	74	NF3120	36
NF1084	60	NF19/750E	70	NF2216E	34	NF2338E	44	NF292	64	NF3122	36
NF1088	62	NF19/800	72	NF2217E	34	NF2340E	46	NF2934	42	NF3124	38
NF1092	64	NF19/850E	72	NF2218E	34	NF2344	48	NF2936	42	NF3128	40
NF1096	64	NF19/900E	72	NF2219E	34	NF2344E	48	NF2938	44	NF3134	42
NF18/1000	74	NF19/950	74	NF221E	36	NF2348	50	NF2940	46	NF3140	46
NF18/1060	74	NF1936E	42	NF2220E	36	NF234E	42	NF2944E	46	NF3144	46
NF18/1120E	74	NF1938E	44	NF2221E	36	NF2352E	50	NF2948	48	NF3148	48
NF18/1180E	76	NF1940E	44	NF2222E	36	NF2356E	52	NF2952	50	NF3152E	50
NF18/1250	76	NF1944E	46	NF2224E	38	NF236	44	NF2956E	52	NF3156E	52
NF18/1320E	76	NF1948	48	NF2226E	38	NF2360E	54	NF2960E	52	NF315E	34
NF18/1400	76	NF1952E	50	NF2228E	40	NF2364	56	NF2964	54	NF3164E	54
NF18/1500	76	NF1956	52	NF222E	36	NF2368	56	NF2968E	56	NF3168E	56
NF18/500E	64	NF1956E	52	NF2230E	40	NF236E	44	NF2980E	60	NF316E	34
NF18/530	66	NF1960E	52	NF2232E	40	NF2372	58	NF2984	60	NF3172E	58
NF18/560E	66	NF1964	54	NF2234E	42	NF2376	60	NF2988E	62	NF3176	58
NF18/600E	68	NF1968E	56	NF2236E	44	NF238E	44	NF2992	62	NF317E	34
NF18/630	68	NF1972	56	NF2238E	44	NF240E	46	NF2996	64	NF3180	60
NF18/670	70	NF1976	58	NF2240E	46	NF244	48	NF30/500E	66	NF3184E	62
NF18/710	70	NF1980E	60	NF2244	48	NF244E	48	NF30/530	66	NF3188E	62
NF18/750	70	NF1984E	60	NF2244E	48	NF248	48	NF30/560	68	NF318E	34
NF18/800E	72	NF1988	62	NF2248	50	NF252	50	NF30/600E	68	NF3192E	64
NF18/850	72	NF1992	62	NF224E	38	NF252E	50	NF30/630	70	NF3196	64
NF18/900	72	NF1996	64	NF2252	50	NF256	52	NF30/670	70	NF319E	34
NF18/950	74	NF20/500E	66	NF2252E	50	NF256E	52	NF30/710	70	NF320E	36
NF1840	44	NF20/530E	66	NF2256E	52	NF260E	54	NF3026	38	NF321E	36
NF1844	46	NF20/560E	68	NF2260	54	NF264E	54	NF3028E	40	NF322E	36
NF1848	48	NF20/600E	68	NF2264	54	NF268	56	NF3030	40	NF323	38
NF1852	50	NF2026E	38	NF2264E	56	NF272	58	NF3032	40	NF323E	38
NF1856	50	NF2028E	38	NF2268	56	NF276	58	NF3034	42	NF324E	38
NF1860E	52	NF2030	40	NF226E	38	NF28/710	70	NF3036	42	NF326E	38
NF1864	54	NF2032E	40	NF2272	58	NF280	60	NF3038	44	NF328E	40
NF1868	56	NF2034E	42	NF2276	58	NF284	62	NF3040	46	NF330E	40
NF1872	56	NF2036E	42	NF2280	60	NF2856E	52	NF3044	46	NF332E	42
NF1876E	58	NF2038E	44	NF2284	62	NF288	62	NF3048E	48	NF334	42
NF1880	60	NF2040E	46	NF2288	62	NF29/1000E	74	NF3052E	50	NF334E	42
NF1884	60	NF2044E	46	NF228E	40	NF29/1060E	74	NF3056	52	NF336	44
NF1888	62	NF2048E	48	NF2292	64	NF29/1120	74	NF3060	54	NF336E	44
NF1892	62	NF2052E	50	NF230E	40	NF29/1180E	76	NF3064E	54	NF338E	44
NF1896	64	NF2056E	52	NF2315	34	NF29/1250	76	NF3068	56	NF340E	46



Bearing Number	Pg.	Bearing Number	Pg.	Bearing Number	Pg.	Bearing Number	Pg.	Bearing Number	Pg.	Bearing Number	Pg.
NF344	48	NJ1021	36	NJ1876E	58	NJ2038E	44	NJ2284	62	NJ288	62
NF344E	48	NJ1022	36	NJ1880	60	NJ2040E	46	NJ2288	62	NJ29/1000E	74
NF348	50	NJ1024	38	NJ1884	60	NJ2044E	46	NJ228E	40	NJ29/1060E	74
NF352E	50	NJ1026E	38	NJ1888	62	NJ2048E	48	NJ2292	64	NJ29/1120	74
NF356E	52	NJ1028	38	NJ1892	62	NJ2052E	50	NJ230E	40	NJ29/1180E	76
NF360	54	NJ1030	40	NJ1896	64	NJ2056E	52	NJ2315	34	NJ29/1250	76
NF364	56	NJ1032	40	NJ19/1000	74	NJ2060E	54	NJ2316E	34	NJ29/1320E	76
NF368	56	NJ1034	42	NJ19/1060	74	NJ2064E	54	NJ2317E	34	NJ29/1400	76
NF372	58	NJ1036	42	NJ19/1120	74	NJ2068E	56	NJ2318E	34	NJ29/1500	76
NF376	60	NJ1038	44	NJ19/1180	76	NJ2072E	58	NJ2319E	34	NJ29/500	66
NF39/1000	74	NJ1040	46	NJ19/1250	76	NJ2076E	58	NJ2320E	36	NJ29/530E	66
NF39/1060E	74	NJ1044	46	NJ19/1320	76	NJ2080E	60	NJ2321E	36	NJ29/560	66
NF39/1120	76	NJ1048E	48	NJ19/1400	76	NJ2084E	62	NJ2322E	36	NJ29/600E	68
NF39/1320	76	NJ1052	50	NJ19/1500E	76	NJ2088E	62	NJ2324E	38	NJ29/630E	68
NF39/500E	66	NJ1056	52	NJ19/500	64	NJ2092E	64	NJ2326E	38	NJ29/670	70
NF39/530	66	NJ1060	54	NJ19/530	66	NJ2096	64	NJ2328E	40	NJ29/710E	70
NF39/560	66	NJ1064	54	NJ19/560E	66	NJ216E	34	NJ232E	40	NJ29/750	70
NF39/600	68	NJ1068	56	NJ19/600E	68	NJ217E	34	NJ2330E	40	NJ29/800	72
NF39/630	68	NJ1072	58	NJ19/630E	68	NJ218E	34	NJ2332E	42	NJ29/850E	72
NF39/670	70	NJ1076	58	NJ19/670E	70	NJ219E	34	NJ2334E	42	NJ29/900E	72
NF39/710	70	NJ1080	60	NJ19/710	70	NJ220E	36	NJ2336E	44	NJ29/950E	74
NF39/750	72	NJ1084	60	NJ19/750E	70	NJ2216E	34	NJ2338E	44	NJ292	64
NF39/800	72	NJ1088	62	NJ19/800	72	NJ2217E	34	NJ2340E	46	NJ2934	42
NF39/850	72	NJ1092	64	NJ19/850E	72	NJ2218E	34	NJ2344	48	NJ2936	42
NF39/900	72	NJ1096	64	NJ19/900E	72	NJ2219E	34	NJ2344E	48	NJ2938	44
NF39/950	74	NJ18/1000	74	NJ19/950	74	NJ221E	36	NJ2348	50	NJ2940	46
NF3940	46	NJ18/1060	74	NJ1936E	42	NJ2220E	36	NJ234E	42	NJ2944E	46
NF3944	46	NJ18/1120E	74	NJ1938E	44	NJ2221E	36	NJ2352E	50	NJ2948	48
NF3948	48	NJ18/1180E	76	NJ1940E	44	NJ2222E	36	NJ2356E	52	NJ2952	50
NF3952	50	NJ18/1250	76	NJ1944E	46	NJ2224E	38	NJ236	44	NJ2956E	52
NF3956	52	NJ18/1320E	76	NJ1948	48	NJ2226E	38	NJ2360E	54	NJ2960E	52
NF3960	54	NJ18/1400	76	NJ1952E	50	NJ2228E	40	NJ2364	56	NJ2964	54
NF3964	54	NJ18/1500	76	NJ1956	52	NJ222E	36	NJ2368	56	NJ2968E	56
NF3968	56	NJ18/500E	64	NJ1956E	52	NJ2230E	40	NJ236E	44	NJ2980E	60
NF3972	58	NJ18/530	66	NJ1960E	52	NJ2232E	40	NJ2372	58	NJ2984	60
NF3976	58	NJ18/560E	66	NJ1964	54	NJ2234E	42	NJ2376	60	NJ2988E	62
NF3980	60	NJ18/600E	68	NJ1968E	56	NJ2236E	44	NJ238E	44	NJ2992	62
NF3984	60	NJ18/630	68	NJ1972	56	NJ2238E	44	NJ240E	46	NJ2996	64
NF3988	62	NJ18/670	70	NJ1976	58	NJ2240E	46	NJ244	48	NJ30/500E	66
NF3992	64	NJ18/710	70	NJ1980E	60	NJ2244	48	NJ244E	48	NJ30/530	66
NF3996	64	NJ18/750	70	NJ1984E	60	NJ2244E	48	NJ248	48	NJ30/560	68
NJ10/500	66	NJ18/800E	72	NJ1988	62	NJ2248	50	NJ252	50	NJ30/600E	68
NJ10/530	66	NJ18/850	72	NJ1992	62	NJ224E	38	NJ252E	50	NJ30/630	70
NJ10/560	68	NJ18/900	72	NJ1996	64	NJ2252	50	NJ256	52	NJ30/670	70
NJ10/600	68	NJ18/950	74	NJ20/500E	66	NJ2252E	50	NJ256E	52	NJ30/710	70
NJ10/630E	68	NJ1840	44	NJ20/530E	66	NJ2256E	52	NJ260E	54	NJ3026	38
NJ10/670E	70	NJ1844	46	NJ20/560E	68	NJ2260	54	NJ264E	54	NJ3028E	40
NJ10/710E	70	NJ1848	48	NJ20/600E	68	NJ2264	54	NJ268	56	NJ3030	40
NJ10/750E	72	NJ1852	50	NJ2026E	38	NJ2264E	56	NJ272	58	NJ3032	40
NJ10/800E	72	NJ1856	50	NJ2028E	38	NJ2268	56	NJ276	58	NJ3034	42
NJ10/850	72	NJ1860E	52	NJ2030	40	NJ226E	38	NJ28/710	70	NJ3036	42
NJ10/900	74	NJ1864	54	NJ2032E	40	NJ2272	58	NJ280	60	NJ3038	44
NJ10/950	74	NJ1868	56	NJ2034E	42	NJ2276	58	NJ284	62	NJ3040	46
NJ1020	36	NJ1872	56	NJ2036E	42	NJ2280	60	NJ2856E	52	NJ3044	46



Bearing Number	Pg.	Bearing Number	Pg.	Bearing Number	Pg.	Bearing Number	Pg.	Bearing Number	Pg.	Bearing Number	Pg.
NJ3048E	48	NJ334	42	NJG18/710V	89	NJG28/850V	90	NJG3022V	83	NN41/630	81
NJ3052E	50	NJ334E	42	NJG18/750V	89	NJG28/900V	90	NJG3024V	83	NN41/670	81
NJ3056	52	NJ336	44	NJG18/800V	90	NJG28/950V	90	NJG3026V	83	NN41/710	81
NJ3060	54	NJ336E	44	NJG18/850V	90	NJG2838V	85	NJG3028V	83	NN41/750	82
NJ3064E	54	NJ338E	44	NJG18/900V	90	NJG2840V	85	NJG3030V	84	NN41/800	82
NJ3068	56	NJ340E	46	NJG18/950V	90	NJG2848V	85	NJG3032V	84	NN4126	78
NJ3072	58	NJ344	48	NJG1840V	85	NJG2852V	86	NJG3034V	84	NN4128	78
NJ3076E	58	NJ344E	48	NJG1844V	85	NJG2856V	86	NJG3036V	84	NN4130	78
NJ3080	60	NJ348	50	NJG1848V	85	NJG2860V	86	NJG3038V	85	NN4132	78
NJ3084	62	NJ352E	50	NJG1852V	86	NJG2864V	86	NJG3040V	85	NN4134	78
NJ3088	62	NJ356E	52	NJG1856V	86	NJG2872V	87	NJG3044V	85	NN4136	78
NJ3092E	64	NJ360	54	NJG1860V	86	NJG2876V	87	NJG3048V	85	NN4138	78
NJ3096	64	NJ364	56	NJG1864V	86	NJG2880V	87	NJG3052V	86	NN4140	78
NJ31/1320E	76	NJ368	56	NJG1872V	87	NJG2884V	87	NJG3056V	86	NN4144	79
NJ31/500E	66	NJ372	58	NJG1876V	87	NJG2888V	87	NJG3060V	86	NN4148	79
NJ31/530	66	NJ376	60	NJG1880V	87	NJG2892V	88	NJG3064V	87	NN4152	79
NJ31/560	68	NJ39/1000	74	NJG1884V	87	NJG2896V	88	NJG3068V	87	NN4160	79
NJ31/600	68	NJ39/1060E	74	NJG1888V	87	NJG29/1000V	90	NJG3072V	87	NN4164	79
NJ31/630	70	NJ39/1120	76	NJG1892V	88	NJG29/500V	88	NJG3076V	87	NN4168	79
NJ31/800	72	NJ39/1320	76	NJG1896V	88	NJG29/530V	89	NJG3080V	87	NN4172	80
NJ3120	36	NJ39/500E	66	NJG2220V	83	NJG29/560V	89	NJG3084V	87	NN4180	80
NJ3122	36	NJ39/530	66	NJG2222V	83	NJG29/600V	89	NJG3088V	88	NN4184	80
NJ3124	38	NJ39/560	66	NJG2224V	83	NJG29/630V	89	NJG3092V	88	NN4188	80
NJ3128	40	NJ39/600	68	NJG2226V	83	NJG29/670V	89	NJG3096V	88	NN4192	81
NJ3134	42	NJ39/630	68	NJG2228V	83	NJG29/710V	89	NN3026	78	NN4196	81
NJ3140	46	NJ39/670	70	NJG2230V	84	NJG29/750V	89	NN3028	78	NN48/750	81
NJ3144	46	NJ39/710	70	NJG2232V	84	NJG29/800V	90	NN3048	79	NN4860	79
NJ3148	48	NJ39/750	72	NJG2234V	84	NJG29/850V	90	NN40/1000	82	NN4864	79
NJ3152E	50	NJ39/800	72	NJG2236V	84	NJG29/900V	90	NN40/500	81	NN4868	79
NJ3156E	52	NJ39/850	72	NJG2238V	85	NJG29/950V	90	NN40/530	81	NN4876	80
NJ315E	34	NJ39/900	72	NJG2240V	85	NJG2930V	84	NN40/560	81	NN4880	80
NJ3164E	54	NJ39/950	74	NJG2320V	83	NJG2932V	84	NN40/600	81	NN4884	80
NJ3168E	56	NJ3940	46	NJG2322V	83	NJG2934V	84	NN40/630	81	NN4888	80
NJ316E	34	NJ3944	46	NJG2324V	83	NJG2936V	84	NN40/670	81	NN4892	80
NJ3172E	58	NJ3948	48	NJG2326V	83	NJG2938V	85	NN40/710	81	NN49/1000	82
NJ3176	58	NJ3952	50	NJG2328V	83	NJG2940V	85	NN40/750	82	NN49/1060	82
NJ317E	34	NJ3956	52	NJG2330V	84	NJG2944V	85	NN40/800	82	NN49/1120	82
NJ3180	60	NJ3960	54	NJG2332V	84	NJG2948V	85	NN40/850	82	NN49/1180	82
NJ3184E	62	NJ3964	54	NJG2334V	84	NJG2952V	86	NN40/900	82	NN49/500	81
NJ3188E	62	NJ3968	56	NJG2336V	85	NJG2956V	86	NN40/950	82	NN49/530	81
NJ318E	34	NJ3972	58	NJG2338V	85	NJG2960V	86	NN4052	79	NN49/560	81
NJ3192E	64	NJ3976	58	NJG2340V	85	NJG2964V	87	NN4056	79	NN49/600	81
NJ3196	64	NJ3980	60	NJG2344V	85	NJG2968V	87	NN4060	79	NN49/630	81
NJ319E	34	NJ3984	60	NJG2348V	85	NJG2972V	87	NN4064	79	NN49/670	81
NJ320E	36	NJ3988	62	NJG2352V	86	NJG2976V	87	NN4068	79	NN49/750	82
NJ321E	36	NJ3992	64	NJG28/1000V	90	NJG2980V	87	NN4072	79	NN49/800	82
NJ322E	36	NJ3996	64	NJG28/500V	88	NJG2984V	87	NN4076	80	NN49/850	82
NJ323	38	NJG18/1000V	90	NJG28/560V	89	NJG2988V	88	NN4080	80	NN49/900	82
NJ323E	38	NJG18/500V	88	NJG28/600V	89	NJG2992V	88	NN4084	80	NN49/950	82
NJ324E	38	NJG18/530V	88	NJG28/630V	89	NJG2996V	88	NN4088	80	NN4926	78
NJ326E	38	NJG18/560V	89	NJG28/670V	89	NJG30/500V	88	NN4096	81	NN4928	78
NJ328E	40	NJG18/600V	89	NJG28/710V	89	NJG30/530V	89	NN41/500	81	NN4930	78
NJ330E	40	NJG18/630V	89	NJG28/750V	89	NJG30/560V	89	NN41/530	81	NN4932	78
NJ332E	42	NJG18/670V	89	NJG28/800V	90	NJG3020V	83	NN41/600	81	NN4934	78

Bearing Number	Pg.	Bearing Number	Pg.	Bearing Number	Pg.	Bearing Number	Pg.	Bearing Number	Pg.	Bearing Number	Pg.
NN4936	78	NNC4980V	93	NNCF4952V	92	NNCL4934V	91	NNU4060	79	NNU49/630	81
NN4938	78	NNC4984V	93	NNCF4956V	92	NNCL4936V	91	NNU4064	79	NNU49/670	81
NN4940	78	NNC4988V	93	NNCF4960V	92	NNCL4938V	91	NNU4068	79	NNU49/750	82
NN4944	79	NNC4992V	93	NNCF4968V	93	NNCL4940V	91	NNU4072	79	NNU49/800	82
NN4948	79	NNC4996V	93	NNCF4972V	93	NNCL4944V	92	NNU4076	80	NNU49/850	82
NN4952	79	NNC5024V	91	NNCF4976V	93	NNCL4948V	92	NNU4080	80	NNU49/900	82
NN4956	79	NNC5026V	91	NNCF4980V	93	NNCL4952V	92	NNU4084	80	NNU49/950	82
NN4960	79	NNC5028V	91	NNCF4984V	93	NNCL4956V	92	NNU4088	80	NNU4926	78
NN4964	79	NNC5030V	91	NNCF4988V	93	NNCL4960V	92	NNU4096	81	NNU4928	78
NN4968	79	NNC5032V	91	NNCF4992V	93	NNCL4964V	92	NNU41/500	81	NNU4930	78
NN4972	79	NNC5034V	91	NNCF4996V	93	NNCL4968V	93	NNU41/530	81	NNU4932	78
NN4976	80	NNC5036V	91	NNCF5024V	91	NNCL4972V	93	NNU41/600	81	NNU4934	78
NN4980	80	NNC5038V	91	NNCF5026V	91	NNCL4976V	93	NNU41/630	81	NNU4936	78
NN4984	80	NNC5040V	92	NNCF5028V	91	NNCL4980V	93	NNU41/670	81	NNU4938	78
NN4988	80	NNC5044V	92	NNCF5030V	91	NNCL4984V	93	NNU41/710	81	NNU4940	78
NN4992	80	NNC5048V	92	NNCF5032V	91	NNCL4988V	93	NNU41/750	82	NNU4944	79
NN4996	81	NNC5052V	92	NNCF5034V	91	NNCL4992V	93	NNU41/800	82	NNU4948	79
NNC48/500V	93	NNC5056V	92	NNCF5036V	91	NNCL4996V	93	NNU4126	78	NNU4952	79
NNC48/530V	93	NNC5060V	92	NNCF5038V	91	NNCL5024V	91	NNU4128	78	NNU4956	79
NNC4838V	91	NNC5064V	93	NNCF5040V	92	NNCL5026V	91	NNU4130	78	NNU4960	79
NNC4840V	91	NNC5068V	93	NNCF5044V	92	NNCL5028V	91	NNU4132	78	NNU4964	79
NNC4844V	92	NNC5072V	93	NNCF5048V	92	NNCL5030V	91	NNU4134	78	NNU4968	79
NNC4848V	92	NNC5076V	93	NNCF5052V	92	NNCL5032V	91	NNU4136	78	NNU4972	79
NNC4852V	92	NNC5080V	93	NNCF5056V	92	NNCL5034V	91	NNU4138	78	NNU4976	80
NNC4856V	92	NNCF48/500V	93	NNCF5060V	92	NNCL5036V	91	NNU4140	78	NNU4980	80
NNC4860V	92	NNCF48/530V	93	NNCF5064V	93	NNCL5038V	91	NNU4144	79	NNU4984	80
NNC4864V	92	NNCF4838V	91	NNCF5068V	93	NNCL5040V	92	NNU4148	79	NNU4988	80
NNC4868V	93	NNCF4840V	91	NNCF5072V	93	NNCL5044V	92	NNU4152	79	NNU4992	80
NNC4872V	93	NNCF4844V	92	NNCF5076V	93	NNCL5048V	92	NNU4160	79	NNU4996	81
NNC4876V	93	NNCF4848V	92	NNCF5080V	93	NNCL5052V	92	NNU4164	79	NP10/500	66
NNC4880V	93	NNCF4852V	92	NNCL48/500V	93	NNCL5056V	92	NNU4168	79	NP10/530	66
NNC4884V	93	NNCF4856V	92	NNCL48/530V	93	NNCL5060V	92	NNU4172	80	NP10/560	68
NNC4888V	93	NNCF4860V	92	NNCL4838V	91	NNCL5064V	93	NNU4180	80	NP10/600	68
NNC4892V	93	NNCF4864V	92	NNCL4840V	91	NNCL5068V	93	NNU4184	80	NP10/630E	68
NNC4896V	93	NNCF4868V	93	NNCL4844V	92	NNCL5072V	93	NNU4188	80	NP10/670E	70
NNC49/500V	93	NNCF4872V	93	NNCL4848V	92	NNCL5076V	93	NNU4192	81	NP10/710E	70
NNC49/530V	93	NNCF4876V	93	NNCL4852V	92	NNCL5080V	93	NNU4196	81	NP10/750E	72
NNC4926V	91	NNCF4880V	93	NNCL4856V	92	NNU3026	78	NNU48/750	81	NP10/800E	72
NNC4928V	91	NNCF4884V	93	NNCL4860V	92	NNU3028	78	NNU4860	79	NP10/850	72
NNC4930V	91	NNCF4888V	93	NNCL4864V	92	NNU3048	79	NNU4864	79	NP10/900	74
NNC4932V	91	NNCF4892V	93	NNCL4868V	93	NNU40/1000	82	NNU4868	79	NP10/950	74
NNC4934V	91	NNCF4896V	93	NNCL4872V	93	NNU40/500	81	NNU4876	80	NP1020	36
NNC4936V	91	NNCF49/500V	93	NNCL4876V	93	NNU40/530	81	NNU4880	80	NP1021	36
NNC4938V	91	NNCF49/530V	93	NNCL4880V	93	NNU40/560	81	NNU4884	80	NP1022	36
NNC4940V	91	NNCF4926V	91	NNCL4884V	93	NNU40/600	81	NNU4888	80	NP1024	38
NNC4944V	92	NNCF4928V	91	NNCL4888V	93	NNU40/630	81	NNU4892	80	NP1026E	38
NNC4948V	92	NNCF4930V	91	NNCL4892V	93	NNU40/670	81	NNU49/1000	82	NP1028	38
NNC4952V	92	NNCF4932V	91	NNCL4896V	93	NNU40/710	81	NNU49/1060	82	NP1030	40
NNC4956V	92	NNCF4934V	91	NNCL49/500V	93	NNU40/750	82	NNU49/1120	82	NP1032	40
NNC4960V	92	NNCF4936V	91	NNCL49/530V	93	NNU40/800	82	NNU49/1180	82	NP1034	42
NNC4964V	92	NNCF4938V	91	NNCL4926V	91	NNU40/850	82	NNU49/500	81	NP1036	42
NNC4968V	93	NNCF4940V	91	NNCL4928V	91	NNU40/900	82	NNU49/530	81	NP1038	44
NNC4972V	93	NNCF4944V	92	NNCL4930V	91	NNU40/950	82	NNU49/560	81	NP1040	46
NNC4976V	93	NNCF4948V	92	NNCL4932V	91	NNU4056	79	NNU49/600	81	NP1044	46

Bearing Number	Pg.	Bearing Number	Pg.	Bearing Number	Pg.	Bearing Number	Pg.	Bearing Number	Pg.	Bearing Number	Pg.
NP1048E	48	NP19/1400	76	NP2084E	62	NP2322E	36	NP29/600E	68	NP3096	64
NP1052	50	NP19/1500E	76	NP2088E	62	NP2324E	38	NP29/630E	68	NP31/1320E	76
NP1056	52	NP19/500	64	NP2092E	64	NP2326E	38	NP29/670	70	NP31/500E	66
NP1060	54	NP19/530	66	NP2096	64	NP2328E	40	NP29/710E	70	NP31/530	66
NP1064	54	NP19/560E	66	NP216E	34	NP232E	40	NP29/750	70	NP31/560	68
NP1068	56	NP19/600E	68	NP217E	34	NP2330E	40	NP29/800	72	NP31/600	68
NP1072	58	NP19/630E	68	NP218EC	34	NP2332E	42	NP29/850E	72	NP31/630	70
NP1076	58	NP19/670E	70	NP219E	34	NP2334E	42	NP29/900E	72	NP31/800	72
NP1080	60	NP19/710	70	NP220E	36	NP2336E	44	NP29/950E	74	NP3120	36
NP1084	60	NP19/750E	70	NP2216E	34	NP2338E	44	NP292	64	NP3122	36
NP1088	62	NP19/800	72	NP2217E	34	NP2340E	46	NP2934	42	NP3124	38
NP1092	64	NP19/850E	72	NP2218E	34	NP2344	48	NP2936	42	NP3128	40
NP1096	64	NP19/900E	72	NP2219E	34	NP2344E	48	NP2938	44	NP3134	42
NP18/1000	74	NP19/950	74	NP221E	36	NP2348	50	NP2940	46	NP3140	46
NP18/1060	74	NP1936E	42	NP2220E	36	NP234E	42	NP2944E	46	NP3144	46
NP18/1120E	74	NP1938E	44	NP2221E	36	NP2352E	50	NP2948	48	NP3148	48
NP18/1180E	76	NP1940E	44	NP2222E	36	NP2356E	52	NP2952	50	NP3152E	50
NP18/1250	76	NP1944E	46	NP2224E	38	NP236	44	NP2956E	52	NP3156E	52
NP18/1320E	76	NP1948	48	NP2226E	38	NP2360E	54	NP2960E	52	NP315E	34
NP18/1400	76	NP1952E	50	NP2228E	40	NP2364	56	NP2964	54	NP3164E	54
NP18/1500	76	NP1956	52	NP222E	36	NP2368	56	NP2968E	56	NP3168E	56
NP18/500E	64	NP1956E	52	NP2230E	40	NP236E	44	NP2980E	60	NP316E	34
NP18/530	66	NP1960E	52	NP2232E	40	NP2372	58	NP2984	60	NP3172E	58
NP18/560E	66	NP1964	54	NP2234E	42	NP2376	60	NP2988E	62	NP3176	58
NP18/600E	68	NP1968E	56	NP2236E	44	NP238E	44	NP2992	62	NP317E	34
NP18/630	68	NP1972	56	NP2238E	44	NP240E	46	NP2996	64	NP3180	60
NP18/670	70	NP1976	58	NP2240E	46	NP244	48	NP30/500E	66	NP3184E	62
NP18/710	70	NP1980E	60	NP2244	48	NP244E	48	NP30/530	66	NP3188E	62
NP18/750	70	NP1984E	60	NP2244E	48	NP248	48	NP30/560	68	NP318E	34
NP18/800E	72	NP1988	62	NP2248	50	NP252	50	NP30/600E	68	NP3192E	64
NP18/850	72	NP1992	62	NP224E	38	NP252E	50	NP30/630	70	NP3196	64
NP18/900	72	NP1996	64	NP2252	50	NP256	52	NP30/670	70	NP319E	34
NP18/950	74	NP20/500E	66	NP2252E	50	NP256E	52	NP30/710	70	NP320E	36
NP1840	44	NP20/530E	66	NP2256E	52	NP260E	54	NP3026	38	NP321E	36
NP1844	46	NP20/560E	68	NP2260	54	NP264E	54	NP3028E	40	NP322E	36
NP1848	48	NP20/600E	68	NP2264	54	NP268	56	NP3030	40	NP323	38
NP1852	50	NP2026E	38	NP2264E	56	NP272	58	NP3032	40	NP323E	38
NP1856	50	NP2028E	38	NP2268	56	NP276	58	NP3034	42	NP324E	38
NP1860E	52	NP2030	40	NP226E	38	NP28/710	70	NP3036	42	NP326E	38
NP1864	54	NP2032E	40	NP2272	58	NP280	60	NP3038	44	NP328E	40
NP1868	56	NP2034E	42	NP2276	58	NP284	62	NP3040	46	NP330E	40
NP1872	56	NP2036E	42	NP2280	60	NP2856E	52	NP3044	46	NP332E	42
NP1876E	58	NP2038E	44	NP2284	62	NP288	62	NP3048E	48	NP334	42
NP1880	60	NP2040E	46	NP2288	62	NP29/1000E	74	NP3052E	50	NP334E	42
NP1884	60	NP2044E	46	NP228E	40	NP29/1060E	74	NP3056	52	NP336	44
NP1888	62	NP2048E	48	NP2292	64	NP29/1120	74	NP3060	54	NP336E	44
NP1892	62	NP2052E	50	NP230E	40	NP29/1180E	76	NP3064E	54	NP338E	44
NP1896	64	NP2056E	52	NP2315	34	NP29/1250	76	NP3068	56	NP340E	46
NP19/1000	74	NP2060E	54	NP2316E	34	NP29/1320E	76	NP3072	58	NP344	48
NP19/1060	74	NP2064E	54	NP2317E	34	NP29/1400	76	NP3076E	58	NP344E	48
NP19/1120	74	NP2068E	56	NP2318E	34	NP29/1500	76	NP3080	60	NP348	50
NP19/1180	76	NP2072E	58	NP2319E	34	NP29/500	66	NP3084	62	NP352E	50
NP19/1250	76	NP2076E	58	NP2320E	36	NP29/530E	66	NP3088	62	NP356E	52
NP19/1320	76	NP2080E	60	NP2321E	36	NP29/560	66	NP3092E	64	NP360	54

Bearing Number	Pg.	Bearing Number	Pg.	Bearing Number	Pg.	Bearing Number	Pg.	Bearing Number	Pg.	Bearing Number	Pg.
NP364	56	NU1032	40	NU19/1000	74	NU2060E	54	NU2319E	34	NU29/500	66
NP368	56	NU1034	42	NU19/1060	74	NU2064E	54	NU2320E	36	NU29/530E	66
NP372	58	NU1036	42	NU19/1120	74	NU2068E	56	NU2321E	36	NU29/560	66
NP376	60	NU1038	44	NU19/1180	76	NU2072E	58	NU2322E	36	NU29/600E	68
NP39/1000	74	NU1040	46	NU19/1250	76	NU2076E	58	NU2324E	38	NU29/630E	68
NP39/1060E	74	NU1044	46	NU19/1320	76	NU2080E	60	NU2326E	38	NU29/670	70
NP39/1120	76	NU1048E	48	NU19/1400	76	NU2084E	62	NU2328E	40	NU29/710E	70
NP39/1320	76	NU1052	50	NU19/1500E	76	NU2088E	62	NU232E	40	NU29/750	70
NP39/500E	66	NU1056	52	NU19/500	64	NU2092E	64	NU2330E	40	NU29/800	72
NP39/530	66	NU1060	54	NU19/530	66	NU2096	64	NU2332E	42	NU29/850E	72
NP39/560	66	NU1064	54	NU19/560E	66	NU216E	34	NU2334E	42	NU29/900E	72
NP39/600	68	NU1068	56	NU19/600E	68	NU217E	34	NU2336E	44	NU29/950E	74
NP39/630	68	NU1072	58	NU19/630E	68	NU218EC	34	NU2338E	44	NU292	64
NP39/670	70	NU1076	58	NU19/670E	70	NU219E	34	NU2340E	46	NU2934	42
NP39/710	70	NU1080	60	NU19/710	70	NU220E	36	NU2344	48	NU2936	42
NP39/750	72	NU1084	60	NU19/750E	70	NU2216E	34	NU2344E	48	NU2938	44
NP39/800	72	NU1088	62	NU19/800	72	NU2219E	34	NU2348	50	NU2940	46
NP39/850	72	NU1092	64	NU19/850E	72	NU221E	36	NU234E	42	NU2944E	46
NP39/900	72	NU1096	64	NU19/900E	72	NU2220E	36	NU2352E	50	NU2948	48
NP39/950	74	NU18/1000	74	NU19/950	74	NU2221E	36	NU2356E	52	NU2952	50
NP3940	46	NU18/1060	74	NU1936E	42	NU2222E	36	NU236	44	NU2956E	52
NP3944	46	NU18/1120E	74	NU1938E	44	NU2224E	38	NU2360E	54	NU2960E	52
NP3948	48	NU18/1180E	76	NU1940E	44	NU2226E	38	NU2364	56	NU2964	54
NP3952	50	NU18/1250	76	NU1944E	46	NU2228E	40	NU2368	56	NU2968E	56
NP3956	52	NU18/1320E	76	NU1948	48	NU222E	36	NU236E	44	NU2980E	60
NP3960	54	NU18/1400	76	NU1952E	50	NU2230E	40	NU2372	58	NU2984	60
NP3964	54	NU18/1500	76	NU1956	52	NU2232E	40	NU2376	60	NU2988E	62
NP3968	56	NU18/500E	64	NU1956E	52	NU2234E	42	NU238E	44	NU2992	62
NP3972	58	NU18/530	66	NU1960E	52	NU2236E	44	NU240E	46	NU2996	64
NP3976	58	NU18/560E	66	NU1964	54	NU2238E	44	NU244	48	NU30/500E	66
NP3980	60	NU18/600E	68	NU1968E	56	NU2240E	46	NU244E	48	NU30/530	66
NP3984	60	NU18/630	68	NU1972	56	NU2244	48	NU248	48	NU30/560	68
NP3988	62	NU18/670	70	NU1976	58	NU2244E	48	NU252	50	NU30/600E	68
NP3992	64	NU18/710	70	NU1980E	60	NU2248	50	NU252E	50	NU30/630	70
NP3996	64	NU18/750	70	NU1984E	60	NU224E	38	NU256	52	NU30/670	70
NU10/500	66	NU18/800E	72	NU1988	62	NU2252	50	NU256E	52	NU30/710	70
NU10/530	66	NU18/850	72	NU1992	62	NU2252E	50	NU260E	54	NU3026	38
NU10/560	68	NU18/900	72	NU1996	64	NU2256E	52	NU264E	54	NU3028E	40
NU10/600	68	NU18/950	74	NU20/500E	66	NU2260	54	NU268	56	NU3030	40
NU10/630E	68	NU1840	44	NU20/530E	66	NU2264	54	NU272	58	NU3032	40
NU10/670E	70	NU1844	46	NU20/560E	68	NU2264E	56	NU276	58	NU3034	42
NU10/710E	70	NU1848	48	NU20/600E	68	NU2268	56	NU28/710	70	NU3036	42
NU10/750E	72	NU1852	50	NU2026E	38	NU226E	38	NU280	60	NU3038	44
NU10/800E	72	NU1856	50	NU2028E	38	NU2272	58	NU284	62	NU3040	46
NU10/850	72	NU1860E	52	NU2030	40	NU2276	58	NU2856E	52	NU3044	46
NU10/900	74	NU1864	54	NU2032E	40	NU2280	60	NU288	62	NU3048E	48
NU10/950	74	NU1868	56	NU2034E	42	NU2284	62	NU29/1000E	74	NU3052E	50
NU1020	36	NU1872	56	NU2036E	42	NU2288	62	NU29/1060E	74	NU3056	52
NU1021	36	NU1876E	58	NU2038E	44	NU228E	40	NU29/1120	74	NU3060	54
NU1022	36	NU1880	60	NU2040E	46	NU2292	64	NU29/1180E	76	NU3064E	54
NU1024	38	NU1884	60	NU2044E	46	NU230E	40	NU29/1250	76	NU3068	56
NU1026E	38	NU1888	62	NU2048E	48	NU2315	34	NU29/1320E	76	NU3072	58
NU1028	38	NU1892	62	NU2052E	50	NU2316E	34	NU29/1400	76	NU3076E	58
NU1030	40	NU1896	64	NU2056E	52	NU2317E	34	NU29/1500	76	NU3080	60

Bearing Number	Pg.	Bearing Number	Pg.	Bearing Number	Pg.	Bearing Number	Pg.	Bearing Number	Pg.	Bearing Number	Pg.
NU3084	62	NU352E	50	NUP1026E	38	NUP1888	62	NUP2048E	48	NUP230E	40
NU3088	62	NU356E	52	NUP1028	38	NUP1892	62	NUP2052E	50	NUP2315	34
NU3092E	64	NU360	54	NUP1030	40	NUP1896	64	NUP2056E	52	NUP2316E	34
NU3096	64	NU364	56	NUP1032	40	NUP19/1000	74	NUP2060E	54	NUP2317E	34
NU31/1320E	76	NU368	56	NUP1034	42	NUP19/1060	74	NUP2064E	54	NUP2318E	34
NU31/500E	66	NU372	58	NUP1036	42	NUP19/1120	74	NUP2068E	56	NUP2319E	34
NU31/530	66	NU376	60	NUP1038	44	NUP19/1180	76	NUP2072E	58	NUP2320E	36
NU31/560	68	NU39/1000	74	NUP1040	46	NUP19/1250	76	NUP2076E	58	NUP2321E	36
NU31/600	68	NU39/1060E	74	NUP1044	46	NUP19/1320	76	NUP2080E	60	NUP2322E	36
NU31/630	70	NU39/1120	76	NUP1048E	48	NUP19/1400	76	NUP2084E	62	NUP2324E	38
NU31/800	72	NU39/1320	76	NUP1052	50	NUP19/1500E	76	NUP2088E	62	NUP2326E	38
NU3120	36	NU39/500E	66	NUP1056	52	NUP19/500	64	NUP2092E	64	NUP2328E	40
NU3122	36	NU39/530	66	NUP1060	54	NUP19/530	66	NUP2096	64	NUP232E	40
NU3124	38	NU39/560	66	NUP1064	54	NUP19/560E	66	NUP216E	34	NUP2330E	40
NU3128	40	NU39/600	68	NUP1068	56	NUP19/600E	68	NUP217E	34	NUP2332E	42
NU3134	42	NU39/630	68	NUP1072	58	NUP19/630E	68	NUP218EC	34	NUP2334E	42
NU3140	46	NU39/670	70	NUP1076	58	NUP19/670E	70	NUP219E	34	NUP2336E	44
NU3144	46	NU39/710	70	NUP1080	60	NUP19/710	70	NUP220E	36	NUP2338E	44
NU3148	48	NU39/750	72	NUP1084	60	NUP19/750E	70	NUP2216E	34	NUP2340E	46
NU3152E	50	NU39/800	72	NUP1088	62	NUP19/800	72	NUP2218E	34	NUP2344	48
NU3156E	52	NU39/850	72	NUP1092	64	NUP19/850E	72	NUP2219E	34	NUP2344E	48
NU315E	34	NU39/900	72	NUP1096	64	NUP19/900E	72	NUP221E	36	NUP2348	50
NU3164E	54	NU39/950	74	NUP18/1000	74	NUP19/950	74	NUP2220E	36	NUP234E	42
NU3168E	56	NU3940	46	NUP18/1060	74	NUP1936E	42	NUP2221E	36	NUP2352E	50
NU316E	34	NU3944	46	NUP18/1120E	74	NUP1938E	44	NUP2222E	36	NUP2356E	52
NU3172E	58	NU3948	48	NUP18/1180E	76	NUP1940E	44	NUP2224E	38	NUP236	44
NU3176	58	NU3952	50	NUP18/1250	76	NUP1944E	46	NUP2226E	38	NUP2360E	54
NU317E	34	NU3956	52	NUP18/1320E	76	NUP1948	48	NUP2228E	40	NUP2364	56
NU3180	60	NU3960	54	NUP18/1400	76	NUP1952E	50	NUP222E	36	NUP2368	56
NU3184E	62	NU3964	54	NUP18/1500	76	NUP1956	52	NUP2230E	40	NUP236E	44
NU3188E	62	NU3968	56	NUP18/500E	64	NUP1956E	52	NUP2232E	40	NUP2372	58
NU318E	34	NU3972	58	NUP18/530	66	NUP1960E	52	NUP2234E	42	NUP2376	60
NU3192E	64	NU3976	58	NUP18/560E	66	NUP1964	54	NUP2236E	44	NUP238E	44
NU3196	64	NU3980	60	NUP18/600E	68	NUP1968E	56	NUP2238E	44	NUP240E	46
NU319E	34	NU3984	60	NUP18/630	68	NUP1972	56	NUP2240E	46	NUP244	48
NU320E	36	NU3988	62	NUP18/670	70	NUP1976	58	NUP2244	48	NUP244E	48
NU321E	36	NU3992	64	NUP18/710	70	NUP1980E	60	NUP2244E	48	NUP248	48
NU322E	36	NU3996	64	NUP18/750	70	NUP1984E	60	NUP2248	50	NUP252	50
NU323	38	NUP10/500	66	NUP18/800E	72	NUP1988	62	NUP224E	38	NUP252E	50
NU323E	38	NUP10/530	66	NUP18/850	72	NUP1992	62	NUP2252	50	NUP256	52
NU324E	38	NUP10/560	68	NUP18/900	72	NUP1996	64	NUP2252E	50	NUP256E	52
NU326E	38	NUP10/600	68	NUP18/950	74	NUP20/500E	66	NUP2256E	52	NUP260E	54
NU328E	40	NUP10/630E	68	NUP1840	44	NUP20/530E	66	NUP2260	54	NUP264E	54
NU330E	40	NUP10/670E	70	NUP1844	46	NUP20/560E	68	NUP2264	54	NUP268	56
NU332E	42	NUP10/710E	70	NUP1848	48	NUP20/600E	68	NUP2264E	56	NUP272	58
NU334	42	NUP10/750E	72	NUP1852	50	NUP2026E	38	NUP2268	56	NUP276	58
NU334E	42	NUP10/800E	72	NUP1856	50	NUP2028E	38	NUP226E	38	NUP28/710	70
NU336	44	NUP10/850	72	NUP1860E	52	NUP2030	40	NUP2272	58	NUP280	60
NU336E	44	NUP10/900	74	NUP1864	54	NUP2032E	40	NUP2276	58	NUP284	62
NU338E	44	NUP10/950	74	NUP1868	56	NUP2034E	42	NUP2280	60	NUP2856E	52
NU340E	46	NUP1020	36	NUP1872	56	NUP2036E	42	NUP2284	62	NUP288	62
NU344	48	NUP1021	36	NUP1876E	58	NUP2038E	44	NUP2288	62	NUP29/1000E	74
NU344E	48	NUP1022	36	NUP1880	60	NUP2040E	46	NUP228E	40	NUP29/1060E	74
NU348	50	NUP1024	38	NUP1884	60	NUP2044E	46	NUP2292	64	NUP29/1120	74



Bearing Number	Pg.	Bearing Number	Pg.	Bearing Number	Pg.	Bearing Number	Pg.	Bearing Number	Pg.	Bearing Number	Pg.
NUP29/1180E	76	NUP3064E	54	NUP338E	44	SCS153	145	TDP430	248	TP167	241
NUP29/1250	76	NUP3068	56	NUP340E	46	SCS154	145	TDP431	248	TP168	241
NUP29/1320E	76	NUP3072	58	NUP344	48	SCS155	145	TDP435	248	TP169	241
NUP29/1400	76	NUP3076E	58	NUP344E	48	SCS156	145	TDP436	248	TP170	241
NUP29/1500	76	NUP3080	60	NUP348	50	SCS157	146	TDP438	248	TP171	241
NUP29/500	66	NUP3084	62	NUP352E	50	SCS158	146	TDP439	248	TP172	241
NUP29/530E	66	NUP3088	62	NUP356E	52	SCS159	146	TDP440	248	TP173	241
NUP29/560	66	NUP3092E	64	NUP360	54	SCS160	146	TDP443	248	TP174	241
NUP29/600E	68	NUP3096	64	NUP364	56	SCS161	146	TDP444	248	TP175	241
NUP29/630E	68	NUP31/1320E	76	NUP368	56	SCS162	147	TDP445	248	TP176	241
NUP29/670	70	NUP31/500E	66	NUP372	58	SCS163	147	TDP446	248	TP177	241
NUP29/710E	70	NUP31/530	66	NUP376	60	SCS164	147	TDP447	248	TP178	241
NUP29/750	70	NUP31/560	68	NUP39/1000	74	SCS165	147	TDP448	248	TP179	241
NUP29/800	72	NUP31/600	68	NUP39/1060E	74	SCS166	147	TDP449	248	TP182	241
NUP29/850E	72	NUP31/630	70	NUP39/1120	76	T11011	251	TDP451	248	TP183	241
NUP29/900E	72	NUP31/800	72	NUP39/1320	76	T11115	251	TDP452	248	TP184	241
NUP29/950E	74	NUP3120	36	NUP39/500E	66	T11120	251	TDP454	248	TP185	241
NUP292	64	NUP3122	36	NUP39/530	66	T11120F	251	TP130	238	TP186	241
NUP2934	42	NUP3124	38	NUP39/560	66	T11421	251	TP131	238	TP187	241
NUP2936	42	NUP3128	40	NUP39/600	68	T114520	251	TP132	238	TP188	241
NUP2938	44	NUP3134	42	NUP39/630	68	T116021	251	TP133	238	TP313	239
NUP2940	46	NUP3140	46	NUP39/670	70	T116050	251	TP134	238	TP413	239
NUP2944E	46	NUP3144	46	NUP39/710	70	T116050F	251	TP135	238	TP414	239
NUP2948	48	NUP3148	48	NUP39/750	72	T1411	250	TP136	238	TP418	239
NUP2952	50	NUP3152E	50	NUP39/800	72	T1411F	250	TP137	238	TP420	239
NUP2956E	52	NUP3156E	52	NUP39/850	72	T1441	250	TP138	238	TP422	240
NUP2960E	52	NUP315E	34	NUP39/900	72	T1451	250	TP139	238	TP514	239
NUP2964	54	NUP3164E	54	NUP39/950	74	T1511	250	TP140	238	TP516	239
NUP2968E	56	NUP3168E	56	NUP3940	46	T1511F	250	TP141	238	TP518	239
NUP2980E	60	NUP316E	34	NUP3944	46	T1520	250	TP142	238	TP520	239
NUP2984	60	NUP3172E	58	NUP3948	48	T1520F	250	TP143	238	TP522	240
NUP2988E	62	NUP317E	58	NUP3952	50	T1611	250	TP144	238	TP526	240
NUP2992	62	NUP317E	34	NUP3956	52	T1611F	250	TP145	239	TP528	240
NUP2996	64	NUP3180	60	NUP3960	54	T1651	250	TP146	239	TP811/500	237
NUP30/500E	66	NUP3184E	62	NUP3964	54	T1651F	250	TP147	239	TP811/530	237
NUP30/530	66	NUP3188E	62	NUP3968	56	T1661	250	TP148	239	TP811/560	237
NUP30/560	68	NUP318E	34	NUP3972	58	T1661F	250	TP149	239	TP811/600	237
NUP30/600E	68	NUP3192E	64	NUP3976	58	T1691	250	TP150	239	TP81140	235
NUP30/630	70	NUP3196	64	NUP3980	60	T1709	251	TP151	239	TP81144	235
NUP30/670	70	NUP319E	34	NUP3984	60	T1711	251	TP152	239	TP81148	235
NUP30/710	70	NUP320E	36	NUP3988	62	T1711F	251	TP153	239	TP81152	235
NUP3026	38	NUP321E	36	NUP3992	64	T17519	251	TP154	239	TP81156	235
NUP3028E	40	NUP322E	36	NUP3996	64	T1811	251	TP155	239	TP81160	236
NUP3030	40	NUP323	38	SCS142	144	T1811F	251	TP156	240	TP81164	236
NUP3032	40	NUP323E	38	SCS143	144	T1811X	251	TP157	240	TP81168	236
NUP3034	42	NUP324E	38	SCS144	144	T1911	251	TP158	240	TP81172	236
NUP3036	42	NUP326E	38	SCS145	144	T1911F	251	TP159	240	TP81176	236
NUP3038	44	NUP328E	40	SCS146	144	T1921	251	TP160	240	TP81180	237
NUP3040	46	NUP330E	40	SCS147	144	T1921V	251	TP161	240	TP81184	237
NUP3044	46	NUP332E	42	SCS148	144	TDIE31104	203	TP162	240	TP81188	237
NUP3048E	48	NUP334	42	SCS149	145	TDIE31212	203	TP163	240	TP81192	237
NUP3052E	50	NUP334E	42	SCS150	145	TDIE31219	203	TP164	240	TP81196	237
NUP3056	52	NUP336	44	SCS151	145	TDIE31502	203	TP165	240	TP812/500	237
NUP3060	54	NUP336E	44	SCS152	145	TDIE31701	203	TP166	240	TP812/530	237

Bearing Number	Pg.	Bearing Number	Pg.	Bearing Number	Pg.	Bearing Number	Pg.	Bearing Number	Pg.	Bearing Number	Pg.
TP812/560	237	TP89426	234	TPC544-1	244	TPS357	247	VFT10051	252	VVFT89/550	254
TP812/600	237	TP89428	234	TPC545-1	244	TPS358	247	VFT11004	252	VVFT89/670	254
TP81224	234	TP89430	234	TPC545-2	244	TPS359	247	VFT12003	252	VVFT8944	254
TP81226	234	TP89432	234	TPC545-3	244	TQ031010	204	VFT12004	252	VVFT8948	254
TP81228	234	TP89434	234	TPC549-1	244	TQ031311	205	VFT12005	252	VVFT8952	254
TP81230	234	TP89436	235	TPC551	244	TQ031401	205	VFT14004	252	VVFT8960	254
TP81232	234	TP89438	235	TPC552	244	TQ031412	205	VFT16004	252	VVFT8964	254
TP81234	234	TP89440	235	TPC553	244	TQ031806	206	VFT16005	252	VVFT8970	254
TP81236	235	TP89444	235	TPC554	244	TQ031901	207	VFT17001	253	WTPC527-1	245
TP81238	235	TP89448	235	TPC555	244	TQ031912	207	VFT20003	253	WTPC527-2	245
TP81240	235	TP89452	235	TPC556	244	TQ032203	207	VFT22002	253	WTPC527-3	245
TP81244	235	TP89456	235	TPS334	246	TQ032702	209	VFT28001	253	WTPC527-4	245
TP81248	235	TP89460	236	TPS335	246	TQ032705	208	VFT28002	253	WTPC527-5	245
TP81252	235	TP89464	236	TPS336	246	TQ0S31221	211	VFT32002	253	WTPC528-1	245
TP81256	235	TP89468	236	TPS337	246	TQ0S31902	211	VFT9431	252	WTPC530-2	245
TP81260	236	TP89472	236	TPS338	246	TQUS31904	211	VFT9556	252	WTPC534-1	245
TP81264	236	TP89476	236	TPS339	246	TTP635	249	VFT9557	252	WTPC535-1	245
TP81268	236	TP89480	237	TPS340	246	TTP636	249	VFT9654	252	WTPC535-2	245
TP81272	236	TP89484	237	TPS341	246	TTP638	249	VFT9720	252	WTPC538-1	245
TP81276	236	TP89488	237	TPS342	246	TTP639	249	VFT9937	252	WTPC539-1	245
TP81280	237	TPC527-1	244	TPS343	246	TTP640	249	VVFT80/600	254	WTPC539-2	245
TP81284	237	TPC527-2	244	TPS344	246	TTP643	249	VVFT8050	254	WTPC539-3	245
TP81288	237	TPC527-3	244	TPS345	246	TTP645	249	VVFT8064	254	WTPC544-1	245
TP81292	237	TPC527-4	244	TPS346	246	TTP646	249	VVFT8070	254	WTPC545-1	245
TP81296	237	TPC527-5	244	TPS347	247	TTP647	249	VVFT8076	254	WTPC545-2	245
TP89330	234	TPC528-1	244	TPS348	247	TTP648	249	VVFT8084	254	WTPC545-3	245
TP89332	234	TPC530-2	244	TPS349	247	TTP649	249	VVFT8088	254	WTPC549-1	245
TP89334	234	TPC534-1	244	TPS350	247	TTP651	249	VVFT8090	254	WTPC551	245
TP89336	235	TPC535-1	244	TPS351	247	TTP652	249	VVFT8096	254	WTPC552	245
TP89338	235	TPC535-2	244	TPS352	247	TTP654	249	VVFT8154	254	WTPC553	245
TP89340	235	TPC538-1	244	TPS353	247	TTP664	249	VVFT8172	254	WTPC554	245
TP89348	235	TPC539-1	244	TPS354	247	VFT10048	252	VVFT8180	254	WTPC555	245
TP894/500	237	TPC539-2	244	TPS355	247	VFT10049	252	VVFT8194	254	WTPC556	245
TP89424	234	TPC539-3	244	TPS356	247	VFT10050	252	VVFT89/530	254		





# AMERICAN ROLLER BEARINGS



SINCE 1911

*Made in USA!*

## American Roller Bearing Company

400 2nd Ave. NW  
PO Box 68  
Hickory, NC 28603  
828-624-1460